

Integrating the Healthcare Enterprise



5

**IHE IT Infrastructure
Technical Framework**

**Volume 2b
(ITI TF-2b)**

10

**Transactions Part B –
Sections 3.29 – 3.64**

15

20

**Revision 11 – Final Text
September 23, 2014**

25

Please verify you have the most recent version of this document, which is published [here](#).

CONTENTS

	1	Introduction	6
30	1.1	Overview of the Technical Framework	6
	1.2	Overview of IT Infrastructure Technical Framework Volumes 2a, 2b, 2x, and 3.....	7
	1.3	Audience	7
	1.4	Relationship to Standards	8
	1.5	Relationship to Real-world Architectures.....	8
35	1.6	Comments	9
	1.7	Copyright Permission.....	9
	2	Conventions	10
	2.1	The Generic IHE Transaction Model.....	10
	2.2	HL7 Profiling Conventions.....	11
40	2.3	Use of Coded Entities and Coding Schemes.....	11
	3	IHE Transactions.....	12
	3.29	Intentionally Left Blank	12
	3.30	Patient Identity Management	12
	3.30.1	Scope	12
45	3.30.2	Use Case Roles	12
	3.30.3	Referenced Standards	13
	3.30.4	Message sets and options.....	13
	3.30.5	Common HL7 Message Segments	14
	3.30.6	Interactions	32
50	3.31	Patient Encounter Management	41
	3.31.1	Scope	41
	3.31.2	Use Case Roles	41
	3.31.3	Referenced Standards	41
	3.31.4	Definition of the concept “Movement”	41
55	3.31.5	Message sets and options.....	42
	3.31.6	Common HL7 Message Segments	50
	3.31.7	Interactions	51
	3.32	Distribute Document Set on Media.....	88
	3.32.1	Scope	88
60	3.32.2	Use Case Roles	89
	3.32.3	Referenced Standard	89
	3.32.4	Interaction Diagram.....	89
	3.33	Intentionally Left Blank	96
	3.34	Retrieve Form.....	97
65	3.34.1	Scope	97
	3.34.2	Use Case Roles	97
	3.34.3	Referenced Standards.....	97
	3.34.4	Interaction Diagram.....	98
	3.34.5	Protocol Requirements	102
70	3.35	Submit Form	105

	3.35.1 Scope	105
	3.35.2 Use Case Roles	105
	3.35.3 Referenced Standards	105
	3.35.4 Interaction Diagram.....	106
75	3.35.5 Protocol Requirements	107
	3.35.6 Security Considerations.....	110
	3.36 Archive Form	111
	3.36.1 Scope	111
	3.36.2 Use Case Roles	111
80	3.36.3 Referenced Standards	111
	3.36.4 Interaction Diagram.....	112
	3.36.5 Protocol Requirements	113
	3.36.6 Security Considerations.....	115
	3.37 Retrieve Clarifications	116
85	3.37.1 Scope	116
	3.37.2 Use Case Roles	116
	3.37.3 Referenced Standards	116
	3.37.4 Interaction Diagram.....	117
	3.37.5 Protocol Requirements	120
90	3.38 Cross Gateway Query	123
	3.38.1 Scope	123
	3.38.2 Use Case Roles.....	123
	3.38.3 Referenced Standard	124
	3.38.4 Interaction Diagram.....	124
95	3.38.5 Protocol Requirements	128
	3.39 Cross Gateway Retrieve.....	132
	3.39.1 Scope	132
	3.39.2 Use Case Roles.....	132
	3.39.3 Referenced Standard	133
100	3.39.4 Interaction Diagram.....	133
	3.39.5 Protocol Requirements	135
	3.40 Provide X-User Assertion	140
	3.40.1 Scope	140
	3.40.2 Use Case Roles	140
105	3.40.3 Referenced Standards	140
	3.40.4 Interaction Diagram.....	142
	3.41 Provide and Register Document Set-b.....	150
	3.41.1 Scope	151
	3.41.2 Use Case Roles	151
110	3.41.3 Referenced Standards	152
	3.41.4 Interaction Diagrams	152
	3.41.5 Protocol Requirements	156
	3.41.6 Actor Requirements.....	161
	3.41.7 Security Considerations.....	162
115	3.42 Register Document Set-b	166

	3.42.1 Scope	166
	3.42.2 Use Case Roles.....	166
	3.42.3 Referenced Standards.....	167
	3.42.4 Interaction Diagram.....	167
120	3.42.5 Protocol Requirements	169
	3.42.6 Actor Requirements.....	172
	3.42.7 Security Considerations.....	172
	3.43 Retrieve Document Set	176
	3.43.1 Scope	176
125	3.43.2 Use Case Roles.....	176
	3.43.3 Referenced Standard	177
	3.43.4 Interaction Diagram.....	177
	3.43.5 Protocol Requirements	181
	3.43.6 Security Considerations.....	189
130	3.44 Patient Identity Feed HL7 V3	193
	3.44.1 Scope	193
	3.44.2 Use Case Roles.....	193
	3.44.3 Referenced Standards.....	193
	3.44.4 Interaction Diagrams	194
135	3.44.5 Security Requirements	214
	3.45 PIXV3 Query	218
	3.45.1 Scope	218
	3.45.2 Use Case Roles.....	218
	3.45.3 Referenced Standards.....	218
140	3.45.4 Interaction Diagrams	219
	3.45.5 Security Requirements	232
	3.46 PIXV3 Update Notification.....	236
	3.46.1 Scope	236
	3.46.2 Use Case Roles.....	236
145	3.46.3 Referenced Standards.....	236
	3.46.4 Interaction Diagrams	237
	3.46.5 Security Requirements	244
	3.47 Patient Demographics Query HL7 V3	246
	3.47.1 Scope	246
150	3.47.2 Use Case Roles.....	246
	3.47.3 Referenced Standards.....	247
	3.47.4 Interaction Diagrams	248
	3.47.5 Security Requirements	269
	3.48 Retrieve Value Set.....	272
155	3.48.1 Scope	272
	3.48.2 Use case roles.....	273
	3.48.3 Referenced Standards.....	273
	3.48.4 Interaction Diagram.....	273
	3.48.5 Protocol Requirements	276
160	3.48.6 Security Requirements	280

	3.49 Convey Printed Referral Request.....	283
	3.50 Request Referral.....	283
	3.51 Multi-Patient Stored Query	283
165	3.51.1 Scope	283
	3.51.2 Use Case Roles	284
	3.51.3 Referenced Standard	284
	3.51.4 Interaction Diagram.....	284
	3.51.5 Security Considerations.....	290
	3.55 Cross Gateway Patient Discovery	293
170	3.55.1 Scope	293
	3.55.2 Use Case Roles.....	294
	3.55.3 Referenced Standard	295
	3.55.4 Interaction Diagram.....	295
	3.55.5 Security Considerations.....	318
175	3.55.6 Protocol Requirements	321
	3.60 Retrieve Multiple Value Sets	327
	3.60.1 Scope	327
	3.60.2 Use case roles	327
	3.60.3 Referenced Standards	327
180	3.60.4 Interaction Diagram.....	328
	3.60.5 Protocol Requirements	332
	3.60.6 Security Requirements	335
	3.61 Register On-Demand Document Entry	335
	3.61.1 Scope	335
185	3.61.2 Use Case Roles	336
	3.61.3 Referenced Standard	336
	3.61.4 Interaction Diagram.....	337
	3.61.5 Protocol Requirements	340
	3.61.7 Security Considerations.....	341
190	3.62 Reserved for Delete Document Set	344
	3.63 Reserved for Cross Gateway Fetch.....	344
	3.64 Reserved for Notify XAP-PID Link Change	344

195 **1 Introduction**

Integrating the Healthcare Enterprise (IHE) is an initiative designed to stimulate the integration of the information systems that support modern healthcare institutions. Its fundamental objective is to ensure that in the care of patients all required information for medical decisions is both correct and available to healthcare professionals. The IHE initiative is both a process and a forum for encouraging integration efforts. It defines a technical framework for the implementation of established messaging standards to achieve specific clinical goals. It includes a rigorous testing process for the implementation of this framework. And it organizes educational sessions and exhibits at major meetings of medical professionals to demonstrate the benefits of this framework and encourage its adoption by industry and users.

205 The approach employed in the IHE initiative is to support the use of existing standards, e.g., HL7, ASTM, DICOM, ISO, IETF, OASIS and others as appropriate, rather than to define new standards. IHE profiles further constrain configuration choices where necessary in these standards to ensure that they can be used in their respective domains in an integrated manner between different actors. When clarifications or extensions to existing standards are necessary, IHE refers recommendations to the relevant standards bodies.

This initiative has numerous sponsors and supporting organizations in different medical specialty domains and geographical regions. In North America the primary sponsors are the Healthcare Information and Management Systems Society (HIMSS) and the Radiological Society of North America (RSNA). IHE Canada has also been formed. IHE Europe (IHE-EUR) is supported by a large coalition of organizations including the European Association of Radiology (EAR) and European Congress of Radiologists (ECR), the Coordination Committee of the Radiological and Electromedical Industries (COCIR), Deutsche Röntgengesellschaft (DRG), the EuroPACS Association, Groupement pour la Modernisation du Système d'Information Hospitalier (GMSIH), Société Française de Radiologie (SFR), Società Italiana di Radiologia Medica (SIRM), and the European Institute for health Records (EuroRec). In Japan IHE-J is sponsored by the Ministry of Economy, Trade, and Industry (METI); the Ministry of Health, Labor, and Welfare; and MEDIS-DC; cooperating organizations include the Japan Industries Association of Radiological Systems (JIRA), the Japan Association of Healthcare Information Systems Industry (JAHIS), Japan Radiological Society (JRS), Japan Society of Radiological Technology (JSRT), and the Japan Association of Medical Informatics (JAMI). Other organizations representing healthcare professionals are invited to join in the expansion of the IHE process across disciplinary and geographic boundaries.

1.1 Overview of the Technical Framework

230 This document, the IHE IT Infrastructure Technical Framework (ITI TF), defines specific implementations of established standards to achieve integration goals that promote appropriate sharing of medical information to support optimal patient care. It is expanded annually, after a period of public review, and maintained regularly through the identification and correction of errata. The current version, Rev. 11.0 for Final Text, specifies the IHE transactions defined and implemented as of September 2014. The latest version of the document is always available via the Internet at http://ihe.net/Technical_Frameworks.

240 The IHE IT Infrastructure Technical Framework identifies a subset of the functional components of the healthcare enterprise, called IHE actors, and specifies their interactions in terms of a set of coordinated, standards-based transactions. It describes this body of transactions in progressively greater depth. Volume 1 (ITI TF-1) provides a high-level view of IHE functionality, showing the transactions organized into functional units called integration profiles that highlight their capacity to address specific IT Infrastructure requirements.

245 Volumes 2a, 2b, and 2x of the IT Infrastructure Technical Framework provides detailed technical descriptions of each IHE transaction used in the IT Infrastructure Integration Profiles. Volume 3 contains content specification and specifications used by multiple transactions. These volumes are consistent and can be used in conjunction with the Integration Profiles of other IHE domains.

The other domains within the IHE initiative also produce Technical Frameworks within their respective areas that together form the IHE Technical Framework. For example, the following IHE Technical Framework(s) are some of those which are available:

- IHE IT Infrastructure Technical Framework
- 250 • IHE Cardiology Technical Framework
- IHE Laboratory Technical Framework
- IHE Patient Care Coordination Technical Framework
- IHE Radiology Technical Framework

255 Where applicable, references are made to other technical frameworks. For the conventions on referencing other frameworks, see ITI TF-1: 1.6.3.

1.2 Overview of IT Infrastructure Technical Framework Volumes 2a, 2b, 2x, and 3

260 The remainder of Section 1 further describes the general nature, purpose and function of the Technical Framework. Section 2 presents the conventions used in this volume to define IHE transactions.

Section 3 defines transactions in detail, specifying the roles for each Actor, the standards employed, the information exchanged, and in some cases, implementation options for the transaction. Section 3 is divided into two parts:

- Volume 2a: Sections 3.1 - 3.28 corresponding to transactions [ITI-1] through [ITI-28].
- 265 • Volume 2b: Sections 3.29 - 3.64 corresponding to transactions [ITI-29] through [ITI-64].

Volume 2x contains all appendices providing technical details associated with the transactions.

Volume 3, Section 4 contains specifications that are used by multiple transactions.

Volume 3, Section 5 contains Content Specifications.

1.3 Audience

270 The intended audience of this document is:

- IT departments of healthcare institutions
- Technical staff of vendors planning to participate in the IHE initiative
- Experts involved in standards development
- Those interested in integrating healthcare information systems and workflows

275 **1.4 Relationship to Standards**

The IHE Technical Framework identifies functional components of a distributed healthcare environment (referred to as IHE actors), solely from the point of view of their interactions in the healthcare enterprise. At its current level of development, it defines a coordinated set of transactions based on ASTM, DICOM, HL7, IETF, ISO, OASIS and W3C standards. As the scope of the IHE initiative expands, transactions based on other standards may be included as required.

In some cases, IHE recommends selection of specific options supported by these standards; however, IHE does not introduce technical choices that contradict conformance to these standards. If errors in or extensions to existing standards are identified, IHE's policy is to report them to the appropriate standards bodies for resolution within their conformance and standards evolution strategy.

IHE is therefore an implementation framework, not a standard. Conformance claims for products must still be made in direct reference to specific standards. In addition, vendors who have implemented IHE integration capabilities in their products may publish IHE Integration Statements to communicate their products' capabilities. Vendors publishing IHE Integration Statements accept full responsibility for their content. By comparing the IHE Integration Statements from different products, a user familiar with the IHE concepts of actors and integration profiles can determine the level of integration between them. See ITI TF-2x: Appendix C for the format of IHE Integration Statements.

295 **1.5 Relationship to Real-world Architectures**

The IHE actors and transactions described in the IHE Technical Framework are abstractions of the real-world healthcare information system environment. While some of the transactions are traditionally performed by specific product categories (e.g., HIS, Clinical Data Repository, Radiology Information Systems, Clinical Information Systems or Cardiology Information Systems), the IHE Technical Framework intentionally avoids associating functions or actors with such product categories. For each Actor, the IHE Technical Framework defines only those functions associated with integrating information systems. The IHE definition of an Actor should therefore not be taken as the complete definition of any product that might implement it, nor should the framework itself be taken to comprehensively describe the architecture of a healthcare information system.

The reason for defining actors and transactions is to provide a basis for defining the interactions among functional components of the healthcare information system environment. In situations where a single physical product implements multiple functions, only the interfaces between the product and external functions in the environment are considered to be significant by the IHE

310 initiative. Therefore, the IHE initiative takes no position as to the relative merits of an integrated
environment based on a single, all-encompassing information system versus one based on
multiple systems that together achieve the same end. IHE demonstrations emphasize the
integration of multiple vendors' systems based on the IHE Technical Framework.

1.6 Comments

315 IHE International welcomes comments on this document and the IHE initiative. They can be
submitted using the Web-based comment form at [http://www.ihe.net/ITI Public Comments](http://www.ihe.net/ITI_Public_Comments) or
by sending an email to the co-chairs and secretary of the IT Infrastructure domain committees at
iti@ihe.net.

1.7 Copyright Permission

320 Health Level Seven, Inc., has granted permission to the IHE to reproduce tables from the HL7
standard. The HL7 tables in this document are copyrighted by Health Level Seven, Inc. All rights
reserved. Material drawn from these documents is credited where used.

2 Conventions

325 This document has adopted the following conventions for representing the framework concepts and specifying how the standards upon which the IHE IT Infrastructure Technical Framework is based should be applied.

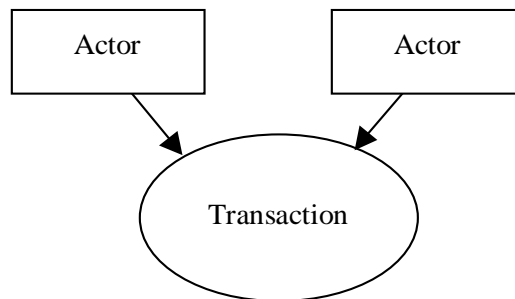
2.1 The Generic IHE Transaction Model

Transaction descriptions are provided in Section 3. In each transaction description, the actors, the roles they play, and the transactions between them are presented as use cases.

330 The generic IHE transaction description includes the following components:

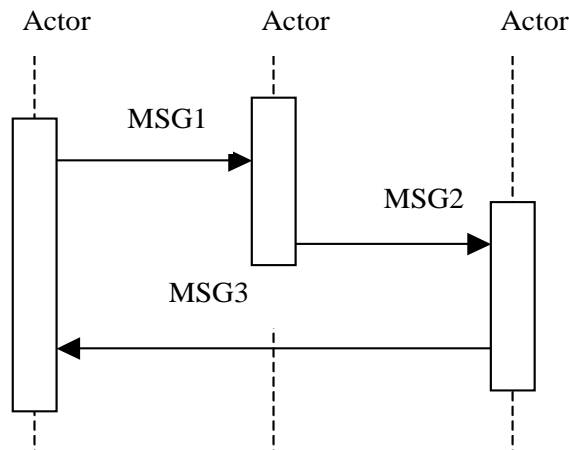
Scope: a brief description of the transaction.

Use case roles: textual definitions of the actors and their roles, with a simple diagram relating them, e.g.,:



335 *Referenced Standards*: the standards (stating the specific parts, chapters or sections thereof) to be used for the transaction.

Interaction Diagram: a graphical depiction of the actors and messages that support the transaction, with related processing within an Actor shown as a rectangle and time progressing downward, similar to:



340

345 The interaction diagrams used in the IHE IT Infrastructure Technical Framework are modeled after those described in Grady Booch, James Rumbaugh, and Ivar Jacobson, *The Unified Modeling Language User Guide*, ISBN 0-201-57168-4. Simple acknowledgment messages are often omitted from the diagrams for brevity. One or more messages may be required to satisfy a transaction. Each message is represented as an arrow starting from the Actor initiating the message.

350 *Message definitions*: descriptions of each message involved in the transaction, the events that trigger the message, its semantics, and the actions that the message triggers in the receiver.

2.2 HL7 Profiling Conventions

See ITI TF-2x: Appendix C for the HL7 profiling conventions as well as the networking implementation guidelines.

2.3 Use of Coded Entities and Coding Schemes

355 IHE does not produce, maintain or otherwise specify a coding scheme or other resource for controlled terminology (coded entities). Where applicable, coding schemes required by the HL7 and DICOM standards take precedence. In the cases where such resources are not explicitly identified by standards, implementations may utilize any resource (including proprietary or local) provided any licensing/copyright requirements are satisfied.

360 **3 IHE Transactions**

This section defines each IHE transaction in detail, specifying the standards used, the information transferred, and the conditions under which the transaction is required or optional.

3.29 Intentionally Left Blank

3.30 Patient Identity Management

365 This section corresponds to Transaction ITI-30, “Patient Identity Management” of the IHE IT Infrastructure Technical Framework. Transaction ITI-30 is used by the actors Patient Demographics Supplier and Patient Demographics Consumer.

3.30.1 Scope

370 This transaction transmits patient demographics in a patient identification domain (i.e., patient identifiers assigned by the same assigning authority).

The term “patient demographics” is intended to convey the patient identification and full identity and also information on persons related to this patient, such as primary caregiver, family doctor, guarantor, next of kin.

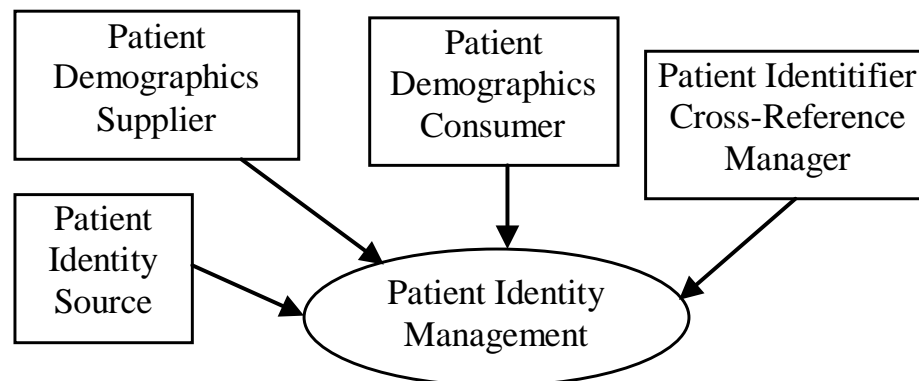
The transaction contains events for creating, updating, merging, linking and unlinking patients.

375 It enables the sending system to qualify the reliability of a patient identity, and the type of identity used (official name, alias for VIP, unknown patient).

The transaction can be used in acute care settings for both inpatients (i.e., those who are assigned a bed at the facility) and outpatients (i.e., those who are not assigned a bed at the facility).

The transaction can also be used in a pure ambulatory environment.

380 3.30.2 Use Case Roles



Actor: Patient Demographics Supplier

Role: Adds and modifies patient demographics.

Actor: Patient Demographics Consumer

385 **Role:** Receives patient demographics.

Actor: Patient Identity Source

Role: Adds and modifies patient demographics.

Actor: Patient Identifier Cross-Reference Manager

Role: Receives patient demographics.

390 **3.30.3 Referenced Standards**

HL7 2.5 Chapters 2, 3, 6, 15

3.30.4 Message sets and options

Transaction ITI-30 supports two options, “Merge” and “Link/Unlink”, in order to accommodate the various methods used by healthcare organizations to reconcile duplicated identities.

395 Any Patient Demographics Supplier or Patient Demographics Consumer Actor SHALL support at least one of the two options “Merge” and “Link/Unlink” or both, according to the IHE national extensions of this transaction. Any implementation framework will mandate both actors to support the same option. See 3.30.4.1 and 3.30.4.2.

400 Patient Identity Source and Patient Identity Cross-Reference Manager actors may support the Pediatric Demographics Option. See 3.30.4.3.

3.30.4.1 Required message subset with option “Merge”

Event	Trigger	Message Static definition
Create new patient	A28	ADT^A28^ADT_A05
Update patient information	A31	ADT^A31^ADT_A05
Change Patient Identifier List	A47	ADT^A47^ADT_A30
Merge two patients	A40	ADT^A40^ADT_A39

3.30.4.2 Required message subset with option “Link/Unlink”

405

Event	Trigger	Message Static definition
Create new patient	A28	ADT^A28^ADT_A05
Update patient information	A31	ADT^A31^ADT_A05
Change Patient Identifier List	A47	ADT^A47^ADT_A30
Link Patient Information	A24	ADT^A24^ADT_A24
Unlink Patient Information	A37	ADT^A37^ADT_A37

3.30.4.3 Optionality of Pediatric Demographics Fields

410 The Pediatric Demographics Option does not require Patient Identity Source Actors to include any attributes not already required by the corresponding HL7 message (as is described in the following sections). This minimal set of requirements enables inclusion of the largest range of Patient Identity Source Actor systems.

415 The Pediatric Demographics Option does place additional requirements on the Patient Identifier Cross-reference Manager Actor, requiring them to accept and consider in matching* a set of HL7 attributes beyond what is required by standard PIX. See Table 3.30.4.3-1 for a description of these additional requirements. For example, we would expect that two patients with all furnished data elements identical except the First Name (e.g., “Maria” vs. “Marina”), and consecutive Birth Order values would not be automatically linked or merged by the Patient Identifier Cross-Reference Manager.

3.30.4.4 Acknowledgement Support

420 An actor that claims support for the Acknowledgement Support Option shall be capable of using the enhanced acknowledgement mode as defined in the HL7 v2.x standard. See HL7 Volume 2C, Section C.2.3 for further details.

3.30.4.5 Ambulatory Patient Data

425 If the Patient Demographics Supplier supports the Ambulatory Patient Data Option, it SHALL supply the patient address in field PID-11 for ambulatory patients whenever this address is known.

3.30.5 Common HL7 Message Segments

This section describes the common HL7 message segments used in Transaction 30.

430 Each table represents a segment. Fields for which a precise usage description is needed, particularly those having usage C (conditional), are commented on below the table. The optional fields are usually not commented on.

3.30.5.1 MSH - Message Header Segment

Standard Reference: HL7 Version 2.5, Chapter 2 (Section 2.15, “Message control”)

435 This segment defines the intent, supplier, destination, and some specifics of the syntax of the message. It also uniquely identifies the message itself and dates its production.

Table 3.30-1: MSH - Message Header

SEQ	LEN	DT	Usage	Card.	TBL #	ITEM#	Element name
1	1	ST	R	[1..1]		00001	Field Separator
2	4	ST	R	[1..1]		00002	Encoding Characters
3	227	HD	R	[1..1]		00003	Sending Application
4	227	HD	R	[1..1]		00004	Sending Facility

SEQ	LEN	DT	Usage	Card.	TBL #	ITEM#	Element name
5	227	HD	R	[1..1]		00005	Receiving Application
6	227	HD	R	[1..1]		00006	Receiving Facility
7	26	TS	R	[1..1]		00007	Date/Time of Message
8	40	ST	X	[0..0]		00008	Security
9	15	MSG	R	[1..1]		00009	Message Type
10	20	ST	R	[1..1]		00010	Message Control Id
11	3	PT	R	[1..1]		00011	Processing Id
12	60	VID	R	[1..1]		00012	Version ID
13	15	NM	O	[0..1]		00013	Sequence Number
14	180	ST	X	[0..0]		00014	Continuation Pointer
15	2	ID	O	[0..1]	0155	00015	Accept Acknowledgement Type
16	2	ID	O	[0..1]	0155	00016	Application Acknowledgement Type
17	3	ID	RE	[1..1]	0399	00017	Country Code
18	16	ID	C	[0..1]	0211	00692	Character Set
19	250	CE	RE	[0..1]		00693	Principal Language of Message
20	20	ID	X	[0..0]	0356	01317	Alternate Character Set Handling Scheme
21	427	EI	RE	[0..*]		01598	Message Profile Identifier

440 **MSH-1 Field Separator**, required: This Technical Framework requires that applications support as the recommended value specified in the HL7 standard, which is | (ASCII 124). See volume 2x: Appendix C.

445 **MSH-2 Encoding Characters**, required: This field contains the four characters in the following order: the component separator, repetition separator, escape character, and subcomponent separator. This Technical Framework requires that applications support the recommended values for encoding characters as specified in the HL7 standard. The values are ^~\& (ASCII 94, 126, 92, and 38, respectively). See ITI TF-2x: Appendix C.

MSH-3 Sending Application (HD) and **MSH-5 Receiving Application (HD)**, required. See the constrainable profile definition of data type HD.

MSH-4 Sending Facility (HD) and **MSH-6 Receiving Facility (HD)**, required. See the constrainable profile definition of data type HD.

450 **MSH-9 Message Type (MSG)**, required:

Components: <Message Code (ID)> ^ <Trigger Event (ID)> ^ <Message Structure (ID)>

Definition: This field contains the message type, trigger event, and the message structure ID for the message. All three components are required.

MSH-10 Message Control Id (ST), required:

455 Definition: This field contains a number or other identifier that uniquely identifies the message in the context of exchange between trading partners. Each message should be given a unique

identifier by the sending system. The receiving system will echo this ID back to the sending system in the Message Acknowledgment segment (MSA). The combination of this identifier and the name of the sending application (MSH-3) should be unique across the healthcare enterprise.

460 **MSH-12 Version ID (VID)**, required:

Components: <Version ID (ID)> ^ <Internationalization Code (CE)> ^ <International Version ID (CE)>

Definition: This field is matched by the receiving system to its own version to be sure the message will be interpreted correctly.

465 The first component SHALL be populated with the value "2.5" representing HL7 Version 2.5.

MSH-15 Accept Acknowledgment Type (ID), optional.

As a minimal requirement for all actors, the Original Acknowledgement Mode shall be supported, in which case this field of the message will remain empty.

470 If an actor declares the “Acknowledgement Support” Option, it shall be able to use Enhanced Acknowledgement Mode.

MSH-16 Application Acknowledgment Type (ID), optional.

As a minimal requirement for all actors, the Original Acknowledgement Mode shall be supported, in which case this field of the message will remain empty.

475 If an actor declares the “Acknowledgement Support” Option, it shall be able to use Enhanced Acknowledgement Mode.

MSH-17 Country Code (ID), required if available.

Definition: This field contains the country of origin for the message. The values to be used are those of ISO 3166, using the 3-character alphabetic form. Refer to *HL7 Table 0399 - Country code*.

480 Examples of valid values:

JPN = Japan, USA = United States, GBR = United Kingdom, ITA = Italy, FRA = France, NLD = Netherlands.

MSH-18 Character Set (ID), conditional.

485 Definition: This field contains the character set for the entire message. Refer to *HL7 Table 0211 - Alternate character sets* for valid values.

Examples of valid values:

ASCII: The printable 7-bit ASCII character set.

490 8859/1: The printable characters from the ISO 8859/1 Character set used by Western Europe. This character set can still be used, but 8859/15 should be used by preference. This character set is the forward-compatible version of 8859/1 and includes new characters such as the Euro currency symbol.

ISO IR87: Code for the Japanese Graphic Character set for information interchange (JIS X 0208-1990).

UNICODE UTF-8: UCS Transformation Format, 8-bit form.

495 **Condition predicate:** This field shall only be valued if the message uses a character set other than the 7-bit ASCII character set. Though the field is repeatable in HL7, IHE authorizes only one occurrence (i.e., one character set). The character set specified in this field is used for the encoding of all of the characters within the message.

MSH-19 Principal Language of Message (CE), required if available. Coded from ISO 639.

500 Examples: DE = German, EN = English, ES=Spanish, JA = Japanese, FR = French, NL = Dutch, IT = Italian

MSH-20 Alternate Character Set Handling Scheme (ID), not supported: Character set switching is not allowed here.

MSH-21 Message Profile Identifier (EI), required if available.

505 This field shall be valued in the messages for which a Message Profile has been officially registered with HL7, and is recommended to be valued for all messages in accordance with IHE Technical Framework transactions. See volume 2x: Appendix C.

3.30.5.2 EVN – Event Type Segment

Standard Reference: HL7 Version 2.5, Chapter 3, Section 3.4.1

510 This segment is used to provide generic properties of the trigger event.

Table 3.30-2: EVN – Event Type segment

SEQ	LEN	DT	Usage	Card.	TBL#	ITEM#	Element name
1	3	ID	X	[0..0]	0003	00099	Event Type Code
2	26	TS	R	[1..1]		00100	Recorded Date Time
3	26	TS	C	[0..1]		00101	Date/Time Planned Event
4	3	IS	O	[0..1]	0062	00102	Event Reason Code
5	250	XCN	O	[0..*]	0188	00103	Operator ID
6	26	TS	C	[0..1]		01278	Event Occurred
7	241	HD	RE	[0..1]		01534	Event Facility

515 **EVN-1 Event Type Code (ID):** Not supported (deprecated in HL7 2.5). The Event Type Code is given in MSH-9 of segment MSH.

EVN-2 Recorded Date Time (TS): Required. Date/time when the event was recorded.

EVN-3 Date/Time Planned Event (TS): Conditional. Date/time when the event was planned.

Condition predicate:

- 520 • This field shall be populated in events “Pending Transfer” (A15) and “Cancel Pending Transfer” (A26), which are supported by transaction ITI-31.
- The update of a pending transfer uses message A08 and leaves this field empty. The update of the planned date/time of the transfer is only possible through the ZBE segment in message Z99, when using the option “Historic Movement Management” of transaction ITI-31.
- 525 • Other planned events of transaction ITI-31, such as “Pending Admit”, “Pending Discharge” and the cancels thereof, use a specific field of segment PV2 to give the date/time of the planned event. For consistency of use, IHE recommends that the content of the specific field of PV2 be also copied to EVN-3.

National extensions of this transaction may extend the condition above.

530 **EVN-6 Event Occurred (TS):** Conditional. This field contains the date/time that the event really occurred.

Condition predicate:

- This field shall not be populated in messages communicating pending events and their cancellations.
- 535 • In messages communicating effective events (inserts and updates), this field shall be populated with the real date/time of the notified event.
- In messages communicating cancellations, this field shall be populated with the date/time that was sent in the message that originally communicated the event being cancelled.

540 **EVN-7 Event Facility (HD):** Required if known to the sender. This field identifies the actual facility where the event occurred as distinct from the sending facility (MSH-4).

3.30.5.3 PID - Patient Identification segment

Standard Reference: HL7 Version 2.5, Chapter 3 (Section 3.4.2)

545 The PID segment is used by all applications as the primary means of communicating patient identification information. This segment contains permanent patient identifying and demographic information that, for the most part, is not likely to change frequently.

Table 3.30-3: PID - Patient Identification segment

SEQ	LEN	DT	Usage	Card.	TBL#	ITEM#	Element name
1	4	SI	O	[0..1]		00104	Set ID - PID
2	20	CX	X	[0..0]		00105	Patient ID
3	250	CX	R	[1..*]		00106	Patient Identifier List
4	20	CX	X	[0..0]		00107	Alternate Patient ID - PID
5	250	XP	R	[1..*]		00108	Patient Name
6	250	XP	O (Note 1)	[0..1]		00109	Mother’s Maiden Name

IHE IT Infrastructure Technical Framework, Volume 2b (ITI TF-2b): Transactions Part B

SEQ	LEN	DT	Usage	Card.	TBL#	ITEM#	Element name
7	26	TS	CE (Note 1)	[0..1]		00110	Date/Time of Birth
8	1	IS	CE (Note 1)	[1..1]	0001	00111	Administrative Sex
9	250	XPN	X	[0..1]		00112	Patient Alias
10	250	CE	O	[0..1]	0005	00113	Race
11	250	XAD	CE (Note 1)	[0..*]		00114	Patient Address
12	4	IS	X	[0..1]	0289	00115	County Code
13	250	XTN	O (Note 1)	[0..*]		00116	Phone Number - Home
14	250	XTN	O	[0..*]		00117	Phone Number - Business
15	250	CE	O	[0..1]	0296	00118	Primary Language
16	250	CE	O	[0..1]	0002	00119	Marital Status
17	250	CE	O	[0..1]	0006	00120	Religion
18	250	CX	C	[0..1]		00121	Patient Account Number
19	16	ST	X	[0..1]		00122	SSN Number - Patient
20	25	DLN	X	[0..1]		00123	Driver's License Number - Patient
21	250	CX	O	[0..*]		00124	Mother's Identifier
22	250	CE	O	[0..1]	0189	00125	Ethnic Group
23	250	ST	O	[0..1]		00126	Birth Place
24	1	ID	O (Note 1)	[0..1]	0136	00127	Multiple Birth Indicator
25	2	NM	O (Note 1)	[0..1]		00128	Birth Order
26	250	CE	O	[0..1]	0171	00129	Citizenship
27	250	CE	O	[0..1]	0172	00130	Veterans Military Status
28	250	CE	X	[0..0]	0212	00739	Nationality
29	26	TS	CE	[0..1]		00740	Patient Death Date and Time
30	1	ID	C	[0..1]	0136	00741	Patient Death Indicator
31	1	ID	CE	[0..1]	0136	01535	Identity Unknown Indicator
32	20	IS	CE	[0..*]	0445	01536	Identity Reliability Code
33	26	TS	CE (Note 1)	[0..1]		01537	Last Update Date/Time
34	241	HD	O (Note 1)	[0..1]		01538	Last Update Facility
35	250	CE	CE	[0..1]	0446	01539	Species Code
36	250	CE	C	[0..1]	0447	01540	Breed Code
37	80	ST	O	[0..1]		01541	Strain
38	250	CE	O	[0..2]		01542	Production Class Code
39	250	CWE	O	[0..*]		01840	Tribal Citizenship

Note 1: If the Pediatric Demographics Option is supported, this element in the table above shall be R2 for the Patient Identifier Cross-Reference Manager.

550

In accord with the HL7 Version 2.5 usage of this segment, fields PID-2 (Patient ID), PID-4 (Alternate Patient ID), PID-19 (SSN patient number) and PID-20 (Driver’s license number) are superseded by field PID-3, as shown below; field PID-28 (Nationality) is superseded by field PID-26 (Citizenship).

555 **PID-3 – Patient Identifier List (CX)**, required. This field contains a list of identifiers (one or more) used by the healthcare facility to uniquely identify a patient.

As shown in the constrained profile definition of data type CX at the end of this supplement, subfields CX-1 “ID number”, CX-4 “Assigning authority”, and CX-5 “Identifier Type Code” are required for each identifier.

560 This field may be populated with various identifiers assigned to the patient by various assigning authorities.

The authorized values for subfield CX-5 “Identifier Type Code” are given in HL7 Table 0203 (HL7 Version 2.5, Chapter 2A, Section 2A.14.5).

Values commonly used for Identifier Type Code in the context of PID-3 are as follows:

565	BC	Bank card number. Assigning authority is the bank.
	BR	Birth Certificate number. Assigning authority is the birth state or national government that issues the Birth Certificate.
	DL	Driver’s license number. Assigning authority is the state
	NH	National Health Plan Identifier. Assigning authority at the national level.
570	PE	Living Subject Enterprise Number. Assigning authority is the enterprise.
	PI	Patient Internal Identifier assigned by the healthcare organization.
	PPN	Passport number.
	PRC	Permanent Resident Card Number
	SS	Social Security Number.

575

PID-5 – Patient Name (XPN), required. This field contains one or more names for the patient. At least one name must be provided, with at least the first subfield “Family Name” valued. See the constrained profile definition of data type XPN.

PID-6 – Mother’s Maiden Name (XPN), conditional:

580 Condition predicate:

This field is required if known for the Pediatrics Demographic Option. It serves to help link records when other demographic data and search criteria are not exactly the same.

PID-7 – Date/Time of Birth (TS), conditional.

Condition predicate:

- 585
- This field is required if available (i.e., known to the sender) in the following messages: Creation of a new patient (A28 in ITI-30), inpatient admitted (A01 in ITI-31), registration of an outpatient (A04 in ITI-31), update patient demographics (A31 in ITI-30), update patient demographics in the context of an encounter (A08 in ITI-31).
 - In all other messages, it is optional.
- 590
- If the exact date of birth is not known, it can be truncated to the year of birth (e.g., 1954) or to the year and month of birth (e.g., 195411).

PID-8 – Administrative Sex (IS), conditional.

Condition predicate:

- 595
- This field is required if available in the following messages: Creation of a new patient (A28 in ITI-30), inpatient admitted (A01 in ITI-31), registration of an outpatient (A04 in ITI-31), update patient demographics (A31 in ITI-30).
 - In all other messages, it is optional.
 - The authorized values are these, taken from HL7 User-defined Table 0001:

600

User-defined Table 0001: Administrative Sex

Value	Description	Comment
F	Female	
M	Male	
O	Other	
U	Unknown	
A	Ambiguous	
N	Not applicable	

PID-10 – Race (CE), optional: The patient race is information of critical medical importance in practices such as imaging. Therefore this information shall be present if known, except where prohibited. For example, France prohibits inclusion of Patient Race.

605 **PID-11 – Patient Address (XAD)**, conditional:

Condition predicate:

- This field is required if available (if known to the sender) in the following messages: Creation of a new patient (A28 in ITI-30), inpatient admitted (A01 in ITI-31), registration of an outpatient (A04 in ITI-31), update patient demographics (A31 in ITI-30).
 - In all other messages, it is optional.
- 610

PID-13 – Home Phone Number (XTN), conditional.

Condition predicate:

This field is required if known for the Pediatrics Demographic Option. It serves to help locate records when other demographic data and search criteria are not exactly the same.

615 **PID-18 – Patient Account Number (CX):** Conditional.

HL7 Definition: This field contains the patient account number assigned by accounting to which all charges, payments, etc., are recorded. It is used to identify the patient’s account.

Relationship to encounter: A patient account can span more than one enterprise encounter.

620 Condition predicate: At least one of the fields PID-18 “Patient Account Number” or PV1-19 “Visit Number” shall be valued in the messages of transaction ITI-31 that use the PV1 segment. Additional requirements for the presence of value in these fields may be documented in national extensions of this transaction.

PID-24 – Multiple Birth Indicator (ID), conditional.

Condition predicate:

625 This field is required if known for the Pediatrics Demographic Option. It serves to help avoid linking records for twins, which are often nearly identical.

PID-25 – Birth Order (NM), conditional.

Condition predicate:

630 This field is required if known for the Pediatrics Demographic Option. It serves to help avoid linking records for twins, which are often nearly identical.

PID-29 – Patient Death Date and Time (TS), conditional:

Condition predicate:

- 635
- This field is required in the Patient Discharge message of transaction ITI-31, if the encounter is terminated by the patient’s death and the death date is known. It provides the date/time of the patient’s death.
 - In all other Patient Discharge messages, it shall not be populated.

PID-30 – Patient Death Indicator (ID), conditional:

Condition predicate:

- 640
- This field is required to be populated with value “Y” in the Patient Discharge message of transaction ITI-31 when the encounter is terminated by the patient’s death.
 - Otherwise it is optional.

PID-31 – Identity Unknown Indicator (ID), conditional:

Condition predicate:

- 645
- This field is required if available (i.e., known to the sender) in the following messages: Creation of a new patient (A28 in ITI-30), inpatient admitted (A01 in ITI-31), registration of an outpatient (A04 in ITI-31), update patient demographics (A31 in ITI-30), update patient demographics in the context of an encounter (A08 in ITI-31).

- In all other messages, it is optional.

The possible values are “Y”, and “N” which is the default.

650 The value “Y” means that the patient identity is unknown. In this case the field PID-3 shall contain one single patient identifier, which is a temporary identifier, and the field PID-32 will contain the value “AL” indicating that the patient name is an alias.

PID-32 – Identity Reliability Code (IS), conditional:

Condition predicate:

- 655
- This field is required if available (i.e., known to the sender) in the following messages: Creation of a new patient (A28 in ITI-30), inpatient admitted (A01 in ITI-31), registration of an outpatient (A04 in ITI-31), update patient demographics (A31 in ITI-30) , update patient demographics in the context of an encounter (A08 in ITI-31).
 - In all other messages, it is optional.

660 The field is repeatable. The possible values are taken from HL7 user-defined Table 0445:

User-defined Table 0445: Identity Reliability Code

Value	Description	Comment (added by IHE for this profile)
AL	Patient/Person Name is an Alias	Used in case of an unidentified patient (e.g., trauma case)

PID-33 – Last Update Date/Time (TS), conditional:

665 Condition predicate:

- This field is required if available (i.e., known to the sender) in the following messages: Creation of a new patient (A28 in ITI-30), inpatient admitted (A01 in ITI-31), registration of an outpatient (A04 in ITI-31), update patient demographics (A31 in ITI-30), update patient demographics in the context of an encounter (A08 in ITI-31).
- In the cases of messages A08 and A31, the content of this field is equal to the value in EVN-6-event occurred.

Note: This field is required if known for the Pediatrics Demographic Option. The condition predicate above satisfies this requirement. It serves to help avoid linking records for twins, which are often nearly identical. It is used in conjunction with PID-34.

675 **PID-34 – Last Update Facility (HD)**, conditional.

Condition predicate:

This field is required if known for the Pediatrics Demographic Option. It serves to help avoid linking records for twins, whose records are often nearly identical, when used in conjunction with PID-33.

680 **PID-35 – Species Code (CE)** and **PID-36 – Breed Code (CE)**, conditional:

Condition predicate:

- 685
- Required if known to the sender, when the patient is a non-human living subject, in the following messages: Creation of a new patient (A28 in ITI-30), inpatient admitted (A01 in ITI-31), registration of an outpatient (A04 in ITI-31), update patient demographics (A31 in ITI-30), update patient demographics in the context of an encounter (A08 in ITI-31).

3.30.5.4 PV1 - Patient Visit segment

Standard Reference: HL7 Version 2.5, Chapter 3 (Section 3.4.3)

690 The PV1 segment is used by Registration/Patient Administration applications to communicate information on an account or visit-specific basis.

Table 3.30-4: PV1 - Patient Visit segment

SEQ	LEN	DT	Usage	Card.	TBL#	ITEM#	ELEMENT NAME
1	4	SI	O	[0..1]		00131	Set ID - PV1
2	1	IS	R	[1..1]	0004	00132	Patient Class
3	80	PL	C	[0..1]		00133	Assigned Patient Location
4	2	IS	O	[0..1]	0007	00134	Admission Type
5	250	CX	O	[0..1]		00135	Preadmit Number
6	80	PL	C	[0..1]		00136	Prior Patient Location
7	250	XC N	O	[0..*]	0010	00137	Attending Doctor
8	250	XC N	O	[0..*]	0010	00138	Referring Doctor
9	250	XC N	X	[0..0]	0010	00139	Consulting Doctor
10	3	IS	O	[0..1]	0069	00140	Hospital Service
11	80	PL	C	[0..1]		00141	Temporary Location
12	2	IS	O	[0..1]	0087	00142	Preadmit Test Indicator
13	2	IS	O	[0..1]	0092	00143	Re-admission Indicator
14	6	IS	O	[0..1]	0023	00144	Admit Supplier
15	2	IS	O	[0..*]	0009	00145	Ambulatory Status
16	2	IS	O	[0..1]	0099	00146	VIP Indicator
17	250	XC N	O	[0..*]	0010	00147	Admitting Doctor
18	2	IS	O	[0..1]	0018	00148	Patient Type
19	250	CX	C	[0..1]		00149	Visit Number
20	50	FC	O	[0..*]	0064	00150	Financial Class
21	2	IS	O	[0..1]	0032	00151	Charge Price Indicator
22	2	IS	O	[0..1]	0045	00152	Courtesy Code
23	2	IS	O	[0..1]	0046	00153	Credit Rating
24	2	IS	O	[0..*]	0044	00154	Contract Code
25	8	DT	O	[0..*]		00155	Contract Effective Date
26	12	NM	O	[0..*]		00156	Contract Amount
27	3	NM	O	[0..*]		00157	Contract Period
28	2	IS	O	[0..1]	0073	00158	Interest Code
29	4	IS	O	[0..1]	0110	00159	Transfer to Bad Debt Code
30	8	DT	O	[0..1]		00160	Transfer to Bad Debt Date
31	10	IS	O	[0..1]	0021	00161	Bad Debt Agency Code
32	12	NM	O	[0..1]		00162	Bad Debt Transfer Amount
33	12	NM	O	[0..1]		00163	Bad Debt Recovery Amount
34	1	IS	O	[0..1]	0111	00164	Delete Account Indicator
35	8	DT	O	[0..1]		00165	Delete Account Date
36	3	IS	O	[0..1]	0112	00166	Discharge Disposition
37	47	DL	O	[0..1]	0113	00167	Discharged to Location

SEQ	LEN	DT	Usage	Card.	TBL#	ITEM#	ELEMENT NAME
		D					
38	250	CE	O	[0..1]	0114	00168	Diet Type
39	2	IS	O	[0..1]	0115	00169	Servicing Facility
40	1	IS	X	[0..1]	0116	00170	Bed Status
41	2	IS	O	[0..1]	0117	00171	Account Status
42	80	PL	C	[0..1]		00172	Pending Location
43	80	PL	O	[0..1]		00173	Prior Temporary Location
44	26	TS	RE	[0..1]		00174	Admit Date/Time
45	26	TS	RE	[0..1]		00175	Discharge Date/Time
46	12	NM	O	[0..1]		00176	Current Patient Balance
47	12	NM	O	[0..1]		00177	Total Charges
48	12	NM	O	[0..1]		00178	Total Adjustments
49	12	NM	O	[0..1]		00179	Total Payments
50	250	CX	O	[0..1]	0203	00180	Alternate Visit ID
51	1	IS	C	[0..1]	0326	01226	Visit Indicator
52	250	XC N	X	[0..*]	0010	01274	Other Healthcare Provider

General conditions of use:

- 695
- All messages of transaction ITI-30 that use this segment, actually use a pseudo-PV1, which is empty. The only field populated is PV1-2 "Patient Class" values "N" (Not Applicable).
 - The condition predicates described below only apply to the use of this segment in the context of transaction ITI-31.

700 **PV1-2 – Patient Class (IS)**, required:

Definition: This field is used by systems to categorize patients by site. It does not have a consistent industry-wide definition. It is subject to site-specific variations. Refer to *User-defined Table 0004 - Patient Class* for suggested values.

705

User-defined Table 0004: Patient Class

Value	Description	Comment
E	Emergency	
I	Inpatient	
O	Outpatient	
P	Preadmit	
R	Recurring patient	
B	Obstetrics	
C	Commercial Account	
N	Not Applicable	

Value	Description	Comment
U	Unknown	

National extensions of the PAM Profile may add further values to this table.

Messages of transaction ITI-31 may use any of the above values. The four first values (“E” Emergency, “I” Inpatient, “O” Outpatient, “P” Preadmit) are in common use in most countries.

710 **Conditions of use:**

- Transaction ITI-30 uses only the value “N” (Not Applicable) in all messages that contain the PV1 segment.
- In transaction ITI-31
 - Change to inpatient (A06) uses value I or another value representing an inpatient.

- 715
- Change to outpatient (A07) uses value O or another value representing an outpatient (i.e., not assigned to an inpatient bed).

PV1-3 – Assigned Patient Location (PL), conditional:

Condition predicate:

- This field is required in the Transfer (A02) and Cancel Transfer (A12) messages.
- 720
- In all other messages of transaction ITI-31, it is required if known to the sender.

PV1-6 – Prior Patient Location (PL), conditional:

Condition predicate:

- This field is required in the Transfer (A02)
- In all other messages of transaction ITI-31, it is optional.

- 725 **PV1-7 – Attending Doctor (XCN), optional.** It is recommended that when this field is populated, the segment PV1/PV2 be followed by a ROL segment containing the details on the role assumed by the attending doctor.

- 730 **PV1-8 – Referring Doctor (XCN), optional.** It is recommended that when this field is populated, the segment PV1/PV2 be followed by a ROL segment containing the details on the role assumed by the referring doctor.

PV1-9 – Consulting Doctor (XCN), not supported (deprecated by HL7). The consulting doctor(s) are entirely described in the appropriate ROL segments following the PV1/PV2.

PV1-11 – Temporary Location (PL), conditional:

- 735 Condition predicate: This field is used by the option “Temporary Patient Transfers Tracking” of transaction ITI-31 (messages A09, A10, A32, A33).

PV1-19 – Visit Number (CX), Conditional. This fields contains the unique identifier assigned to the encounter.

740 Condition predicate: At least one of the fields PID-18 “Patient Account Number” or PV1-19
 “Visit Number” shall be valued in the messages of transaction ITI-31 that use the PV1 segment.
 Additional requirements for the presence of values in these fields may be documented in national
 extensions of this transaction.

PV1-42 – Pending Location (PL), conditional.

Condition predicate:

- 745 • This field is required in the Pending Transfer (A15) and Cancel Pending Transfer (A26) messages.
- In all other messages of transaction ITI-31, it is optional.

PV1-44 – Admit Date / Time (TS), required if available. This field contains the date/time of the beginning of the encounter.

750 **PV1-45 – Discharge Date / Time (TS),** required if available. This field contains the date/time of the discharge (end of the encounter).

PV1-51 – Visit Indicator (IS), Conditional.

755 This field specifies the level on which data are being sent. It is the indicator used to send data at two levels, visit and account. HL7 recommends sending an ‘A’ or no value when the data in the message are at the account level, or ‘V’ to indicate that the data sent in the message are at the visit level.

Condition predicate: This field SHALL be valued with value “V” if the field PV1-19 “Visit Number” is present. The field MAY be omitted otherwise.

3.30.5.5 MRG – Merge segment

Standard Reference: HL7 Version 2.5, Chapter 3 (Section 3.4.9)

760 This segment contains the supplier patient identifiers list to be merged.

Table 3.30-5: MRG - Merge segment

SEQ	LEN	DT	Usage	Card.	TBL#	ITEM#	Element name
1	250	CX	R	[1..*]		00211	Prior Patient Identifier List
2	250	CX	X	[0..0]		00212	Prior Alternate Patient ID
3	250	CX	O	[0..1]		00213	Prior Patient Account Number
4	250	CX	X	[0..0]		00214	Prior Patient ID
5	250	CX	X	[0..0]		01279	Prior Visit Number
6	250	CX	X	[0..0]		01280	Prior Alternate Visit ID
7	250	XPN	O	[0..*]		01281	Prior Patient Name

Each of the patient identifiers appearing in the MRG-1 is to be merged with a target patient identifier of the same type in the PID-3.

765 The type of identifier is a code given by the 5th component of the CX data type. See the commonly used identifier types in the description of the PID segment above. See also the definition of data type CX in the “Common Data Types” section.

3.30.5.6 ROL – Role segment

Standard Reference: HL7 Version 2.5, Chapter 15 (Section 15.4.7)

770 The ROL segment communicates information on persons related to the patient.

Table 3.30-6: ROL Segment

SEQ	LEN	DT	Usage	Card.	TBL #	ITEM #	ELEMENT NAME
1	60	EI	C	[0..1]		01206	Role Instance ID
2	2	ID	R	[1..1]	0287	00816	Action Code
3	250	CE	R	[1..1]	0443	01197	Role-ROL
4	250	XCN	R	[1..*]		01198	Role Person
5	26	TS	O	[0..1]		01199	Role Begin Date/Time
6	26	TS	O	[0..1]		01200	Role End Date/Time
7	250	CE	O	[0..1]		01201	Role Duration
8	250	CE	O	[0..1]		01205	Role Action Reason
9	250	CE	O	[0..*]		01510	Provider Type
10	250	CE	O	[0..1]	0406	01461	Organization Unit Type
11	250	XAD	O	[0..*]		00679	Office/Home Address/Birthplace
12	250	XTN	O	[0..*]		00678	Phone

775 **ROL-1 – Role Instance ID (EI)**, optional. This field is in fact optional in the context of ADT messages.

ROL-2 – Action Code (ID), required

ROL-3 – Role-ROL (CE), required. This field defines the functional involvement of the person. Values are given in *User-defined Table 0443*:

780 **User-defined Table 0443: Provider role**

Value	Description	Used with
AD	Admitting	PV1-17 Admitting doctor
AT	Attending	PV1-7 Attending doctor
CP	Consulting Provider	
FHCP	Family Health Care Professional	
PP	Primary Care Provider	
RP	Referring Provider	PV1-8 Referring doctor

Value	Description	Used with
RT	Referred to Provider	

ROL-4 – Role Person (XCN), required. Identification of the person playing the role.

3.30.5.7 OBX – Observation/Result segment

Standard Reference: HL7 Version 2.5, Chapter 7 (Section 7.4.2)

785 In transactions ITI-30 and ITI-31, the OBX segment is primarily used to convey patient height and patient weight. For this reason, this segment is described in this section, although it always appears as optional in transactions ITI-30 and ITI-31.

Table 3.30-7: OBX Segment

SEQ	LEN	DT	Usage	Card.	TBL#	ITEM#	Element name
1	4	SI	O	[0..1]		00569	Set ID – OBX
2	2	ID	C	[1..1]	0125	00570	Value Type
3	250	CE	R	[1..1]		00571	Observation Identifier
4	20	ST	C	[0..1]		00572	Observation Sub-ID
5	99999	Varies	C	[1..1]		00573	Observation Value
6	250	CE	O	[0..1]		00574	Units
7	60	ST	O	[0..1]		00575	References Range
8	5	IS	O	[0..1]	0078	00576	Abnormal Flags
9	5	NM	O	[0..1]		00577	Probability
10	2	ID	O	[0..1]	0080	00578	Nature of Abnormal Test
11	1	ID	R	[0..1]	0085	00579	Observation Result Status
12	26	TS	O	[0..1]		00580	Effective Date of Reference Range
13	20	ST	O	[0..1]		00581	User Defined Access Checks
14	26	TS	O	[0..1]		00582	Date/Time of the Observation
15	250	CE	O	[0..1]		00583	Producer's ID
16	250	XCN	O	[0..1]		00584	Responsible Observer
17	250	CE	O	[0..1]		00936	Observation Method
18	22	EI	O	[0..1]		01479	Equipment Instance Identifier
19	26	TS	O	[0..1]		01480	Date/Time of the Analysis

790

OBX-2 Value Type (ID), conditional.

This field contains the type of observation.

Example: “NM” for a numeric observation such as patient weight or patient height.

795 Condition predicate: This field SHALL be valued if OBX-5 “Observation Value” is present. It MAY be valued otherwise.

OBX-3 Observation Identifier (CE), required

800 The usage of LOINC® vocabulary is strongly recommended. Details of this free vocabulary can be found at <http://www.loinc.org>. The first and third sub-fields, “Identifier” and “Name of Coding System” are required in all transactions. The value of the “Name of Coding System” in the case of LOINC is “LN”.

Example of the code used with the patient weight: 3142-7^BODY WEIGHT (STATED)^LN

OBX-4 Observation Sub-ID (CE), conditional

805 This field is used to distinguish between multiple OBX segments with the same observation ID. Condition predicate: When field OBX-3 “Observation Identifier” has an identical value in two or more OBX segments of the message, field OBX-4 “Observation Sub-ID” SHALL be populated with a distinct value in each of these OBX segments.

OBX-5 Observation Value (Varies), conditional.

810 This field contains the value of the observation itself. Condition predicate: This field SHALL be valued if OBX-11 “Observation Result Status” has another value than “X”, “D”, “N” or “I” and if OBX-8 “Abnormal Flags” is empty. In all other cases this field MAY be valued.

OBX-11 Observation Result Status (ID), required.

815 This field contains the status of the results. In messages of transactions ITI-30 and ITI-31, this status is most commonly “F” (Final).

Example of use of the OBX segment to carry the patient weight and height:

```
OBX|1|NM|3142-7^BODY WEIGHT (STATED)^LN||62|kg||||F
OBX|2|NM|8303-0^BODY HEIGHT^LN||1.70|m||||F
```

3.30.5.8 AL1 – Patient Allergy Information segment

Standard Reference: HL7 Version 2.5, Chapter 3, Section 3.4.6

820 In transactions ITI-30 and ITI-31, the AL1 segment is used to inform the receiver of patient allergies. For this reason, this segment is described in this section, although it always appears as optional in transactions ITI-30 and ITI-31.

Table 3.30-8: AL1 Segment

SEQ	LEN	DT	Usage	Card.	TBL#	ITEM#	Element name
1	4	SI	R	[1..1]		00203	Set ID – AL1
2	250	CE	O	[0..1]	0127	00204	Allergen Type Code
3	250	CE	R	[1..1]		00205	Allergen Code/Mnemonic/Description
4	250	CE	O	[0..1]	0128	00206	Allergen Severity Code
5	15	ST	O	[0..*]		00207	Allergen Reaction Code
6	8	DT	X	[0..0]		00208	Identification Date

825

One or more AL1 segments may appear in the messages of transactions ITI-30 and ITI-31 if any allergies have been identified for the patient at time of registration.

3.30.6 Interactions

830 All messages of this transaction shall be acknowledged by the ACK message as stated in ITI TF-2x: Appendix C. For better readability, the acknowledgement messages are not shown on the interaction diagrams of this transaction.

3.30.6.1 Interaction diagram

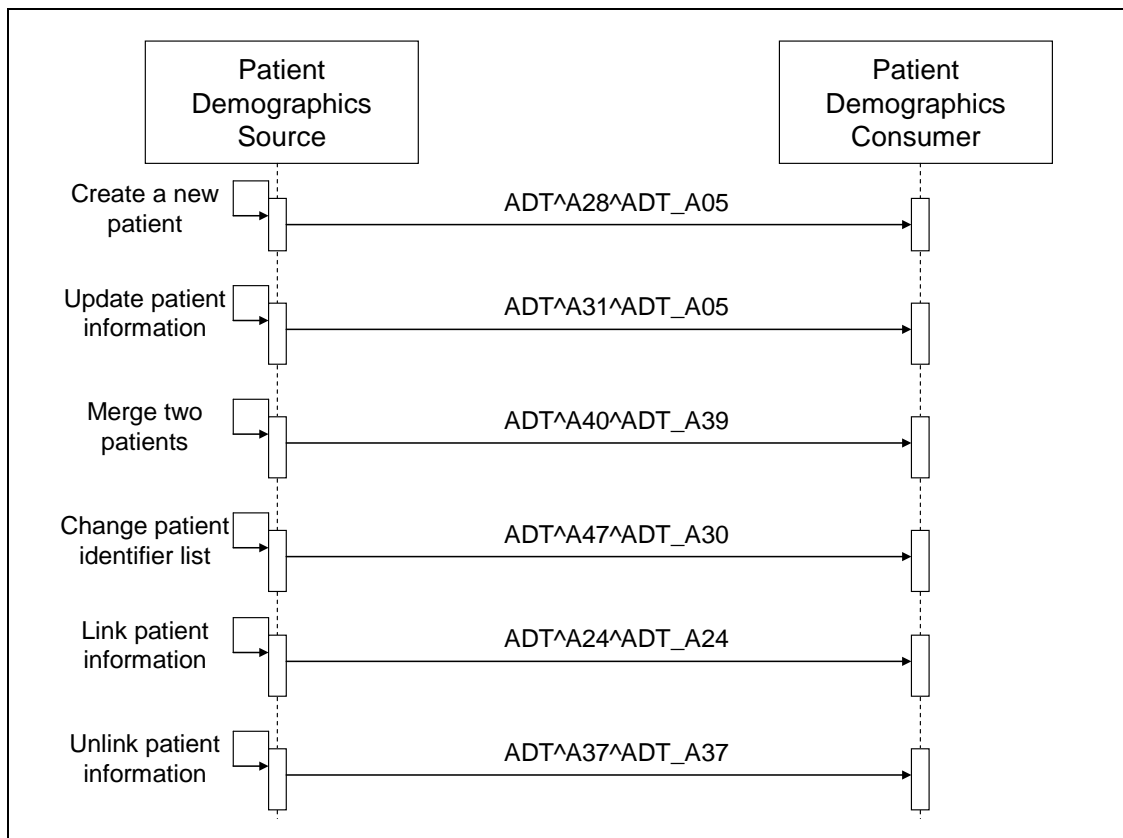


Figure 3.30-1: Interactions of Transaction ITI-30

835

3.30.6.2 Create New Patient - ADT^A28^ADT_A05

3.30.6.2.1 Trigger Event

This message is sent by a Patient Demographics Supplier to a Patient Demographics Consumer to communicate the demographics of a new patient, as well as related information.

840 MSH-9 is valued ADT^A28^ADT_A05.

3.30.6.2.2 Message Static Definition

Table 3.30-9: Static definition of ADT^A28^ADT_A05

Segment	Meaning	Usage	Card.	HL7 chapter
MSH	Message Header	R	[1..1]	2
SFT	Software Segment	O	[0..*]	2
EVN	Event Type	R	[1..1]	2
PID	Patient Identification	R	[1..1]	3
PD1	Additional Demographics	O	[0..1]	3
ROL	Role	O	[0..*]	15
NK1	Next of Kin / Associated Parties	O	[0..*]	3
PV1	Patient Visit	R	[1..1]	3
PV2	Patient Visit – Additional Info	X	[0..0]	3
ROL	Role	X	[0..0]	15
DB1	Disability Information	O	[0..*]	3
OBX	Observation/Result	O	[0..*]	7
AL1	Allergy Information	O	[0..*]	3
DG1	Diagnosis Information	O	[0..*]	6
DRG	Diagnosis Related Group	O	[0..1]	6
---	--- PROCEDURE begin	O	[0..*]	
PR1	Procedures	R	[1..1]	6
ROL	Role	O	[0..*]	15
---	--- PROCEDURE end			
GT1	Guarantor	O	[0..*]	6
---	--- INSURANCE begin	O	[0..*]	
IN1	Insurance	R	[1..1]	6
IN2	Insurance Additional Info.	O	[0..1]	6
IN3	Insurance Additional Info - Cert.	O	[0..1]	6
ROL	Role	O	[0..*]	15
---	--- INSURANCE end			
ACC	Accident Information	O	[0..1]	6
UB1	Universal Bill Information	O	[0..1]	6
UB2	Universal Bill 92 Information	O	[0..1]	6

3.30.6.2.3 Comments on segment usage

845 The ROL segment following the PID/PD1 segments is used to communicate “person level” providers having an ongoing relationship with the patient, such as “family health care provider” and “primary care provider”.

850 The PV1 segment in this message is required in the HL7 message structure, but it is a pseudo PV1 carrying the only required field PV1-2 “Patient Class” with the value “N” meaning “Not applicable”. This message does not convey any visit information.

The PV2 segment is not supported here, for the same reason.

The ROL segment following the PV1/PV2 segments is not supported here, for the same reason.

One or more OBX segments may be present to carry “permanent observations” such as the patient weight or height.

- 855 The ROL segment following the IN1/IN2/IN3 segments serves to communicate providers related to a specific insurance carrier.

3.30.6.2.4 Expected actions

The receiver shall add this new patient to its database, and shall report the result of this operation (success / error) in an acknowledgment message returned to the sender.

860 3.30.6.3 Update patient information - ADT^A31^ADT_A05

3.30.6.3.1 Trigger Event

This message is sent by a Patient Demographics Supplier to a Patient Demographics Consumer to update the demographics of an existing patient.

MSH-9 is valued **ADT^A31^ADT_A05**.

865 3.30.6.3.2 Message Static Definition

Table 3.30-10: Static definition of ADT^A31^ADT_A05

Segment	Meaning	Usage	Card.	HL7 chapter
MSH	Message Header	R	[1..1]	2
SFT	Software Segment	O	[0..*]	2
EVN	Event Type	R	[1..1]	2
PID	Patient Identification	R	[1..1]	3
PD1	Additional Demographics	O	[0..1]	3
ROL	Role	O	[0..*]	15
NK1	Next of Kin / Associated Parties	O	[0..*]	3
PV1	Patient Visit	R	[1..1]	3
PV2	Patient Visit – Additional Info	X	[0..0]	3
ROL	Role	O	[0..*]	15
DB1	Disability Information	O	[0..*]	3
OBX	Observation/Result	O	[0..*]	7
AL1	Allergy Information	O	[0..*]	3
DG1	Diagnosis Information	O	[0..*]	6
DRG	Diagnosis Related Group	O	[0..1]	6
---	--- PROCEDURE begin	O	[0..*]	
PR1	Procedures	R	[1..1]	6
ROL	Role	O	[0..*]	15

Segment	Meaning	Usage	Card.	HL7 chapter
---	--- PROCEDURE end			
GT1	Guarantor	O	[0..*]	6
---	--- INSURANCE begin	O	[0..*]	
IN1	Insurance	R	[1..1]	6
IN2	Insurance Additional Info.	O	[0..1]	6
IN3	Insurance Additional Info - Cert.	O	[0..1]	6
ROL	Role	O	[0..*]	15
---	--- INSURANCE end			
ACC	Accident Information	O	[0..1]	6
UB1	Universal Bill Information	O	[0..1]	6
UB2	Universal Bill 92 Information	O	[0..1]	6

3.30.6.3.3 Comments on segment usage

870 To accommodate the situation in which the receiver does not know the patient, this message is populated with complete up-to-date demographics for the patient.

The ROL segment following the PID/PD1 segments is used to communicate “person level” providers having an ongoing relationship with the patient, such as “family health care provider” and “primary care provider”.

875 The PV1 segment in this message is required in the HL7 message structure, but it is a pseudo PV1 carrying the only required field PV1-2 “Patient Class” with the value “N” meaning “Not applicable”. This message does not convey any visit information.

The PV2 segment is not supported here, for the same reason.

The ROL segment following the PV1/PV2 segments is not supported here, for the same reason.

880 One or more OBX segments may be present to carry “permanent observations” such as the patient weight or height.

The ROL segment following the IN1/IN2/IN3 segments serves to communicate providers related to a specific insurance carrier.

3.30.6.3.4 Expected actions

885 The receiver shall update the patient record in its database, and shall report the result of this operation (success / error) in an acknowledgment message returned to the sender. If the receiver did not previously have a record for this patient, it shall insert this patient into its database.

3.30.6.4 Merge two patients - ADT^A40^ADT_A39

This message is to be supported with the “Merge” Option of Transaction ITI-30.

3.30.6.4.1 Trigger Event

890 The Patient Demographics Supplier notifies to a Patient Demographics Consumer, the merge of records for a patient that was incorrectly filed under two different identifiers. This message is

only used to merge two patient identifiers of the same type, or two lists of patient identifiers. It is not used to update other patient demographics information. The A31 trigger event should be used for this purpose.

895 MSH-9 is valued **ADT^A40^ADT_A39**.

3.30.6.4.2 Message Static Definition

Table 3.30-11: Static definition of ADT^A40^ADT_A39

Segment	Meaning	Usage	Card.	HL7 chapter
MSH	Message Header	R	[1..1]	2
SFT	Software Segment	O	[0..*]	2
EVN	Event Type	R	[1..1]	2
---	--- PATIENT begin	R	[1..1]	
PID	Patient Identification	R	[1..1]	3
PD1	Additional Demographics	O	[0..1]	3
MRG	Merge Information	R	[1..1]	3
PV1	Patient Visit	X	[0..0]	3

3.30.6.4.3 Comments on segment usage

900 This transaction makes unrepeatable the PATIENT segment group: The message can communicate only one merge operation for one patient.

The “incorrect supplier identifier” identified in the MRG segment (*MRG-1 - Prior Patient Identifier List*) is to be merged with the required “correct target identifier” of the same “identifier type code” component identified in the PID segment (*PID-3 - Patient Identifier List*). The

905 “incorrect supplier identifier” would then logically never be referenced in future transactions.

The PV1 segment is not supported by IHE in this message.

3.30.6.4.4 Expected actions

The receiver shall merge the two patients in its database, and shall report the result of this operation (success / error) in an acknowledgment message returned to the sender.

910 If the receiver does not recognize the target patient identifiers, it shall perform a Change Patient Identifier List instead of a Merge. This situation is not an error.

If the receiver does not recognize the supplier patient identifiers to be merged, it shall take no action. This situation is not an error.

915 If the receiver does not support the Merge Option of this transaction, it shall application-reject the message (see ITI TF-2x: C.2.3).

3.30.6.5 Change Patient Identifier List - ADT^A47^ADT_A30

3.30.6.5.1 Trigger Event

920 The Patient Demographics Supplier notifies the change of a patient identifier list for a patient. That is, a single *PID-3-patient identifier list value* has been found to be incorrect and has been changed.

This message is not used to update other patient demographics information. The A31 trigger event should be used for this purpose.

MSH-9 is valued **ADT^A47^ADT_A30**.

3.30.6.5.2 Message Static Definition

925

Table 3.30-12: Static definition of ADT^A47^ADT_A30

Segment	Meaning	Usage	Card.	HL7 chapter
MSH	Message Header	R	[1..1]	2
SFT	Software Segment	O	[0..*]	2
EVN	Event Type	R	[1..1]	2
---	--- PATIENT begin	R	[1..1]	
PID	Patient Identification	R	[1..1]	3
PD1	Additional Demographics	O	[0..1]	3
MRG	Merge Information	R	[1..1]	3

3.30.6.5.3 Comments on segment usage

930 The “incorrect supplier identifier” value is stored in the MRG segment (*MRG-1-Prior Patient Identifier List*) and is to be changed to the “correct target patient ID” value stored in the PID segment (*PID-3-Patient Identifier List*).

3.30.6.5.4 Expected actions

The receiver shall correct the identifier in its database, and shall report the result of this operation (success / error) in an acknowledgment message returned to the sender.

935 If the receiver already associates the target patient identifiers with another patient in its database, this is an error condition: A merge (A40) should have been sent instead of a change.

If the receiver does not recognize the supplier patient identifiers to be merged, no further action is required and no error condition exists.

3.30.6.6 Link Patient Information List - ADT^A24^ADT_A24

This message is to be supported with the “Link/Unlink” Option of Transaction ITI-30.

940 **3.30.6.6.1 Trigger Event**

The Patient Demographics Supplier notifies the link of one patient identifier list (the first PID segment) to another one (the second PID segment). Linking two or more patients does not require the actual merging of patient information; following a link event, the affected patient data records should remain distinct.

945 This message is not used to update other patient demographics information. The A31 trigger event should be used for that purpose.

MSH-9 is valued to **ADT^A24^ADT_A24**.

3.30.6.6.2 Message Static Definition950 **Table 3.30-13: Static definition of ADT^A24^ADT_A24**

Segment	Meaning	Usage	Card.	HL7 chapter
MSH	Message Header	R	[1..1]	2
SFT	Software Segment	O	[0..*]	2
EVN	Event Type	R	[1..1]	2
PID	Patient Identification	R	[1..1]	3
PD1	Additional Demographics	X	[0..1]	3
PV1	Patient Visit	X	[0..1]	3
DB1	Disability Information	X	[0..1]	3
PID	Patient Identification	R	[1..1]	3
PD1	Additional Demographics	X	[0..1]	3
PV1	Patient Visit	X	[0..1]	3
DB1	Disability Information	X	[0..1]	3

3.30.6.6.3 Comments on segment usage

The patient identifier list stored in the first PID segment (*PID-3–Patient Identifier List*) is to be linked with the patient identifier list stored in the second PID segment (*PID-3–Patient Identifier List*).

955 Transaction ITI-30 restricts the use of this message to only the purpose of linking two patient identifier lists. This is why segments PD1, PV1 and DB1 are not supported in this message.

3.30.6.6.4 Expected actions

960 The receiver links the identifier lists in its database, and reports the result of this operation (success / error) in an acknowledgment message returned to the sender. In case of success, each patient record persists with all its associated information (encounter, clinical, care, insurance, next of kin, etc.).

In case the receiver did not recognize one or both of the patient identifier lists, the linking is still performed (the receiver will record the link without creating any missing patient record) and no error condition exists.

965 If the receiver does not support the Link/Unlink Option of this transaction, it shall application-reject the message (see ITI TF-2x: C.2.3).

3.30.6.7 Unlink Patient Information List - ADT^A37^ADT_A37

3.30.6.7.1 Trigger Event

970 The Patient Demographics Supplier notifies the receiving system of the unlinking of one patient identifier list (the first PID segment) from another one (the second PID segment).

MSH-9 is valued ADT^A37^ADT_A37.

3.30.6.7.2 Message Static Definition

Table 3.30-14: Static definition of ADT^A37^ADT_A37

Segment	Meaning	Usage	Card.	HL7 chapter
MSH	Message Header	R	[1..1]	2
SFT	Software Segment	O	[0..*]	2
EVN	Event Type	R	[1..1]	2
PID	Patient Identification	R	[1..1]	3
PD1	Additional Demographics	X	[0..1]	3
PV1	Patient Visit	X	[0..1]	3
DB1	Disability Information	X	[0..1]	3
PID	Patient Identification	R	[1..1]	3
PD1	Additional Demographics	X	[0..1]	3
PV1	Patient Visit	X	[0..1]	3
DB1	Disability Information	X	[0..1]	3

975 3.30.6.7.3 Comments on segment usage

The patient identifier lists stored in the two PID segments (*PID-3–Patient Identifier List*) are to be unlinked.

Transaction ITI-30 restricts the use of this message to only the purpose of unlinking two patient identifier lists. This is why segments PD1, PV1 and DB1 are not supported in this message.

980 3.30.6.7.4 Expected actions

The receiver unlinks the identifier lists in its database, and reports the result of this operation (success / error) in an acknowledgment message returned to the sender.

In case of success the two patient records are unlinked, each of them keeping its own related information (encounter, clinical, next of kin, insurance...).

985 In case the receiver did not recognize the link between these two patient identifier lists, no action is performed and no error condition exists.

If the receiver does not support the Link/Unlink Option of this transaction, it shall application-reject the message (see ITI TF-2x: C.2.3).

990 **3.31 Patient Encounter Management**

This section corresponds to Transaction ITI-31 “Patient Encounter Management” of the IHE IT Infrastructure Technical Framework. Transaction ITI-31 is used by the actors Patient Encounter Supplier and Patient Encounter Consumer.

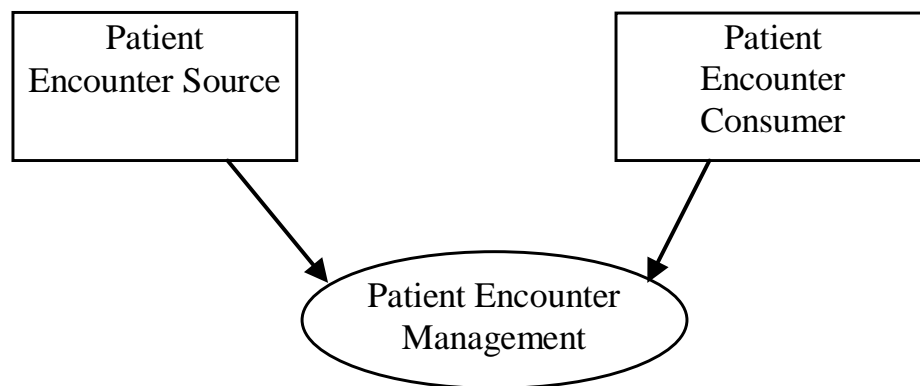
3.31.1 Scope

995 This transaction enables systems to share encounter information within acute care settings for both inpatients (i.e., those who are assigned an inpatient bed at the facility) and outpatients (i.e., those who are not assigned an inpatient bed at the facility).

The transaction carries events for creating, updating, and canceling patient encounters as well as the movements that take place within these encounters.

1000 The capabilities of this transaction are organized into several optional subsets to address a wide range of needs from the simplest one that only shares the basic encounter information to the most sophisticated one that tracks all patient temporary moves in the healthcare facility.

3.31.2 Use Case Roles



1005 **Actor:** Patient Encounter Supplier

Role: Sends inserts, cancels and updates of patient encounters and movements.

Actor: Patient Encounter Consumer

Role: Receives patient encounters and movement messages, and takes the appropriate actions.

3.31.3 Referenced Standards

1010 HL7 2.5 Chapters 2, 3, 6, 15

3.31.4 Definition of the concept “Movement”

As stated in Volume 1, a “Movement” is any change of the situation of the patient (location, patient class, attending doctor, etc.) in the context of the encounter.

1015 The concept of “Movement” is a superset of the concept of “Transfer”. Like a transfer, a movement is an event that can be planned (pending) and executed (effective). Errors detected in

the recording of these pending and effective events can later be corrected through cancellations or updates, which are distinct events. Three actions are associated with Movements:

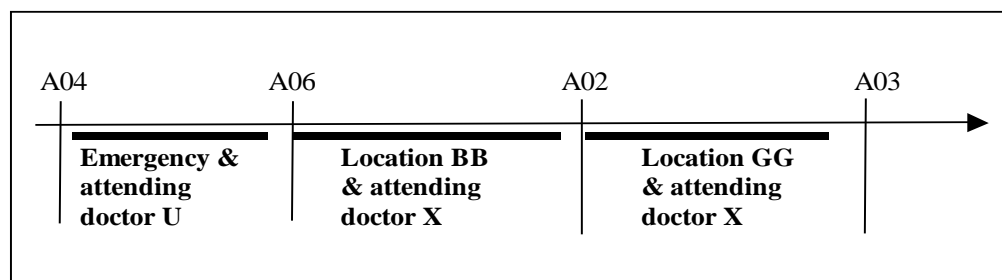
- **Insert:** This action is the first recording of the Movement.
- 1020 • **Update:** This action corrects some attributes of a Movement formerly inserted. This action is possible only with the option “Historic Movement Management” of transaction ITI-30.
- **Cancel:** This action cancels a Movement that was erroneously recorded, and requests the receiver to delete this Movement from its database. Only the current Movement can be cancelled.

1025 In some acute care settings, both the billing process and care provision process require precise knowledge of the movements of the inpatient during his or her stay in the hospital. Applications acting as Patient Encounter Supplier or Patient Encounter Consumer, divide the period of the encounter into “sub-encounters” delimited by the Movements. Each of these “sub-encounters” provides a specific context to record and invoice the acts produced within this period. However, 1030 if applications on both ends manage sub-encounters, which are periods of time, the messages of transaction ITI-31 communicate Movements as events. Hence, applications manage periods of time, but the messages carry the discrete events that delimit these periods of time.

Illustration:

1. Patient received at Emergency room by attending doctor U. (A04 / patient class E).
- 1035 2. Doctor U admits the patient (A06 / patient class = I), into location BB, referring him to attending Doctor X.
3. The patient is moved to location GG (A02Transfer), keeping X for attending doctor.
4. The patient is healed and leaves the hospital (A03: Discharge).

1040 These 4 real world events are expressed with 5 trigger events / messages, two of which occur at the same time (step 2). Here the encounter will be divided into 3 sub-encounters:



3.31.5 Message sets and options

1045 All messages of this transaction shall be acknowledged by the ACK message as described in ITI TF-2x: Appendix C. For better readability, the acknowledgement messages are not shown on the interaction diagrams of this transaction.

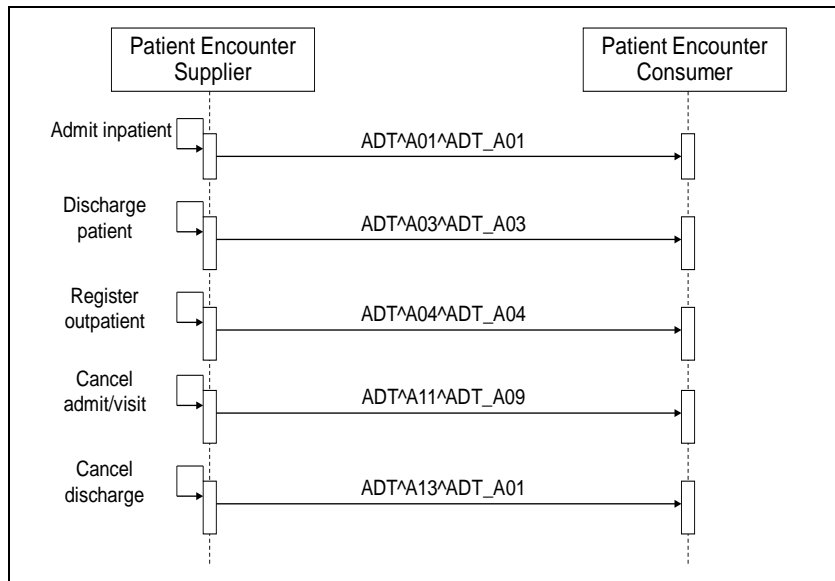
3.31.5.1 Basic Subset

Table 3.31-1: Message Basic Subset for transaction ITI-31

Category of event	Trigger / Action			
	insert		cancel	
Admit inpatient	A01	ADT^A01^ADT_A01	A11	ADT^A11^ADT_A09
Register outpatient	A04	ADT^A04^ADT_A01		
Discharge patient	A03	ADT^A03^ADT_A03	A13	ADT^A13^ADT_A01

1050

The Basic Subset of transaction ITI-31 is composed of the above events and related messages. A system implementing either Patient Encounter Supplier or Patient Encounter Consumer, shall support these 5 trigger events and messages.



1055

Figure 3.31-1: Interaction Diagram for the Basic Subset

3.31.5.2 Inpatient/Outpatient Encounter Management Option

This option adds support for management of patient class (Outpatient, Emergency, Inpatient, Pre-admitted, etc.) and of patient location (point of care, room, bed, etc.).

1060

The following is the required message set to support the “Inpatient/Outpatient Encounter Management” Option:

Table 3.31-2: Message Subset for Inpatient/outpatient Encounter Management Option

Category of event	Trigger / Action	
	insert	cancel

Category of event	Trigger / Action			
	insert		cancel	
Admit inpatient	A01	ADT^A01^ADT_A01	A11	ADT^A11^ADT_A09
Register outpatient	A04	ADT^A04^ADT_A01		
Discharge patient	A03	ADT^A03^ADT_A03	A13	ADT^A13^ADT_A01
Pre-admit patient	A05	ADT^A05^ADT_A05	A38	ADT^A38^ADT_A38
Change patient class to inpatient	A06	ADT^A06^ADT_A06		
Change patient class to outpatient	A07	ADT^A07^ADT_A06		
Transfer patient	A02	ADT^A02^ADT_A02	A12	ADT^A12^ADT_A12

1065 A system implementing this option shall support these 11 trigger events and messages. Figure 3.31-2 depicts the messages added by this option to the basic subset.

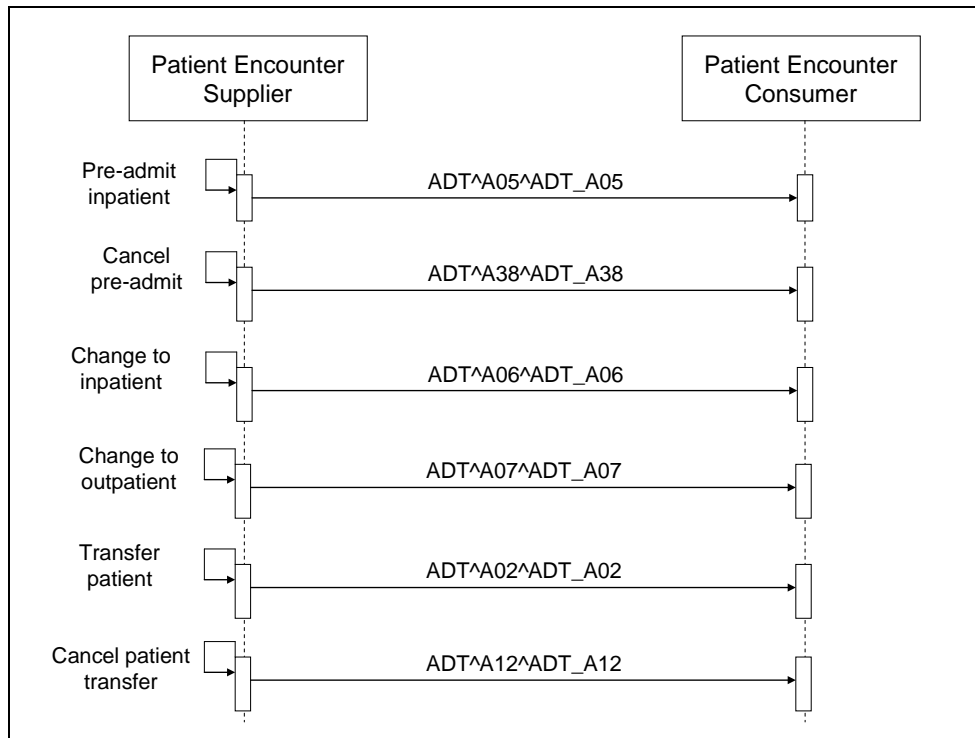


Figure 3.31-2: Additional Interactions for “Inpatient/Outpatient Encounter Management” Option

1070 **3.31.5.3 Pending Event Management Option**

This option adds support for management of pending events. This option also requires the “Inpatient/Outpatient Encounter Management” Option.

The following is the required message set to support the “Pending Event Management” Option:

1075

Table 3.31-3: Message Subset for Pending Event Management Option

Category of event	Trigger / Action			
	insert		cancel	
Admit inpatient	A01	ADT^A01^ADT_A01	A11	ADT^A11^ADT_A09
Register outpatient	A04	ADT^A04^ADT_A01		
Discharge patient	A03	ADT^A03^ADT_A03	A13	ADT^A13^ADT_A01
Pre-admit patient	A05	ADT^A05^ADT_A05	A38	ADT^A38^ADT_A38
Change patient class to inpatient	A06	ADT^A06^ADT_A06		
Change patient class to outpatient	A07	ADT^A07^ADT_A06		
Transfer patient	A02	ADT^A02^ADT_A02	A12	ADT^A12^ADT_A12
Pending admit	A14	ADT^A14^ADT_A05	A27	ADT^A27^ADT_A21
Pending transfer	A15	ADT^A15^ADT_A15	A26	ADT^A26^ADT_A21
Pending discharge	A16	ADT^A16^ADT_A16	A25	ADT^A25^ADT_A21

A system implementing this option shall support these 17 trigger events and messages.

Figure 3.31-3 below depicts the messages added by this option to the basic subset and the Inpatient/Outpatient Encounter Management Option.

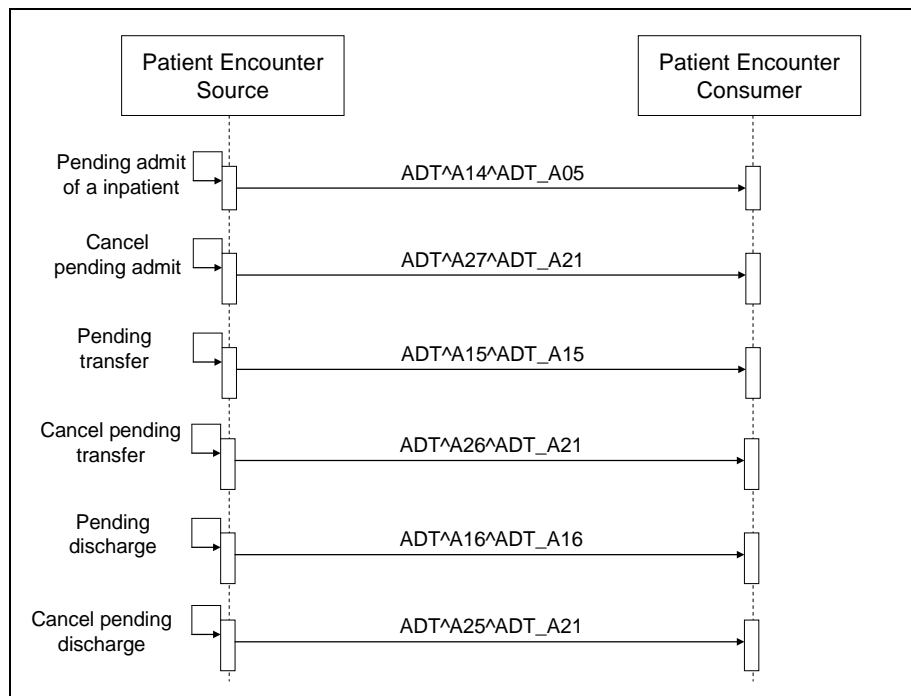


Figure 3.31-3: Additional Interactions for “Pending Event Management” Option

1080

3.31.5.4 Advanced Encounter Management Option

1085

This option provides support to manage changes of attending doctor, leaves of absence, and accounts.

The following is the required message set to support the “Advanced Encounter Management” Option:

Table 3.31-4: Message Subset for Advanced Encounter Management Option

Category of event	Trigger / Action			
	insert		cancel	
Admit inpatient	A01	ADT^A01^ADT_A01	A11	ADT^A11^ADT_A09
Register outpatient	A04	ADT^A04^ADT_A01		
Discharge patient	A03	ADT^A03^ADT_A03	A13	ADT^A13^ADT_A01
Change attending doctor	A54	ADT^A54^ADT_A54	A55	ADT^A55^ADT_A52
Leave of absence	A21	ADT^A21^ADT_A21	A52	ADT^A52^ADT_A52
Return from leave of absence	A22	ADT^A22^ADT_A21	A53	ADT^A53^ADT_A52
Move account information	A44	ADT^A44^ADT_A43		

1090

A system implementing this option shall support these 12 trigger events and messages.

Figure 3.31-4 below depicts the messages added by this option to the basic subset.

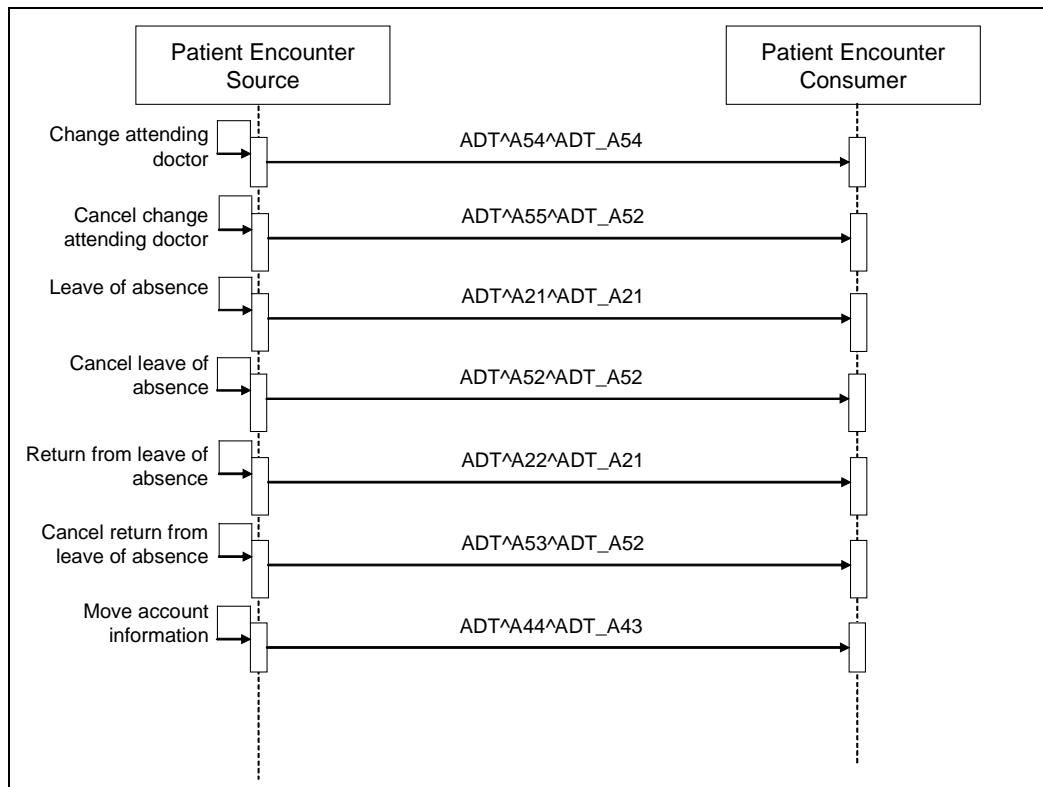


Figure 3.31-4: Additional Interactions for “Advanced Encounter Management” Option

3.31.5.5 Temporary Patient Transfers Tracking Option

1095 This option tracks patient moves to and from temporary locations such as radiotherapy, scanner, EKG, and dialysis.

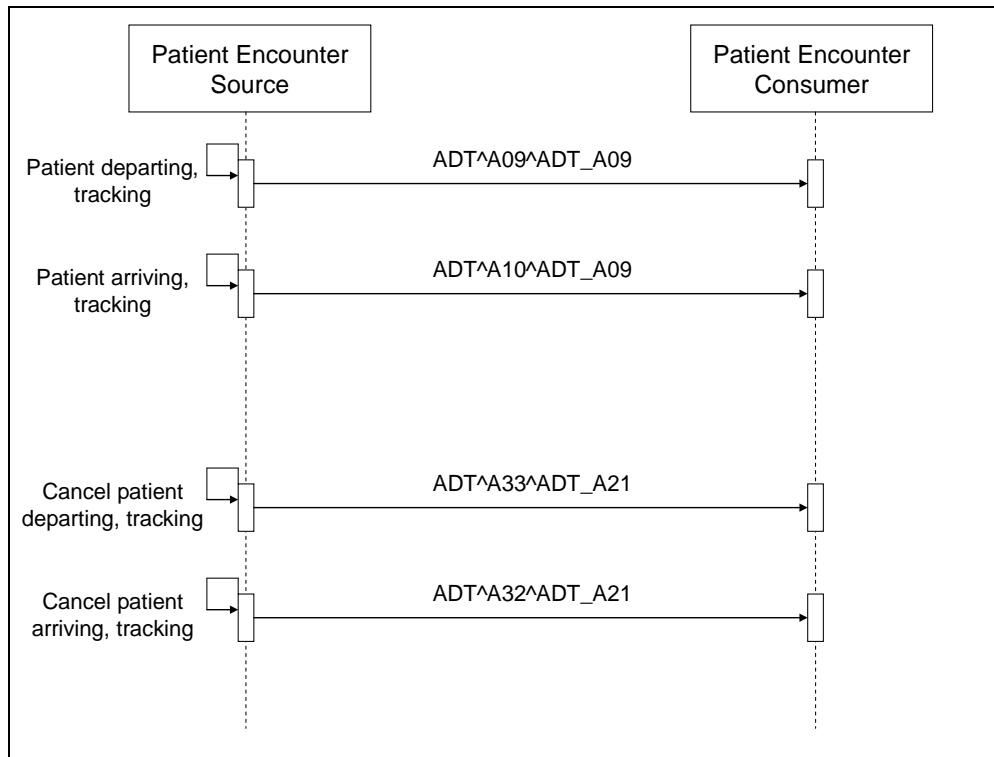
The following is the required message set to support the “Temporary Patient Transfers Tracking” Option:

1100 **Table 3.31-5: Message Subset for Temporary Patient Transfers Tracking Option**

Category of event	Trigger / Action			
	insert		cancel	
Admit inpatient	A01	ADT^A01^ADT_A01	A11	ADT^A11^ADT_A09
Register outpatient	A04	ADT^A04^ADT_A01		
Discharge patient	A03	ADT^A03^ADT_A03	A13	ADT^A13^ADT_A01
Patient departing - Tracking	A09	ADT^A09^ADT_A09	A33	ADT^A33^ADT_A21
Patient arriving - Tracking	A10	ADT^A10^ADT_A09	A32	ADT^A32^ADT_A21

A system implementing this option shall support these 9 trigger events and messages.

Figure 3.31-5 below depicts the messages added by this option to the basic subset.



1105 **Figure 3.31-5: Additional Interactions for “Temporary Patient Transfers Tracking” Option**

3.31.5.6 Historic Movement Management

This option adds the capability to cancel or update safely any Movement.

1110 The Movement updated can be the current Movement (currently active or pending) or a Movement in the past (i.e., historic Movement).

The Movement canceled can only be the current Movement (currently active or pending).

1115 This capability is supported by the addition of segment ZBE below PV1/PV2. With this option, this ZBE segment is required at this position in the messages associated with the following trigger events: A01, A02, A03, A04, A05, A06, A07, A11, A12, A13, A14, A15, A16, A21, A22, A25, A26, A27, A38, A52, A53, A54, A55, Z99. In the following sections the ZBE segment is only shown in the message associated with trigger Z99 which is dedicated to the Historic Movement Management Option. In the other messages, this segment will appear whenever this option is active.

This segment ZBE brings the following features:

- 1120 • It enables unique identification of the Movement (including admission and discharge).
- It carries an action code that describes the action to be performed on this Movement: The three possible actions are:
 - **INSERT**: The receiver must interpret the content of this message as a new Movement.
 - 1125 • **CANCEL**: This action code is always associated with a “cancel” trigger event. The receiver shall delete the corresponding Movement (matched with its unique identifier). Only the current Movement can be cancelled.
 - 1130 • **UPDATE**: This action code is associated with the dedicated trigger event Z99 described in ITI TF-2b: 3.31.7.30. The receiver shall update the corresponding Movement (matched with its unique identifier), which can be the current Movement or a historic Movement.
- In the case of UPDATE or CANCEL, the ZBE segment carries the code of the original trigger event that was associated with the action INSERT of the related Movement.
- 1135 • It carries an indicator “Historic Movement” informing whether the action to perform is about the current Movement or a Historic one.
- It provides the starting date/time of the “sub-encounter” that this Movement initiates.
- It carries the ward to which this patient is assigned during this sub-encounter.

This option may apply to any combination of the previous subsets, except Temporary Patient Transfers Tracking (Temporary Patient Transfers do not need to be uniquely identified).

1140 **Implementation note:** The Patient Encounter Consumer must support transaction log update to maintain integrity of the Movement records.

3.31.5.7 Acknowledgement Support

1145 An actor that claims support for the Acknowledgement Support Option shall be capable of using the enhanced acknowledgement mode as defined in the HL7 v2.x standard. See HL7 Volume 2C, Section C.2.3 for further details.

3.31.5.8 Ambulatory Patient Data

If the Patient Encounter Supplier supports the Ambulatory Patient Data Option, it SHALL supply:

1150 the patient address in field PID-11 for ambulatory patients whenever this address is known
 the referring doctor in field PV1-8, if known, when registering an outpatient (MSH-9 Message Type is ADT^A04) or when pre-registering a patient (MSH-9 Message Type is ADT^A05)
 the ambulatory status of the patient into field PV1-15 if this information is known.

3.31.5.9 Maintain Demographics Option

1155 This option adds support to manage “Update patient information” and “Merge patient identifier list” in the context of an encounter.

The following is the required message set to support the “ Maintain Demographics Option”:

Category of event	Trigger / Action			
	insert		cancel	
Admit inpatient	A01	ADT^A01^ADT_A01	A11	ADT^A11^ADT_A09
Register outpatient	A04	ADT^A04^ADT_A01		
Discharge patient	A03	ADT^A03^ADT_A03	A13	ADT^A13^ADT_A01
Update patient information	A08	ADT^A08^ADT_A01		
Merge patient identifier list	A40	ADT^A40^ADT_A39		

1160 A Patient Encounter Supplier or Patient Encounter Consumer supporting the Maintain Demographics Option shall support these 7 trigger events and messages.

Figure 3.31-6 depicts the messages added by this option to the basic subset.




Figure 3.31-6: Additional Interactions for “Maintain Demographics” Option

1165

3.31.6 Common HL7 Message Segments

Messages in Transaction 31 use the same common HL7 message segments as those in Transaction 30; refer to ITI TF-2b: 3.30.5. In addition, messages in Transaction 31 use the ZBE segment, described below.

1170 3.31.6.1 ZBE – Movement Action segment

The ZBE segment was introduced in the German extension of the IHE Radiology Technical Framework. It is extended here with three additional fields: ZBE-5, ZBE-6 and ZBE-7. This ZBE segment is required with the “Historic Movement” Option of transaction ITI-31.

1175 The purpose of this segment is to uniquely identify any movement at creation time (action INSERT), so that any further correction brought to this movement (action UPDATE) or cancellation of it (action CANCEL) can be achieved safely and consistently between the two actors Patient Encounter Supplier and Patient Encounter Consumer.

1180 Another security feature offered by this segment is to clearly distinguish current events from events that address a historic (past) movement to avoid any misinterpretation on the part of the receiving application.

Table 3.31-6: ZBE segment description

SEQ	LEN	DT	Usage	Card.	ELEMENT NAME
1		EI	R	[1..*]	Movement ID
2		TS	R	[1..1]	Start Movement Date/Time
3		TS	O	[0..1]	End Movement Date/Time
4		ID	R	[1..1]	Movement Action (INSERT / UPDATE / CANCEL)
5		ID	R	[1..1]	Historical Movement Indicator (values: Y / N)
6		ID	C	[0..1]	Original trigger event code [in the case of an UPDATE of the movement (trigger A08), this field conveys the original trigger event that was sent with the INSERT]
7		XO N	O	[0..1]	Responsible Ward (Medical or Nursing Ward, depending of the trigger event of the message)

1185 **ZBE-1 – Movement ID (EI):** required and repeatable to support cooperative Movement Management. The Movement Identifier list is created with the action INSERT, and then recalled with further actions such as UPDATE or CANCEL.

ZBE-2 – Start Movement Date/Time (TS): Required. It is the date/time of the creation of the Movement, i.e., the effective date time of the event that used action INSERT with this Movement.

1190 **ZBE-3 – End Movement Date/Time (TS):** Optional.

ZBE-4 – Action (ID): Required. Three possible values:

- INSERT: With any trigger event that inserts a movement.
- UPDATE: With trigger event Z99
- CANCEL: With any “cancel” trigger event.

1195 **ZBE-5 – Historic Indicator (ID):** Required. Values:

- ‘Y’ when the message is related to a Historic Movement.
- ‘N’ when the message is related to the current (last or next) movement.

ZBE-6 – Original Trigger (ID): Conditional.

1200 Condition predicate: This field shall be populated when ZBE-4 contains action UPDATE or CANCEL. In this case, this field is populated with the trigger event that inserted (action INSERT) the movement being currently updated or canceled.

ZBE-7 – Responsible Ward (XON): Optional. This field may be further constrained in national extensions of this transaction. It will, for example, be associated with usage ‘RE’ in the French extension.

1205 **3.31.7 Interactions**

The following sections contain the static definitions of the messages belonging to the various optional sets described above.

The Historic Movement Management Option is not shown in these message tables. The reader is reminded that this option adds the ZBE segment below PV1/PV2.

1210 **3.31.7.1 Admit/Visit Notification (ADT^A01^ADT_A01)**

3.31.7.1.1 Trigger Event

This message is sent by a Patient Encounter Supplier to notify a Patient Encounter Consumer that a patient has arrived at a healthcare facility for an episode of care in which the patient is assigned to an inpatient bed. Such an episode is commonly referred to as “inpatient” care.

1215 MSH-9 is valued **ADT^A01^ADT_A01**.

3.31.7.1.2 Message Static Definition

Table 3.31-7: Static definition of message ADT^A01^ADT_A01

Segment	Meaning	Usage	Card.	HL7 chapter
MSH	Message Header	R	[1..1]	2
SFT	Software Segment	O	[0..*]	2
EVN	Event Type	R	[1..1]	2
PID	Patient Identification	R	[1..1]	3
PD1	Additional Demographics	O	[0..1]	3
ROL	Role	O	[0..*]	15
NK1	Next of Kin / Associated Parties	O	[0..*]	3
PV1	Patient Visit	R	[1..1]	3
PV2	Patient Visit – Additional Info	O	[0..1]	3
ROL	Role	O	[0..*]	15
DB1	Disability Information	O	[0..*]	3
OBX	Observation/Result	O	[0..*]	7
AL1	Allergy Information	O	[0..*]	3
DG1	Diagnosis Information	O	[0..*]	6
DRG	Diagnosis Related Group	O	[0..1]	6
---	--- PROCEDURE begin	O	[0..*]	
PR1	Procedures	R	[1..1]	6
ROL	Role	O	[0..*]	15
---	--- PROCEDURE end			
GT1	Guarantor	O	[0..*]	6
---	--- INSURANCE begin	O	[0..*]	
IN1	Insurance	R	[1..1]	6
IN2	Insurance Additional Info.	O	[0..1]	6
IN3	Insurance Additional Info - Cert.	O	[0..1]	6
ROL	Role	O	[0..*]	15
---	--- INSURANCE end			
ACC	Accident Information	O	[0..1]	6
UB1	Universal Bill Information	O	[0..1]	6
UB2	Universal Bill 92 Information	O	[0..1]	6
PDA	Patient Death and Autopsy	O	[0..1]	3

3.31.7.1.3 Comments on segment usage

- 1220 Providers with an ongoing relationship with the patient may be communicated in ROL segments immediately following the PID/PD1 segments. Providers specific to an episode of care may be communicated in ROL segments immediately following the PV1/PV2 segments. Providers specific to a particular insurance carrier may be communicated in ROL segments immediately following the IN1/IN2/IN3 segments.
- 1225 One or more OBX segments may be present to carry “permanent observations” such as the patient weight or height.

3.31.7.1.4 Expected actions

The receiver shall update the patient’s status to indicate that the patient has been admitted.

1230 The receiver shall report the result of this operation (success / error) in an acknowledgment message returned to the sender.

In case this Movement (new admission) conflicts with an existing current movement for the patient (an admission is already opened for this patient) the message is discarded and an error condition is raised.

3.31.7.2 Cancel Admit/Visit Notification – ADT^A11^ADT_A09

1235 **3.31.7.2.1 Trigger Event**

This message is sent by a Patient Encounter Supplier to cancel a previous notification to a Patient Encounter Consumer as a notification that a patient has been admitted for an inpatient stay (via trigger event A01) or registered for an outpatient visit (via trigger event A04). See ITI TF-2b: 3.31.5.8 for the message to be used to cancel a pre-admit notification, and ITI TF-2b: 3.31.5.14 for the message to be used to cancel a pending admit notification.

1240

MSH-9 is valued **ADT^A11^ADT_A09**.

3.31.7.2.2 Message Static Definition

Table 3.31-8: Static definition of message ADT^A11^ADT_A09

Segment	Meaning	Usage	Card.	HL7 chapter
MSH	Message Header	R	[1..1]	2
SFT	Software Segment	O	[0..*]	2
EVN	Event Type	R	[1..1]	2
PID	Patient Identification	R	[1..1]	3
PD1	Additional Demographics	O	[0..1]	3
PV1	Patient Visit	R	[1..1]	3
PV2	Patient Visit – Additional Info	O	[0..1]	3
DB1	Disability Information	O	[0..*]	3
OBX	Observation/Result	O	[0..*]	7
DG1	Diagnosis Information	X	[0..0]	6

1245 **3.31.7.2.3 Comments on segment usage**

None.

3.31.7.2.4 Expected actions

The receiver shall reset the patient’s status in its system to the value existing immediately before the admit or visit notification was received.

1250 The receiver shall report the result of this operation (success / error) in an acknowledgment message returned to the sender.

In case this Movement conflicts with the current situation of the patient (i.e., no inpatient nor outpatient visit has been opened for this patient) the message is discarded but no error condition is raised.

1255 3.31.7.3 Register a Patient (ADT^A04^ADT_A01)

3.31.7.3.1 Trigger Event

This message is sent by a Patient Encounter Supplier to notify a Patient Encounter Consumer that a patient has arrived at a healthcare facility for an episode of care in which the patient is not assigned to a bed. Examples of such episodes include outpatient visits, ambulatory care encounters, and emergency room visits.

1260

MSH-9 is valued ADT^A04^ADT_A01.

3.31.7.3.2 Message Static Definition

Table 3.31-9: Static definition of message ADT^A04^ADT_A01

Segment	Meaning	Usage	Card.	HL7 chapter
MSH	Message Header	R	[1..1]	2
SFT	Software Segment	O	[0..*]	2
EVN	Event Type	R	[1..1]	2
PID	Patient Identification	R	[1..1]	3
PD1	Additional Demographics	O	[0..1]	3
ROL	Role	O	[0..*]	15
NK1	Next of Kin / Associated Parties	O	[0..*]	3
PV1	Patient Visit	R	[1..1]	3
PV2	Patient Visit – Additional Info	O	[0..1]	3
ROL	Role	O	[0..*]	15
DB1	Disability Information	O	[0..*]	3
OBX	Observation/Result	O	[0..*]	7
AL1	Allergy Information	O	[0..*]	3
DG1	Diagnosis Information	O	[0..*]	6
DRG	Diagnosis Related Group	O	[0..1]	6
---	--- PROCEDURE begin	O	[0..*]	
PR1	Procedures	R	[1..1]	6
ROL	Role	O	[0..*]	15
---	--- PROCEDURE end			
GT1	Guarantor	O	[0..*]	6
---	--- INSURANCE begin	O	[0..*]	
IN1	Insurance	R	[1..1]	6

Segment	Meaning	Usage	Card.	HL7 chapter
IN2	Insurance Additional Info.	O	[0..1]	6
IN3	Insurance Additional Info - Cert.	O	[0..1]	6
ROL	Role	O	[0..*]	15
---	--- INSURANCE end			
ACC	Accident Information	O	[0..1]	6
UB1	Universal Bill Information	O	[0..1]	6
UB2	Universal Bill 92 Information	O	[0..1]	6
PDA	Patient Death and Autopsy	O	[0..1]	3

1265 **3.31.7.3.3 Comments on segment usage**

Field *PV1-44-admit date/time* is used to carry the date and time that the encounter started.

1270 Providers with an ongoing relationship with the patient may be communicated in ROL segments immediately following the PID/PD1 segments. Providers specific to an episode of care may be communicated in ROL segments immediately following the PV1/PV2 segments. Providers specific to a particular insurance carrier may be communicated in ROL segments immediately following the IN1/IN2/IN3 segments.

One or more OBX segments may be present to carry “permanent observations” such as the patient weight or height.

3.31.7.3.4 Expected actions

1275 The receiver shall update the patient’s status to indicate that the visit has started.

The receiver shall report the result of this operation (success / error) in an acknowledgment message returned to the sender.

In case an inpatient encounter is already opened, the outpatient encounter is still recorded by the receiver. This is not a situation of conflict and no error condition is raised.

1280 **3.31.7.4 Discharge/End Visit (ADT^A03^ADT_A03)**

3.31.7.4.1 Trigger Event

1285 This message is sent by a Patient Encounter Supplier to notify a Patient Encounter Consumer that a patient’s stay at a healthcare facility has ended. Inpatient encounters are generally closed by an A03. Outpatient encounters may or may not be closed by an A03, depending on the healthcare organization policies.

MSH-9 is valued **ADT^A03^ADT_A03**.

3.31.7.4.2 Message Static Definition

Table 3.31-10: Static definition of message ADT^A03^ADT_A03

Segment	Meaning	Usage	Card.	HL7 chapter
---------	---------	-------	-------	-------------

Segment	Meaning	Usage	Card.	HL7 chapter
MSH	Message Header	R	[1..1]	2
SFT	Software Segment	O	[0..*]	2
EVN	Event Type	R	[1..1]	2
PID	Patient Identification	R	[1..1]	3
PD1	Additional Demographics	O	[0..1]	3
ROL	Role	O	[0..*]	15
NK1	Next of Kin / Associated Parties	O	[0..*]	3
PV1	Patient Visit	R	[1..1]	3
PV2	Patient Visit – Additional Info	X	[0..0]	3
ROL	Role	O	[0..*]	15
DB1	Disability Information	O	[0..*]	3
AL1	Allergy Information	O	[0..*]	3
DG1	Diagnosis Information	O	[0..*]	6
DRG	Diagnosis Related Group	O	[0..1]	6
---	--- PROCEDURE begin	O	[0..*]	
PR1	Procedures	R	[1..1]	6
ROL	Role	O	[0..*]	15
---	--- PROCEDURE end			
OBX	Observation/Result	O	[0..*]	7
GT1	Guarantor	O	[0..*]	6
---	--- INSURANCE begin	O	[0..*]	
IN1	Insurance	R	[1..1]	6
IN2	Insurance Additional Info.	O	[0..1]	6
IN3	Insurance Additional Info - Cert.	O	[0..1]	6
ROL	Role	O	[0..*]	15
---	--- INSURANCE end			
ACC	Accident Information	O	[0..1]	6
PDA	Patient Death and Autopsy	O	[0..1]	3

1290 3.31.7.4.3 Comments on segment usage

Field *PV1-3-assigned patient location* is used to indicate the patient's last location prior to discharge (or end of visit).

Field *PV1-45-discharge date/time* is used to carry either the date and time of discharge (for an inpatient) or the date and time that the visit ended (for an outpatient).

- 1295 Providers with an ongoing relationship with the patient may be communicated in ROL segments immediately following the PID/PD1 segments. Providers specific to an episode of care may be communicated in ROL segments immediately following the PV1/PV2 segments. Providers specific to a particular insurance carrier may be communicated in ROL segments immediately following the IN1/IN2/IN3 segments.

1300 Within a Patient Discharge message, if the encounter has been terminated by the patient's death, then the field PID-30 Patient Death Indicator shall be populated. In this case PID-29 Patient Death Date and Time shall be populated as well, provided that the value is known..

3.31.7.4.4 Expected actions

The receiver shall update the patient’s status to “discharged” (or “visit ended”).

1305 The receiver shall report the result of this operation (success / error) in an acknowledgment message returned to the sender.

In case this Movement conflicts with the current situation of the patient (no inpatient nor outpatient visit opened for this patient) the message is discarded but no error condition is raised.

3.31.7.5 Cancel Discharge/End Visit – ADT^A13^ADT_A01

1310 **3.31.7.5.1 Trigger Event**

This message is sent by a Patient Encounter Supplier to a Patient Encounter Consumer to cancel a previous notification (via trigger event A03) that a patient’s stay at a healthcare facility had ended.

MSH-9 is valued **ADT^A13^ADT_A01**.

1315 **3.31.7.5.2 Message Static Definition**

Table 3.31-11: Static definition of message ADT^A13^ADT_A01

Segment	Meaning	Usage	Card.	HL7 chapter
MSH	Message Header	R	[1..1]	2
SFT	Software Segment	O	[0..*]	2
EVN	Event Type	R	[1..1]	2
PID	Patient Identification	R	[1..1]	3
PD1	Additional Demographics	O	[0..1]	3
ROL	Role	O	[0..*]	15
NK1	Next of Kin / Associated Parties	O	[0..*]	3
PV1	Patient Visit	R	[1..1]	3
PV2	Patient Visit – Additional Info	O	[0..1]	3
ROL	Role	O	[0..*]	15
DB1	Disability Information	O	[0..*]	3
OBX	Observation/Result	O	[0..*]	7
AL1	Allergy Information	O	[0..*]	3
DG1	Diagnosis Information	O	[0..*]	6
DRG	Diagnosis Related Group	O	[0..1]	6
---	--- PROCEDURE begin	O	[0..*]	
PR1	Procedures	R	[1..1]	6
ROL	Role	O	[0..*]	15

Segment	Meaning	Usage	Card.	HL7 chapter
---	--- PROCEDURE end			
GT1	Guarantor	O	[0..*]	6
---	--- INSURANCE begin	O	[0..*]	
IN1	Insurance	R	[1..1]	6
IN2	Insurance Additional Info.	O	[0..1]	6
IN3	Insurance Additional Info - Cert.	O	[0..1]	6
ROL	Role	O	[0..*]	15
---	--- INSURANCE end			
ACC	Accident Information	O	[0..1]	6
UB1	Universal Bill Information	O	[0..1]	6
UB2	Universal Bill 92 Information	O	[0..1]	6
PDA	Patient Death and Autopsy	O	[0..1]	3

3.31.7.5.3 Comments on segment usage

1320 Field *PV1-3-patient location* shall contain the patient’s location after the cancellation has been processed. This may be different from the patient’s location prior to the discharge/end visit notification.

3.31.7.5.4 Expected actions

The receiver shall reset the patient’s status to its value prior to the receipt of the discharge/end visit message, and shall update the patient’s location to the value in field PV1-3-patient location.

1325 The receiver shall report the result of this operation (success / error) in an acknowledgment message returned to the sender.

In case this Movement conflicts with the current situation of the patient (no prior discharge received) the message is discarded but no error condition is raised.

3.31.7.6 Update Patient Information (ADT^A08^ADT_A01)

1330 3.31.7.6.1 Trigger Event

This message is sent by a Patient Encounter Supplier to notify a Patient Encounter Consumer that some non-movement-related information (such as address, date of birth, etc.) has changed for a patient. It is used when information about the patient has changed not related to any other trigger event.

1335 MSH-9 is valued ADT^A08^ADT_A01.

3.31.7.6.2 Message Static Definition

Table 3.31-12: Static definition of message ADT^A08^ADT_A01

Segment	Meaning	Usage	Card.	HL7 chapter
MSH	Message Header	R	[1..1]	2

Segment	Meaning	Usage	Card.	HL7 chapter
SFT	Software Segment	O	[0..*]	2
EVN	Event Type	R	[1..1]	2
PID	Patient Identification	R	[1..1]	3
PD1	Additional Demographics	O	[0..1]	3
ROL	Role	O	[0..*]	15
NK1	Next of Kin / Associated Parties	O	[0..*]	3
PV1	Patient Visit	R	[1..1]	3
PV2	Patient Visit – Additional Info	O	[0..1]	3
ROL	Role	O	[0..*]	15
DB1	Disability Information	O	[0..*]	3
OBX	Observation/Result	O	[0..*]	7
AL1	Allergy Information	O	[0..*]	3
DG1	Diagnosis Information	O	[0..*]	6
DRG	Diagnosis Related Group	O	[0..1]	6
---	--- PROCEDURE begin	O	[0..*]	
PR1	Procedures	R	[1..1]	6
ROL	Role	O	[0..*]	15
---	--- PROCEDURE end			
GT1	Guarantor	O	[0..*]	6
---	--- INSURANCE begin	O	[0..*]	
IN1	Insurance	R	[1..1]	6
IN2	Insurance Additional Info.	O	[0..1]	6
IN3	Insurance Additional Info - Cert.	O	[0..1]	6
ROL	Role	O	[0..*]	15
---	--- INSURANCE end			
ACC	Accident Information	O	[0..1]	6
UB1	Universal Bill Information	O	[0..1]	6
UB2	Universal Bill 92 Information	O	[0..1]	6
PDA	Patient Death and Autopsy	O	[0..1]	3

3.31.7.6.3 Comments on segment usage

- 1340 Providers with an ongoing relationship with the patient may be communicated in ROL segments immediately following the PID/PD1 segments. Providers specific to an episode of care may be communicated in ROL segments immediately following the PV1/PV2 segments. Providers specific to a particular insurance carrier may be communicated in ROL segments immediately following the IN1/IN2/IN3 segments.
- 1345 One or more OBX segments may be present to carry “permanent observations” such as the patient weight or height.

3.31.7.6.4 Expected actions

The receiver shall update the patient record in its database to contain the information in the message.

- 1350 The receiver shall report the result of this operation (success / error) in an acknowledgment message returned to the sender.

In case this Movement conflicts with the current situation of the patient (no active encounter for this patient, or the patient is unknown) the message is discarded but no error condition is raised.

3.31.7.7 Pre-Admit (ADT^A05^ADT_A05)**1355 3.31.7.7.1 Trigger Event**

This message is sent by a Patient Encounter Supplier to a Patient Encounter Consumer to communicate information that has been collected about a patient to be admitted as an inpatient (or to be registered as an outpatient).

MSH-9 is valued **ADT^A05^ADT_A05**.

1360 3.31.7.7.2 Message Static Definition**Table 3.31-13: Static definition of message ADT^A05^ADT_A05**

Segment	Meaning	Usage	Card.	HL7 chapter
MSH	Message Header	R	[1..1]	2
SFT	Software Segment	O	[0..*]	2
EVN	Event Type	R	[1..1]	2
PID	Patient Identification	R	[1..1]	3
PD1	Additional Demographics	O	[0..1]	3
ROL	Role	O	[0..*]	15
NK1	Next of Kin / Associated Parties	O	[0..*]	3
PV1	Patient Visit	R	[1..1]	3
PV2	Patient Visit – Additional Info	X	[0..0]	3
ROL	Role	O	[0..*]	15
DB1	Disability Information	O	[0..*]	3
OBX	Observation/Result	O	[0..*]	7
AL1	Allergy Information	O	[0..*]	3
DG1	Diagnosis Information	O	[0..*]	6
DRG	Diagnosis Related Group	O	[0..1]	6
---	--- PROCEDURE begin	O	[0..*]	
PR1	Procedures	R	[1..1]	6
ROL	Role	O	[0..*]	15
---	--- PROCEDURE end			
GT1	Guarantor	O	[0..*]	6
---	--- INSURANCE begin	O	[0..*]	

Segment	Meaning	Usage	Card.	HL7 chapter
IN1	Insurance	R	[1..1]	6
IN2	Insurance Additional Info.	O	[0..1]	6
IN3	Insurance Additional Info - Cert.	O	[0..1]	6
ROL	Role	O	[0..*]	15
---	--- INSURANCE end			
ACC	Accident Information	O	[0..1]	6
UB1	Universal Bill Information	O	[0..1]	6
UB2	Universal Bill 92 Information	O	[0..1]	6
PDA	Patient Death and Autopsy	O	[0..1]	3

3.31.7.7.3 Comments on segment usage

1365 Field *PV2-8-expected admit date/time* is used to carry the expected date and time when the patient is to be admitted (or registered).

1370 Providers with an ongoing relationship with the patient may be communicated in ROL segments immediately following the PID/PD1 segments. Providers specific to an episode of care may be communicated in ROL segments immediately following the PV1/PV2 segments. Providers specific to a particular insurance carrier may be communicated in ROL segments immediately following the IN1/IN2/IN3 segments.

One or more OBX segments may be present to carry “permanent observations” such as the patient weight or height.

3.31.7.7.4 Expected actions

The receiver shall update the patient’s status to pre-admitted.

1375 The receiver shall report the result of this operation (success / error) in an acknowledgment message returned to the sender.

There is no particular potential conflict between this Movement and any previously received message related to the same patient.

1380 If the receiver does not support the Inpatient/Outpatient Encounter Management Option of this transaction, it shall application-reject the message (see ITI TF-2x: C.2.3).

3.31.7.8 Cancel Pre-Admit – ADT^A38^ADT_A38

3.31.7.8.1 Trigger Event

1385 This message is sent by a Patient Encounter Supplier to a Patient Encounter Consumer to cancel a previous notification (via trigger event A08) that a patient was to be updated to pre-admitted (or pre-registered) status.

MSH-9 is valued **ADT^A38^ADT_A38**.

3.31.7.8.2 Message Static Definition**Table 3.31-14: Static definition of message ADT^A38^ADT_A38**

Segment	Meaning	Usage	Card.	HL7 chapter
MSH	Message Header	R	[1..1]	2
SFT	Software Segment	O	[0..*]	2
EVN	Event Type	R	[1..1]	2
PID	Patient Identification	R	[1..1]	3
PD1	Additional Demographics	O	[0..1]	3
PV1	Patient Visit	R	[1..1]	3
PV2	Patient Visit – Additional Info	O	[0..1]	3
DB1	Disability Information	O	[0..*]	3
OBX	Observation/Result	O	[0..*]	7
DG1	Diagnosis Information	O	[0..*]	6
DRG	Diagnosis Related Group	O	[0..*]	6

1390 **3.31.7.8.3 Comments on segment usage**

None.

3.31.7.8.4 Expected actions

The receiver shall reset the patient's status to its value prior to the receipt of the pre-admit message.

1395 The receiver shall report the result of this operation (success / error) in an acknowledgment message returned to the sender.

In case this Movement conflicts with the current situation of the patient (no pre-admit registered for this patient, or the patient is unknown) the message is discarded but no error condition is raised.

1400 If the receiver does not support the Inpatient/Outpatient Encounter Management Option of this transaction, it shall application-reject the message (see ITI TF-2x: C.2.3).

3.31.7.9 Change Outpatient to Inpatient (ADT^A06^ADT_A06)**3.31.7.9.1 Trigger Event**

1405 This message is sent by a Patient Encounter Supplier to notify a Patient Encounter Consumer that it has been decided to admit a patient that was formerly in a non-admitted status, such as Emergency.

MSH-9 is valued ADT^A06^ADT_A06.

3.31.7.9.2 Message Static Definition

1410

Table 3.31-15: Static definition of message ADT^A06^ADT_A06

Segment	Meaning	Usage	Card.	HL7 chapter
MSH	Message Header	R	[1..1]	2
SFT	Software Segment	O	[0..*]	2
EVN	Event Type	R	[1..1]	2
PID	Patient Identification	R	[1..1]	3
PD1	Additional Demographics	O	[0..1]	3
ROL	Role	O	[0..*]	15
MRG	Merge Information	C	[0..1]	3
NK1	Next of Kin / Associated Parties	O	[0..*]	3
PV1	Patient Visit	R	[1..1]	3
PV2	Patient Visit – Additional Info	X	[0..0]	3
ROL	Role	O	[0..*]	15
DB1	Disability Information	O	[0..*]	3
OBX	Observation/Result	O	[0..*]	7
AL1	Allergy Information	O	[0..*]	3
DG1	Diagnosis Information	O	[0..*]	6
DRG	Diagnosis Related Group	O	[0..1]	6
---	--- PROCEDURE begin	O	[0..*]	
PR1	Procedures	R	[1..1]	6
ROL	Role	O	[0..*]	15
---	--- PROCEDURE end			
GT1	Guarantor	O	[0..*]	6
---	--- INSURANCE begin	O	[0..*]	
IN1	Insurance	R	[1..1]	6
IN2	Insurance Additional Info.	O	[0..1]	6
IN3	Insurance Additional Info - Cert.	O	[0..1]	6
ROL	Role	O	[0..*]	15
---	--- INSURANCE end			
ACC	Accident Information	O	[0..1]	6
UB1	Universal Bill Information	O	[0..1]	6
UB2	Universal Bill 92 Information	O	[0..1]	6

3.31.7.9.3 Comments on segment usage

The new patient location should appear in *PV1-3 - Assigned Patient Location* while the old patient location (if different) should appear in *PV1-6 - Prior Patient Location*.

Condition predicate on use of the segment MRG:

1415

A change from outpatient to inpatient status may be accompanied by the closing of the outpatient account and the opening of an inpatient account. This may be expressed by populating the outpatient account number into *MRG-3-prior account number* and the inpatient account number into *PID-18-patient account number*. The use of the MRG

1420 segment in this case is strictly conventional and is not intended to communicate an actual merge.

1425 Providers with an ongoing relationship with the patient may be communicated in ROL segments immediately following the PID/PD1 segments. Providers specific to an episode of care may be communicated in ROL segments immediately following the PV1/PV2 segments. Providers specific to a particular insurance carrier may be communicated in ROL segments immediately following the IN1/IN2/IN3 segments.

One or more OBX segments may be present to carry “permanent observations” such as the patient weight or height.

3.31.7.9.4 Expected actions

1430 The receiver shall update the patient’s class to “inpatient,” and if necessary shall update the patient’s location to the value in field *PV1-3-patient location*.

If the MRG segment is included, the receiver shall update the patient’s account number from the value in *MRG-3-prior account number* to the value in *PID-18-patient account number*.

The receiver shall report the result of this operation (success / error) in an acknowledgment message returned to the sender.

1435 In case this Movement conflicts with the current situation of the patient (no active outpatient encounter is known for this patient, or the patient is unknown) the message is still processed and initiates a new inpatient encounter for a possibly new patient, and no error condition is raised.

If the receiver does not support the Inpatient/Outpatient Encounter Management Option of this transaction, it shall application-reject the message (see ITI TF-2x: C.2.3).

1440 **3.31.7.10 Change Inpatient to Outpatient (ADT^A07^ADT_A06)**

3.31.7.10.1 Trigger Event

This message is sent by a Patient Encounter Supplier to notify a Patient Encounter Consumer that a patient is no longer in an “admitted” status, but is still being seen for an episode of care.

MSH-9 is valued **ADT^A07^ADT_A06**.

1445 **3.31.7.10.2 Message Static Definition**

Table 3.31-16: Static definition of message ADT^A07^ADT_A06

Segment	Meaning	Usage	Card.	HL7 chapter
MSH	Message Header	R	[1..1]	2
SFT	Software Segment	O	[0..*]	2
EVN	Event Type	R	[1..1]	2
PID	Patient Identification	R	[1..1]	3
PD1	Additional Demographics	O	[0..1]	3
ROL	Role	O	[0..*]	15

Segment	Meaning	Usage	Card.	HL7 chapter
MRG	Merge Information	C	[0..1]	3
NK1	Next of Kin / Associated Parties	O	[0..*]	3
PV1	Patient Visit	R	[1..1]	3
PV2	Patient Visit – Additional Info	X	[0..0]	3
ROL	Role	O	[0..*]	15
DB1	Disability Information	O	[0..*]	3
OBX	Observation/Result	O	[0..*]	7
AL1	Allergy Information	O	[0..*]	3
DG1	Diagnosis Information	O	[0..*]	6
DRG	Diagnosis Related Group	O	[0..1]	6
---	--- PROCEDURE begin	O	[0..*]	
PR1	Procedures	R	[1..1]	6
ROL	Role	O	[0..*]	15
---	--- PROCEDURE end			
GT1	Guarantor	O	[0..*]	6
---	--- INSURANCE begin	O	[0..*]	
IN1	Insurance	R	[1..1]	6
IN2	Insurance Additional Info.	O	[0..1]	6
IN3	Insurance Additional Info - Cert.	O	[0..1]	6
ROL	Role	O	[0..*]	15
---	--- INSURANCE end			
ACC	Accident Information	O	[0..1]	6
UB1	Universal Bill Information	O	[0..1]	6
UB2	Universal Bill 92 Information	O	[0..1]	6

3.31.7.10.3 Comments on segment usage

1450 The new patient location should appear in *PV1-3 - Assigned Patient Location* while the old patient location (if different) should appear in *PV1-6 - Prior Patient Location*.

Condition predicate on use of the segment MRG:

1455 A change from inpatient to outpatient status may be accompanied by the closing of the inpatient account and the opening of an outpatient account. This may be expressed by populating the inpatient account number into *MRG-3-prior account number* and the outpatient account number into *PID-18-patient account number*. The use of the MRG segment in this case is strictly conventional and is not intended to communicate an actual merge.

1460 Providers with an ongoing relationship with the patient may be communicated in ROL segments immediately following the PID/PD1 segments. Providers specific to an episode of care may be communicated in ROL segments immediately following the PV1/PV2 segments. Providers specific to a particular insurance carrier may be communicated in ROL segments immediately following the IN1/IN2/IN3 segments.

One or more OBX segments may be present to carry “permanent observations” such as the patient weight or height.

1465 **3.31.7.10.4 Expected actions**

The receiver shall update the patient’s class to “outpatient,” and if necessary shall update the patient’s location to the value in field *PVI-3-patient location*.

If the MRG segment is included, the receiver shall update the patient’s account number from the value in *MRG-3-prior account number* to the value in *PID-18-patient account number*.

1470 The receiver shall report the result of this operation (success / error) in an acknowledgment message returned to the sender.

In case this Movement conflicts with the current situation of the patient (no active inpatient encounter is known for this patient, or the patient is unknown) the message is still processed and initiates a new outpatient encounter for a possibly new patient, and no error condition is raised.

1475 If the receiver does not support the Inpatient/Outpatient Encounter Management Option of this transaction, it shall application-reject the message (see ITI TF-2x: C.2.3).

3.31.7.11 Transfer a Patient (ADT^A02^ADT_A02)

3.31.7.11.1 Trigger Event

1480 This message is sent by a Patient Encounter Supplier to notify a Patient Encounter Consumer that a patient is being transferred from one location to another. The new location will be reflected in the institution’s bed census.

MSH-9 is valued **ADT^A02^ADT_A02**.

3.31.7.11.2 Message Static Definition

1485 **Table 3.31-17: Static definition of message ADT^A02^ADT_A02**

Segment	Meaning	Usage	Card.	HL7 chapter
MSH	Message Header	R	[1..1]	2
SFT	Software Segment	O	[0..*]	2
EVN	Event Type	R	[1..1]	2
PID	Patient Identification	R	[1..1]	3
PD1	Additional Demographics	O	[0..1]	3
ROL	Role	O	[0..*]	15
PV1	Patient Visit	R	[1..1]	3
PV2	Patient Visit – Additional Info	O	[0..1]	3
ROL	Role	O	[0..*]	15
DB1	Disability Information	O	[0..*]	3
OBX	Observation/Result	O	[0..*]	7
PDA	Patient Death and Autopsy	O	[0..1]	3

3.31.7.11.3 Comments on segment usage

The new patient location should appear in *PV1-3 - Assigned Patient Location* while the old patient location should appear in *PV1-6 - Prior Patient Location*.

1490 Providers with an ongoing relationship with the patient may be communicated in ROL segments immediately following the PID/PD1 segments. Providers specific to an episode of care may be communicated in ROL segments immediately following the PV1/PV2 segments.

One or more OBX segments may be present to carry “permanent observations” such as the patient weight or height.

1495 Segment DG1 should be used to communicate diagnosis information only if it is necessary to communicate with a receiver that is using a version of HL7 prior to V2.5.

3.31.7.11.4 Expected actions

The receiver shall update the patient’s location to the value in field *PV1-3-patient location*.

The receiver shall report the result of this operation (success / error) in an acknowledgment message returned to the sender.

1500 In case this Movement conflicts with the current situation of the patient (no active inpatient encounter is known for this patient, or the patient is unknown or the known patient location was not the one declared in PV1-6) the message is still processed, the new situation is registered (the encounter and the patient are created if needed) and no error condition is raised.

1505 If the receiver does not support the Inpatient/Outpatient Encounter Management Option of this transaction, it shall application-reject the message (see ITI TF-2x: C.2.3).

3.31.7.12 Cancel Transfer – ADT^A12^ADT_A12

3.31.7.12.1 Trigger Event

1510 This message is sent by a Patient Encounter Supplier to a Patient Encounter Consumer to cancel a previous notification (via trigger event A02) that a patient was being moved from one location to another.

MSH-9 is valued **ADT^A12^ADT_A12**.

3.31.7.12.2 Message Static Definition

Table 3.31-18: Static definition of message ADT^A12^ADT_A12

Segment	Meaning	Usage	Card.	HL7 chapter
MSH	Message Header	R	[1..1]	2
SFT	Software Segment	O	[0..*]	2
EVN	Event Type	R	[1..1]	2
PID	Patient Identification	R	[1..1]	3
PD1	Additional Demographics	O	[0..1]	3
PV1	Patient Visit	R	[1..1]	3

Segment	Meaning	Usage	Card.	HL7 chapter
PV2	Patient Visit – Additional Info	O	[0..1]	3
DB1	Disability Information	O	[0..*]	3
OBX	Observation/Result	O	[0..*]	7
DG1	Diagnosis Information	X	[0..0]	6

1515 3.31.7.12.3 Comments on segment usage

Field *PV1-3-patient location* shall contain the patient's location prior to the transfer.

3.31.7.12.4 Expected actions

The receiver shall reset the patient's location to the value in field *PV1-11-temporary location* or to the value in field *PV1-3-patient location*, as appropriate.

1520 The receiver shall report the result of this operation (success / error) in an acknowledgment message returned to the sender.

In case this Movement conflicts with the current situation of the patient (no transfer previously notified, or encounter unknown, or patient unknown) the message is discarded, and no error condition is raised.

1525 If the receiver does not support the Inpatient/Outpatient Encounter Management Option of this transaction, it shall application-reject the message (see ITI TF-2x: C.2.3).

3.31.7.13 Pending Admit (ADT^A14^ADT_A05)

3.31.7.13.1 Trigger Event

1530 This message is sent by a Patient Encounter Supplier to notify a Patient Encounter Consumer that it is planned to admit a patient.

MSH-9 is valued **ADT^A14^ADT_A05**.

3.31.7.13.2 Message Static Definition

Table 3.31-19: Static definition of message ADT^A14^ADT_A05

Segment	Meaning	Usage	Card.	HL7 chapter
MSH	Message Header	R	[1..1]	2
SFT	Software Segment	O	[0..*]	2
EVN	Event Type	R	[1..1]	2
PID	Patient Identification	R	[1..1]	3
PD1	Additional Demographics	O	[0..1]	3
ROL	Role	O	[0..*]	15
NK1	Next of Kin / Associated Parties	O	[0..*]	3
PV1	Patient Visit	R	[1..1]	3
PV2	Patient Visit – Additional Info	X	[0..0]	3

Segment	Meaning	Usage	Card.	HL7 chapter
ROL	Role	O	[0..*]	15
DB1	Disability Information	O	[0..*]	3
OBX	Observation/Result	O	[0..*]	7
AL1	Allergy Information	O	[0..*]	3
DG1	Diagnosis Information	O	[0..*]	6
DRG	Diagnosis Related Group	O	[0..1]	6
---	--- PROCEDURE begin	O	[0..*]	
PR1	Procedures	R	[1..1]	6
ROL	Role	O	[0..*]	15
---	--- PROCEDURE end			
GT1	Guarantor	O	[0..*]	6
---	--- INSURANCE begin	O	[0..*]	
IN1	Insurance	R	[1..1]	6
IN2	Insurance Additional Info.	O	[0..1]	6
IN3	Insurance Additional Info - Cert.	O	[0..1]	6
ROL	Role	O	[0..*]	15
---	--- INSURANCE end			
ACC	Accident Information	O	[0..1]	6
UB1	Universal Bill Information	O	[0..1]	6
UB2	Universal Bill 92 Information	O	[0..1]	6
PDA	Patient Death and Autopsy	O	[0..1]	3

1535 3.31.7.13.3 Comments on segment usage

Field *PV2-8-expected admit date/time* is used to carry the expected date and time when the patient is to be admitted.

One or more OBX segments may be present to carry “permanent observations” such as the patient weight or height.

1540 3.31.7.13.4 Expected actions

The receiver shall update the patient’s status to “pending admit”.

The receiver shall report the result of this operation (success / error) in an acknowledgment message returned to the sender.

1545 There is no particular potential conflict between this Movement and any previously received message related to the same patient.

If the receiver does not support the Pending Event Management Option of this transaction, it shall application-reject the message (see ITI TF-2x: C.2.3).

3.31.7.14 Cancel Pending Admit – ADT^A27^ADT_A21

3.31.7.14.1 Trigger Event

1550 This message is sent by a Patient Encounter Supplier to a Patient Encounter Consumer to cancel a previous notification (via trigger event A14) that a patient was expected to be admitted.

MSH-9 is valued **ADT^A27^ADT_A21**.

3.31.7.14.2 Message Static Definition

1555

Table 3.31-20: Static definition of message ADT^A27^ADT_A21

Segment	Meaning	Usage	Card.	HL7 chapter
MSH	Message Header	R	[1..1]	2
SFT	Software Segment	O	[0..*]	2
EVN	Event Type	R	[1..1]	2
PID	Patient Identification	R	[1..1]	3
PD1	Additional Demographics	O	[0..1]	3
PV1	Patient Visit	R	[1..1]	3
PV2	Patient Visit – Additional Info	O	[0..1]	3
DB1	Disability Information	O	[0..*]	3
OBX	Observation/Result	O	[0..*]	7

3.31.7.14.3 Comments on segment usage

One or more OBX segments may be present to carry “permanent observations” such as the patient weight or height.

3.31.7.14.4 Expected actions

1560 The receiver shall reset the patient’s status to its value prior to the receipt of the “pending admit” message.

The receiver shall report the result of this operation (success / error) in an acknowledgment message returned to the sender.

1565 In case this Movement conflicts with the current situation of the patient (no pending admit previously notified, or patient unknown) the message is discarded, and no error condition is raised.

If the receiver does not support the Pending Event Management Option of this transaction, it shall application-reject the message (see ITI TF-2x: C.2.3).

3.31.7.15 Pending Transfer (ADT^A15^ADT_A15)

1570 **3.31.7.15.1 Trigger Event**

This message is sent by a Patient Encounter Supplier to notify a Patient Encounter Consumer that it is planned to transfer a patient.

MSH-9 is valued **ADT^A15^ADT_A15**.

3.31.7.15.2 Message Static Definition

1575

Table 3.31-21: Static definition of message ADT^A15^ADT_A15

Segment	Meaning	Usage	Card.	HL7 chapter
MSH	Message Header	R	[1..1]	2
SFT	Software Segment	O	[0..*]	2
EVN	Event Type	R	[1..1]	2
PID	Patient Identification	R	[1..1]	3
PD1	Additional Demographics	O	[0..1]	3
ROL	Role	O	[0..*]	15
PV1	Patient Visit	R	[1..1]	3
PV2	Patient Visit – Additional Info	O	[0..1]	3
ROL	Role	O	[0..*]	15
DB1	Disability Information	O	[0..*]	3
OBX	Observation/Result	O	[0..*]	7
DG1	Diagnosis Information	O	[0..*]	6

3.31.7.15.3 Comments on segment usage

1580

Providers with an ongoing relationship may be communicated in ROL segments immediately following the PID/PD1 segments. Providers specific to an episode of care may be communicated in ROL segments immediately following the PV1/PV2 segments.

One or more OBX segments may be present to carry “permanent observations” such as the patient weight or height.

Segment DG1 should be used to communicate diagnosis information only if it is necessary to communicate with a receiver that is using a version of HL7 prior to V2.5.

1585

The planned date for this pending transfer is given in field EVN-3 of segment EVN. See ITI TF-2b: 3.30.5.2.

3.31.7.15.4 Expected actions

The receiver shall record that a transfer is pending for this patient.

1590

The receiver shall report the result of this operation (success / error) in an acknowledgment message returned to the sender.

In case this Movement conflicts with the current situation of the patient (no active inpatient encounter, or patient unknown) the message is discarded, and no error condition is raised.

If the receiver does not support the Pending Event Management Option of this transaction, it shall application-reject the message (see ITI TF-2x: C.2.3).

1595 **3.31.7.16 Cancel Pending Transfer – ADT^A26^ADT_A21**

3.31.7.16.1 Trigger Event

This message is sent by a Patient Encounter Supplier to a Patient Encounter Consumer to cancel a previous notification (via trigger event A25) that it was planned to transfer a patient.

MSH-9 is valued **ADT^A26^ADT_A21**.

1600 **3.31.7.16.2 Message Static Definition**

Table 3.31-22: Static definition of message ADT^A26^ADT_A21

Segment	Meaning	Usage	Card.	HL7 chapter
MSH	Message Header	R	[1..1]	2
SFT	Software Segment	O	[0..*]	2
EVN	Event Type	R	[1..1]	2
PID	Patient Identification	R	[1..1]	3
PD1	Additional Demographics	O	[0..1]	3
PV1	Patient Visit	R	[1..1]	3
PV2	Patient Visit – Additional Info	O	[0..1]	3
DB1	Disability Information	O	[0..*]	3
OBX	Observation/Result	O	[0..*]	7

3.31.7.16.3 Comments on segment usage

1605 One or more OBX segments may be present to carry “permanent observations” such as the patient weight or height.

The planned date for the pending transfer that is cancelled, is given in field EVN-3 of segment EVN. See ITI TF-2b: 3.30.5.2.

3.31.7.16.4 Expected actions

1610 The receiver shall reset the patient’s status to the value immediately before the Pending Transfer message was received.

The receiver shall report the result of this operation (success / error) in an acknowledgment message returned to the sender.

1615 In case this Movement conflicts with the current situation of the patient (no pending transfer known, or no active inpatient encounter, or patient unknown) the message is discarded, and no error condition is raised.

If the receiver does not support the Pending Event Management Option of this transaction, it shall application-reject the message (see ITI TF-2x: C.2.3).

3.31.7.17 Pending Discharge (ADT^A16^ADT_A16)**3.31.7.17.1 Trigger Event**

1620 This message is sent by a Patient Encounter Supplier to notify a Patient Encounter Consumer that it is planned to discharge a patient.

MSH-9 is valued **ADT^A16^ADT_A16**.

3.31.7.17.2 Message Static Definition

1625

Table 3.31-23: Static definition of message ADT^A16^ADT_A16

Segment	Meaning	Usage	Card.	HL7 chapter
MSH	Message Header	R	[1..1]	2
SFT	Software Segment	O	[0..*]	2
EVN	Event Type	R	[1..1]	2
PID	Patient Identification	R	[1..1]	3
PD1	Additional Demographics	O	[0..1]	3
ROL	Role	O	[0..*]	15
NK1	Next of Kin / Associated Parties	O	[0..*]	3
PV1	Patient Visit	R	[1..1]	3
PV2	Patient Visit – Additional Info	RE	[0..1]	3
ROL	Role	O	[0..*]	15
DB1	Disability Information	O	[0..*]	3
OBX	Observation/Result	O	[0..*]	7
AL1	Allergy Information	O	[0..*]	3
DG1	Diagnosis Information	O	[0..*]	6
DRG	Diagnosis Related Group	O	[0..1]	6
---	--- PROCEDURE begin	O	[0..*]	
PR1	Procedures	R	[1..1]	6
ROL	Role	O	[0..*]	15
---	--- PROCEDURE end			
GT1	Guarantor	O	[0..*]	6
---	--- INSURANCE begin	O	[0..*]	
IN1	Insurance	R	[1..1]	6
IN2	Insurance Additional Info.	O	[0..1]	6
IN3	Insurance Additional Info - Cert.	O	[0..1]	6
ROL	Role	O	[0..*]	15
---	--- INSURANCE end			
ACC	Accident Information	O	[0..1]	6

3.31.7.17.3 Comments on segment usage

Field *PV2-9-expected discharge date/time* is used to carry the expected date and time when the patient is to be discharged.

1630 One or more OBX segments may be present to carry “permanent observations” such as the patient weight or height.

3.31.7.17.4 Expected actions

The receiver shall update the patient’s status to “pending discharge”.

The receiver shall report the result of this operation (success / error) in an acknowledgment message returned to the sender.

1635 In case this Movement conflicts with the current situation of the patient (no active inpatient encounter, or patient unknown) the message is discarded, and no error condition is raised.

If the receiver does not support the Pending Event Management Option of this transaction, it shall application-reject the message (see ITI TF-2x: C.2.3).

3.31.7.18 Cancel Pending Discharge – ADT^A25^ADT_A21

1640 **3.31.7.18.1 Trigger Event**

This message is sent by a Patient Encounter Supplier to a Patient Encounter Consumer to cancel a previous notification (via trigger event A16) that a patient was expected to be discharged.

MSH-9 is valued **ADT^A25^ADT_A21**.

3.31.7.18.2 Message Static Definition

1645

Table 3.31-24: Static definition of message ADT^A25^ADT_A21

Segment	Meaning	Usage	Card.	HL7 chapter
MSH	Message Header	R	[1..1]	2
SFT	Software Segment	O	[0..*]	2
EVN	Event Type	R	[1..1]	2
PID	Patient Identification	R	[1..1]	3
PD1	Additional Demographics	O	[0..1]	3
PV1	Patient Visit	R	[1..1]	3
PV2	Patient Visit – Additional Info	O	[0..1]	3
DB1	Disability Information	O	[0..*]	3
OBX	Observation/Result	O	[0..*]	7

3.31.7.18.3 Comments on segment usage

One or more OBX segments may be present to carry “permanent observations” such as the patient weight or height.

1650 **3.31.7.18.4 Expected actions**

The receiver shall reset the patient’s status to its value prior to the receipt of the “pending discharge” message.

The receiver shall report the result of this operation (success / error) in an acknowledgment message returned to the sender.

1655 In case this Movement conflicts with the current situation of the patient (no pending discharge known, or no active inpatient encounter, or patient unknown) the message is discarded, and no error condition is raised.

If the receiver does not support the Pending Event Management Option of this transaction, it shall application-reject the message (see ITI TF-2x: C.2.3).

1660 **3.31.7.19 Change Attending Doctor – ADT^A54^ADT_A54**

3.31.7.19.1 Trigger Event

This message is sent by a Patient Encounter Supplier to notify a Patient Encounter Consumer that there has been a change in the doctor responsible for the patient’s treatment.

MSH-9 is valued **ADT^A54^ADT_A54**.

1665 **3.31.7.19.2 Message Static Definition**

Table 3.31-25: Static definition of message ADT^A54^ADT_A54

Segment	Meaning	Usage	Card.	HL7 chapter
MSH	Message Header	R	[1..1]	2
SFT	Software Segment	O	[0..*]	2
EVN	Event Type	R	[1..1]	2
PID	Patient Identification	R	[1..1]	3
PD1	Additional Demographics	O	[0..1]	3
ROL	Role	O	[0..*]	15
PV1	Patient Visit	R	[1..1]	3
PV2	Patient Visit – Additional Info	O	[0..1]	3
ROL	Role	O	[0..*]	15

3.31.7.19.3 Comments on segment usage

Field *PV1-7-attending doctor* shall contain the new attending doctor.

1670 Providers with an ongoing relationship may be communicated in ROL segments immediately following the PID/PD1 segments. Providers specific to an episode of care may be communicated in ROL segments immediately following the PV1/PV2 segments.

Field *ROL-4-role begin date/time* and *ROL-5-role end date/time* are used to communicate the begin and end date and time of the attending doctor (or of the admitting, consulting, and/or

1675 referring doctor, as appropriate and as designated in *ROL-7-role code*). When segment ROL is used to communicate this information, field *ROL-2-action code* should be valued UP.

3.31.7.19.4 Expected actions

The receiver shall record the patient’s new attending doctor.

1680 The receiver shall report the result of this operation (success / error) in an acknowledgment message returned to the sender.

In case this Movement conflicts with the current situation of the patient (no active inpatient or outpatient encounter, or patient unknown) the message is discarded, but no error condition is raised. If the receiver does not support the Advanced Encounter Management Option of this transaction, it shall application-reject the message (see ITI TF-2x: C.2.3).

1685 **3.31.7.20 Cancel Change Attending Doctor – ADT^A55^ADT_A52**

3.31.7.20.1 Trigger Event

This message is sent by a Patient Encounter Supplier to cancel a previous notification to a Patient Encounter Consumer of a change to the patient’s attending doctor.

MSH-9 is valued **ADT^A55^ADT_A52**.

1690 **3.31.7.20.2 Message Static Definition**

Table 3.31-26: Static definition of message ADT^A55^ADT_A52

Segment	Meaning	Usage	Card.	HL7 chapter
MSH	Message Header	R	[1..1]	2
SFT	Software Segment	O	[0..*]	2
EVN	Event Type	R	[1..1]	2
PID	Patient Identification	R	[1..1]	3
PD1	Additional Demographics	O	[0..1]	3
PV1	Patient Visit	R	[1..1]	3
PV2	Patient Visit – Additional Info	O	[0..1]	3

3.31.7.20.3 Comments on segment usage

1695 Field *PVI-7-attending doctor* shall contain the patient’s attending doctor prior to the notification of change.

3.31.7.20.4 Expected actions

The receiver shall reset the patient’s attending doctor to the value in field *PVI-7-attending doctor*.

1700 The receiver shall report the result of this operation (success / error) in an acknowledgment message returned to the sender.

In case this Movement conflicts with the current situation of the patient (no active inpatient or outpatient encounter, or patient unknown) the message is discarded, but no error condition is raised.

1705 If the receiver does not support the Advanced Encounter Management Option of this transaction, it shall application-reject the message (see ITI TF-2x: C.2.3).

3.31.7.21 Patient Goes on a Leave of Absence – ADT^A21^ADT_A21

3.31.7.21.1 Trigger Event

This message is sent by a Patient Encounter Supplier to notify a Patient Encounter Consumer that a patient has left the healthcare institution temporarily.

1710 MSH-9 is valued ADT^A21^ADT_A21.

3.31.7.21.2 Message Static Definition

Table 3.31-27: Static definition of message ADT^A21^ADT_A21

Segment	Meaning	Usage	Card.	HL7 chapter
MSH	Message Header	R	[1..1]	2
SFT	Software Segment	O	[0..*]	2
EVN	Event Type	R	[1..1]	2
PID	Patient Identification	R	[1..1]	3
PD1	Additional Demographics	O	[0..1]	3
PV1	Patient Visit	R	[1..1]	3
PV2	Patient Visit – Additional Info	O	[0..1]	3
DB1	Disability Information	O	[0..*]	3
OBX	Observation/Result	O	[0..*]	7

3.31.7.21.3 Comments on segment usage

1715 Field *EVN-6-event occurred* shall contain the date and time that the patient actually left the institution. *PV2-47-expected LOA return* shall contain the date and time that the patient is expected to return from the leave of absence.

One or more OBX segments may be present to carry “permanent observations” such as the patient weight or height.

1720 **3.31.7.21.4 Expected actions**

The receiver shall record that the patient has left the institution on a leave of absence.

The receiver shall report the result of this operation (success / error) in an acknowledgment message returned to the sender.

1725 In case this Movement conflicts with the current situation of the patient (no active encounter, or patient unknown) the message is discarded, but no error condition is raised.

If the receiver does not support the Advanced Encounter Management Option of this transaction, it shall application-reject the message (see ITI TF-2x: C.2.3).

3.31.7.22 Cancel Leave of Absence for a Patient – ADT^A52^ADT_A52

3.31.7.22.1 Trigger Event

1730 This message is sent by a Patient Encounter Supplier to cancel a previous notification to a Patient Encounter Consumer that a patient had left the healthcare institution temporarily.

MSH-9 is valued **ADT^A52^ADT_A52**.

3.31.7.22.2 Message Static Definition

1735 **Table 3.31-28: Static definition of message ADT^A52^ADT_A52**

Segment	Meaning	Usage	Card.	HL7 chapter
MSH	Message Header	R	[1..1]	2
SFT	Software Segment	O	[0..*]	2
EVN	Event Type	R	[1..1]	2
PID	Patient Identification	R	[1..1]	3
PD1	Additional Demographics	O	[0..1]	3
PV1	Patient Visit	R	[1..1]	3
PV2	Patient Visit – Additional Info	O	[0..1]	3

3.31.7.22.3 Comments on segment usage

Field *EVN-6-event occurred* shall contain the date and time that the leave of absence was cancelled.

3.31.7.22.4 Expected actions

1740 The receiver shall cancel the patient’s leave of absence.

The receiver shall report the result of this operation (success / error) in an acknowledgment message returned to the sender.

1745 In case this Movement conflicts with the current situation of the patient (no leave of absence previously notified, or no active encounter, or patient unknown) the message is discarded, but no error condition is raised.

If the receiver does not support the Advanced Encounter Management Option of this transaction, it shall application-reject the message (see ITI TF-2x: C.2.3).

3.31.7.23 Patient Returns from a Leave of Absence – ADT^A22^ADT_A21

3.31.7.23.1 Trigger Event

1750 This message is sent by a Patient Encounter Supplier to notify a Patient Encounter Consumer that a patient has returned from a leave of absence.

MSH-9 is valued **ADT^A22^ADT_A21**.

3.31.7.23.2 Message Static Definition

1755

Table 3.31-29: Static definition of message ADT^A22^ADT_A21

Segment	Meaning	Usage	Card.	HL7 chapter
MSH	Message Header	R	[1..1]	2
SFT	Software Segment	O	[0..*]	2
EVN	Event Type	R	[1..1]	2
PID	Patient Identification	R	[1..1]	3
PD1	Additional Demographics	O	[0..1]	3
PV1	Patient Visit	R	[1..1]	3
PV2	Patient Visit – Additional Info	O	[0..1]	3
DB1	Disability Information	O	[0..*]	3
OBX	Observation/Result	O	[0..*]	7

3.31.7.23.3 Comments on segment usage

Field *EVN-6-event occurred* shall contain the date and time that the patient actually returned from the leave of absence. *PV2-47-expected LOA return* shall contain the date and time that the patient was expected to return from the leave of absence.

1760

One or more OBX segments may be present to carry “permanent observations” such as the patient weight or height.

3.31.7.23.4 Expected actions

The receiver shall record that the patient has returned from the leave of absence.

1765

The receiver shall report the result of this operation (success / error) in an acknowledgment message returned to the sender.

In case this Movement conflicts with the current situation of the patient (no leave of absence previously notified, or no active encounter, or patient unknown) the message is discarded, but no error condition is raised.

1770

If the receiver does not support the Advanced Encounter Management Option of this transaction, it shall application-reject the message (see ITI TF-2x: C.2.3).

3.31.7.24 Cancel Patient Return from a Leave of Absence – ADT^A53^ADT_A52

3.31.7.24.1 Trigger Event

1775

This message is sent by a Patient Encounter Supplier to cancel a previous notification to a Patient Encounter Consumer that a patient had returned from a leave of absence.

MSH-9 is valued **ADT^A53^ADT_A52**.

3.31.7.24.2 Message Static Definition**Table 3.31-30: Static definition of message ADT^A53^ADT_A52**

Segment	Meaning	Usage	Card.	HL7 chapter
MSH	Message Header	R	[1..1]	2
SFT	Software Segment	O	[0..*]	2
EVN	Event Type	R	[1..1]	2
PID	Patient Identification	R	[1..1]	3
PD1	Additional Demographics	O	[0..1]	3
PV1	Patient Visit	R	[1..1]	3
PV2	Patient Visit – Additional Info	O	[0..1]	3

1780 **3.31.7.24.3 Comments on segment usage**

Field *EVN-6-event occurred* shall contain the date and time that the return from leave of absence was cancelled. *PV2-47-expected LOA return* shall contain the date and time that the patient is expected to return from the leave of absence.

3.31.7.24.4 Expected actions

1785 The receiver shall cancel the patient's return from leave of absence.

The receiver shall report the result of this operation (success / error) in an acknowledgment message returned to the sender.

1790 In case this Movement conflicts with the current situation of the patient (no return from leave of absence previously notified, or no active encounter, or patient unknown) the message is discarded, but no error condition is raised.

If the receiver does not support the Advanced Encounter Management Option of this transaction, it shall application-reject the message (see ITI TF-2x: C.2.3).

3.31.7.25 Move account information – ADT^A44^ADT_A43**3.31.7.25.1 Trigger Event**

1795 This message is sent by a Patient Encounter Supplier to notify a Patient Encounter Consumer that an account previously associated with one patient is now associated with another patient.

MSH-9 is valued **ADT^A44^ADT_A43**.

3.31.7.25.2 Message Static Definition1800 **Table 3.31-31: Static definition of message ADT^A44^ADT_A43**

Segment	Meaning	Usage	Card.	HL7 chapter
MSH	Message Header	R	[1..1]	2
SFT	Software Segment	O	[0..*]	2

Segment	Meaning	Usage	Card.	HL7 chapter
EVN	Event Type	R	[1..1]	2
---	--- PATIENT begin	R	[1..*]	
PID	Patient Identification	R	[1..1]	3
PD1	Additional Demographics	O	[0..1]	3
MRG	Merge Information	R	[1..1]	3
---	--- PATIENT end			

3.31.7.25.3 Comments on segment usage

None.

3.31.7.25.4 Expected actions

1805 The receiver shall associate the account in *MRG-3-prior patient account number* with the patient in *PID-3-patient identifier list*, and shall remove associations of that account with the patient in *MRG-1-prior patient identifier list*.

The receiver shall report the result of this operation (success / error) in an acknowledgment message returned to the sender.

1810 In case this message conflicts with the current situation (account unknown or supplier patient unknown) the message is discarded, but no error condition is raised.

If the receiver does not support the Advanced Encounter Management Option of this transaction, it shall application-reject the message (see ITI TF-2x: C.2.3).

3.31.7.26 Patient Departing – Tracking (ADT^A09^ADT_A09)

3.31.7.26.1 Trigger Event

1815 This message is only used within the context of the “Temporary Patient Transfers Tracking” Option.

1820 This message is sent by a Patient Encounter Supplier to notify a Patient Encounter Consumer that a patient has departed a location without the patient’s official bed census location having changed. The HL7 standard describes three situations that qualify as non-census location changes: (a) patient tracking (i.e., pre-notification before an official transfer), (b) the patient is in transit between locations for some time, (c) a notification of temporary location change. This IHE transaction only uses the latter: notification of temporary location change.

MSH-9 is valued **ADT^A09^ADT_A09**.

3.31.7.26.2 Message Static Definition

1825

Table 3.31-32: Static definition of message ADT^A09^ADT_A09

Segment	Meaning	Usage	Card.	HL7 chapter
MSH	Message Header	R	[1..1]	2

Segment	Meaning	Usage	Card.	HL7 chapter
SFT	Software Segment	O	[0..*]	2
EVN	Event Type	R	[1..1]	2
PID	Patient Identification	R	[1..1]	3
PD1	Additional Demographics	O	[0..1]	3
PV1	Patient Visit	R	[1..1]	3
PV2	Patient Visit – Additional Info	O	[0..1]	3
DB1	Disability Information	O	[0..*]	3
OBX	Observation/Result	O	[0..*]	7
DG1	Diagnosis Information	O	[0..*]	6

3.31.7.26.3 Comments on segment usage

1830 If the patient has left for a non-temporary location (tracking), then field *PV1-3-patient location* shall contain the patient's new location and field *PV1-6-prior patient location* shall contain the patient's old location.

If the patient will be in transit for some time, then field *PV1-42-pending location* shall contain the new location and field *PV1-6-prior patient location* shall contain the patient's old location.

1835 If the patient is moving to a temporary location, then field *PV1-11-temporary location* shall contain the new temporary location. If the patient is moving from a temporary location, then field *PV1-43-prior temporary location* shall contain the old temporary location. If the patient is moving from a permanent location, then field *PV1-6-prior patient location* shall contain the old permanent location.

One or more OBX segments may be present to carry “permanent observations” such as the patient weight or height.

1840 Segment DG1 should be used to communicate diagnosis information only if it is necessary to communicate with a receiver that is using a version of HL7 prior to V2.5.

3.31.7.26.4 Expected actions

The receiver shall reset the patient's location to the value in field *PV1-11-temporary location*, field *PV1-42-pending location*, or field *PV1-3-patient location*, as appropriate.

1845 The receiver shall report the result of this operation (success / error) in an acknowledgment message returned to the sender.

In case this message conflicts with the current situation the message is discarded, but no error condition is raised.

1850 If the receiver does not support the Temporary Patient Location Tracking Option of this transaction, it shall application-reject the message (see ITI TF-2x: C.2.3).

3.31.7.27 Cancel Patient Departing – Tracking – ADT^A33^ADT_A21

3.31.7.27.1 Trigger Event

1855 This message is only used within the context of the “Temporary Patient Transfers Tracking” Option. This message is sent by a Patient Encounter Supplier to a Patient Encounter Consumer to cancel a previous notification (via trigger event A09) that a patient has departed a location without the patient’s official bed census location having changed.

MSH-9 is valued ADT^A33^ADT_A21.

3.31.7.27.2 Message Static Definition

1860 **Table 3.31-33: Static definition of message ADT^A33^ADT_A21**

Segment	Meaning	Usage	Card.	HL7 chapter
MSH	Message Header	R	[1..1]	2
SFT	Software Segment	O	[0..*]	2
EVN	Event Type	R	[1..1]	2
PID	Patient Identification	R	[1..1]	3
PD1	Additional Demographics	O	[0..1]	3
PV1	Patient Visit	R	[1..1]	3
PV2	Patient Visit – Additional Info	O	[0..1]	3
DB1	Disability Information	O	[0..*]	3
OBX	Observation/Result	O	[0..*]	7

3.31.7.27.3 Comments on segment usage

1865 If the patient was in a non-temporary location, then field *PV1-3-patient location* shall contain the patient’s location prior to the erroneous A09 event. If the patient was in a temporary location, then field *PV1-11-temporary location* shall contain the patient’s location prior to the erroneous A09 event.

One or more OBX segments may be present to carry “permanent observations” such as the patient weight or height.

3.31.7.27.4 Expected actions

1870 The receiver shall reset the patient’s location to the value in field *PV1-11-temporary location* or to the value in field *PV1-3-patient location*, as appropriate.

The receiver shall report the result of this operation (success / error) in an acknowledgment message returned to the sender.

In case this message conflicts with the current situation the message is discarded, but no error condition is raised.

1875 If the receiver does not support the Temporary Patient Location Tracking Option of this transaction, it shall application-reject the message (see ITI TF-2x: C.2.3).

3.31.7.28 Patient Arriving – Tracking – ADT^A10^ADT_A09**3.31.7.28.1 Trigger Event**

1880 This message is only used within the context of the “Temporary Patient Transfers Tracking” Option.

1885 This message is sent by a Patient Encounter Supplier to a Patient Encounter Consumer as a notification that a patient has arrived at a new location without the patient’s official bed census location having changed. The HL7 standard describes three varieties of these non-census location changes involving three different kinds of notification: (a) an unofficial notification of location change prior to the official notification of patient tracking, (b) the patient is in transit between locations for some time, (c) a notification of a temporary location change. This IHE transaction only uses the latter: notification of temporary location change.

MSH-9 is valued **ADT^A10^ADT_A09**.

3.31.7.28.2 Message Static Definition

1890

Table 3.31-34: Static definition of message ADT^A10^ADT_A09

Segment	Meaning	Usage	Card.	HL7 chapter
MSH	Message Header	R	[1..1]	2
SFT	Software Segment	O	[0..*]	2
EVN	Event Type	R	[1..1]	2
PID	Patient Identification	R	[1..1]	3
PD1	Additional Demographics	O	[0..1]	3
PV1	Patient Visit	R	[1..1]	3
PV2	Patient Visit – Additional Info	O	[0..1]	3
DB1	Disability Information	O	[0..*]	3
OBX	Observation/Result	O	[0..*]	7
DG1	Diagnosis Information	X	[0..0]	6

3.31.7.28.3 Comments on segment usage

1895 If the patient is arriving at a temporary location, field *PV1-11-temporary location* shall indicate this temporary location. If the patient is moving from one temporary location to another, then field *PV1-43-prior temporary location* may also be used.

If the patient is arriving at a permanent location from a temporary location, field *PV1-3-patient location* shall be used for the new location and field *PV1-43-prior temporary location* shall be used for the old location.

1900 One or more OBX segments may be present to carry “permanent observations” such as the patient weight or height.

3.31.7.28.4 Expected actions

The receiver shall update the patient's location to the value in field *PV1-11-temporary location* or to the value in field *PV1-3-patient location*, as appropriate.

1905 The receiver shall report the result of this operation (success / error) in an acknowledgment message returned to the sender.

In case this message conflicts with the current situation the message is discarded, but no error condition is raised.

If the receiver does not support the Temporary Patient Location Tracking Option of this transaction, it shall application-reject the message (see ITI TF-2x: C.2.3).

1910 **3.31.7.29 Cancel Patient Arriving – Tracking – ADT^A32^ADT_A21**

3.31.7.29.1 Trigger Event

1915 This message is sent by a Patient Encounter Supplier to a Patient Encounter Consumer to cancel a previous notification (via trigger event A10) that a patient arrived at a location without the patient's official bed census location having changed, as for example when the patient arrives at a diagnostic or treatment service.

MSH-9 is valued **ADT^A32^ADT_A21**.

3.31.7.29.2 Message Static Definition**Table 3.31-35: Static definition of message ADT^A32^ADT_A21**

Segment	Meaning	Usage	Card.	HL7 chapter
MSH	Message Header	R	[1..1]	2
SFT	Software Segment	O	[0..*]	2
EVN	Event Type	R	[1..1]	2
PID	Patient Identification	R	[1..1]	3
PD1	Additional Demographics	O	[0..1]	3
PV1	Patient Visit	R	[1..1]	3
PV2	Patient Visit – Additional Info	O	[0..1]	3
DB1	Disability Information	O	[0..*]	3
OBX	Observation/Result	O	[0..*]	7

1920 **3.31.7.29.3 Comments on segment usage**

1925 If the patient was in a non-temporary location, then field *PV1-3 - Assigned Patient Location* may contain (if known) the original patient location prior to the erroneous A10 (patient arriving-tracking) event. If the patient was in a temporary location, then field *PV1-11 - Temporary Location* may contain (if known) the original patient location prior to the erroneous A10 (patient arriving-tracking) event.

One or more OBX segments may be present to carry “permanent observations” such as the patient weight or height.

3.31.7.29.4 Expected actions

1930 If field *PV1-3 - Assigned Patient Location* is populated, the receiver shall reset the patient’s permanent location to the value contained in that field. If field *PV1-11 - Temporary Location* is populated, the receiver shall reset the patient’s permanent location to the value contained in that field.

The receiver shall report the result of this operation (success / error) in an acknowledgment message returned to the sender.

1935 In case this message conflicts with the current situation the message is discarded, but no error condition is raised.

If the receiver does not support the Temporary Patient Location Tracking Option of this transaction, it shall application-reject the message (see ITI TF-2x: C.2.3).

3.31.7.30 Update Patient Movement Information – ADT^Z99^ADT_A01

1940 3.31.7.30.1 Trigger Event

This message is only used within the context of the “Historic Movement Management” Option.

It is sent by a Patient Encounter Supplier to a Patient Encounter Consumer to communicate an update of a Movement, which can be the current Movement or a historic one.

MSH-9 is valued **ADT^Z99^ADT_A01**.

1945 3.31.7.30.2 Message Static Definition

Table 3.31-36: Static definition of message ADT^Z99^ADT_A01

Segment	Meaning	Usage	Card.	HL7 chapter
MSH	Message Header	R	[1..1]	2
SFT	Software Segment	O	[0..*]	2
EVN	Event Type	R	[1..1]	2
PID	Patient Identification	R	[1..1]	3
PD1	Additional Demographics	O	[0..1]	3
ROL	Role	O	[0..*]	15
NK1	Next of Kin / Associated Parties	O	[0..*]	3
PV1	Patient Visit	R	[1..1]	3
PV2	Patient Visit – Additional Info	O	[0..1]	3
ZBE	Movement segment	R	[1..1]	
ROL	Role	O	[0..*]	15
DB1	Disability Information	O	[0..*]	3
OBX	Observation/Result	O	[0..*]	7

Segment	Meaning	Usage	Card.	HL7 chapter
AL1	Allergy Information	O	[0..*]	3
DG1	Diagnosis Information	O	[0..*]	6
DRG	Diagnosis Related Group	O	[0..1]	6
---	--- PROCEDURE begin	O	[0..*]	
PR1	Procedures	R	[1..1]	6
ROL	Role	O	[0..*]	15
---	--- PROCEDURE end			
GT1	Guarantor	O	[0..*]	6
---	--- INSURANCE begin	O	[0..*]	
IN1	Insurance	R	[1..1]	6
IN2	Insurance Additional Info.	O	[0..1]	6
IN3	Insurance Additional Info - Cert.	O	[0..1]	6
ROL	Role	O	[0..*]	15
---	--- INSURANCE end			
ACC	Accident Information	O	[0..1]	6
UB1	Universal Bill Information	O	[0..1]	6
UB2	Universal Bill 92 Information	O	[0..1]	6
PDA	Patient Death and Autopsy	O	[0..1]	3

3.31.7.30.3 Comments on segment usage

1950 The ZBE segment is mandatory in this message. See the description of this segment in ITI TF-2b: 3.31.6.1.

3.31.7.30.4 Expected actions

Otherwise, the receiver shall update the Movement in its database, and shall report the result of this operation (success / error) in an acknowledgment message returned to the sender.

1955 If the receiver does not know the Movement to be updated (identified by ZBE-3 in the ZBE segment), it discards the message and raises an error condition.

A receiver not supporting the Historic Movement Management Option shall application-reject the message (see ITI TF-2x: C.2.3).

3.31.7.31 Merge two patients - ADT^A40^ADT_A39

3.31.7.31.1 Trigger Event

1960 The Patient Encounter Supplier notifies the merge of records for a patient that was incorrectly filed under two different identifiers. This message is only used to merge two patient identifiers of the same type, or two lists of patient identifiers, it is not supposed to update other patient demographics information. The A08 trigger event should be used for this purpose.

MSH-9 is valued **ADT^A40^ADT_A39**.

1965 **3.31.7.31.2 Message Static Definition****Table 3.31-37: Static definition of message ADT^Z40^ADT_A39**

Segment	Meaning	Usage	Card.	HL7 chapter
MSH	Message Header	R	[1..1]	2
SFT	Software Segment	O	[0..*]	2
EVN	Event Type	R	[1..1]	2
---	--- PATIENT begin	R	[1..1]	
PID	Patient Identification	R	[1..1]	3
PD1	Additional Demographics	O	[0..1]	3
MRG	Merge Information	R	[1..1]	3
PV1	Patient Visit	X	[0..0]	3

3.31.7.31.3 Comments on segment usage

1970 This transaction makes unrepeatable the PATIENT segment group: The message can communicate only one merge operation for one patient.

The “incorrect supplier identifier” identified in the MRG segment (*MRG-1-Prior Patient Identifier List*) is to be merged with the required “correct target identifier” of the same “identifier type code” component identified in the PID segment (*PID-3-Patient Identifier List*). The “incorrect supplier identifier” would then logically never be referenced in future transactions.

1975 The PV1 segment is not supported by IHE in this message.

3.31.7.31.4 Expected actions

The receiver shall merge the two patients in its data base, and shall report the result of this operation (success / error) in an acknowledgment message returned to the sender.

1980 If the receiver does not recognize the target patient identifiers, it shall perform a Change Patient Identifier List instead of a Merge.

If the receiver does not recognize the supplier patient identifiers to be merged, it shall take no action. This situation is not an error.

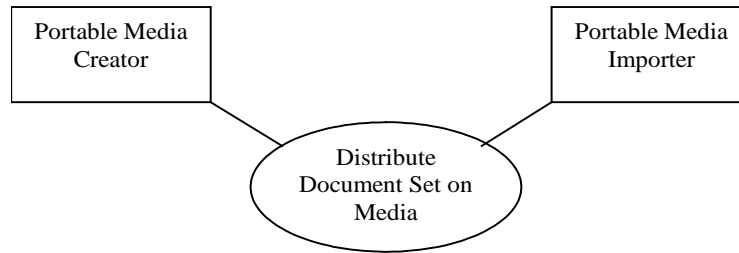
3.32 Distribute Document Set on Media

1985 This section corresponds to Transaction ITI-32 of the IHE IT Infrastructure Technical Framework. Transaction ITI-32 is used by the Portable Media Creator to create the media content and by Portable Media Importer to read the media content.

3.32.1 Scope

1990 In the Distribute Document Set on Media transaction the Portable Media Creator sends information to media reading actors by means of Interchange Media where it stores the information.

3.32.2 Use Case Roles



Actor: Portable Media Creator

Role: Assemble the media content and store it on the media to be distributed.

1995 **Actor:** Portable Media Importer

Role: Read the Document Submission Set content of distributed media in order to access the document(s) and the relevant metadata and perform import of the documents on the media.

3.32.3 Referenced Standard

ITI TF-3: 4 Metadata used in Document Sharing profiles

2000 DICOM PS 3.10 Media Storage and File Format for Data Interchange (DICOM file format). <http://dicom.nema.org/>


DICOM PS 3.12 Media Formats and Physical Media for Data Interchange, Annex F - 120mm CD-R media, Annex R - USB Connected Removable Devices, Annex V - ZIP File Over Media, and Annex W - Email Media. <http://dicom.nema.org/>

2005 XHTML™ 1.0 The Extensible HyperText Markup Language (Second Edition). A Reformulation of HTML 4 in XML 1.0. W3C Recommendation 26 January 2000, revised 1 August 2002. <http://www.w3.org/TR/xhtml1>.

XHTML™ Basic. W3C Recommendation 19 December 2000. <http://www.w3.org/TR/xhtml-basic>.

2010 MDN: RFC 3798 Message Disposition Notification. <http://www.rfc-editor.org/rfc/rfc3798.txt>

3.32.4 Interaction Diagram



3.32.4.1 Distribute Document Set on Media

2015 This transaction defines the interchange of XDS document submission sets on media. It specifies the requirements for a directory structure, and the physical media where stored.

The file directory structure restrictions and file organization are specified below. These are based on industry standard file systems with restrictions chosen based on experience with demonstrated interoperability in the field of reliable exchange. These are defined in Part 10 of the DICOM standard and summarized below.

2020 The media that are supported are:

- 2025 • CD-R media. The physical media specification used for the storage on CD-R is a restricted subset of the widely used CD-R media. The restrictions were chosen to ensure interoperability and media reliability. The standard directory and file structure can be recorded to the CD-R media by widely available software, but this software must be set to comply with the interoperability restrictions on recording format. This media specification relies on the healthcare experience gained by CD-R media widely used in radiology and cardiology. It is defined by Annex F in Part 12 of the DICOM standard and is also used in the IHE Radiology PDI Profile for the interchange of images,
 - 2030 • USB Removable Devices. This media specification encompasses a wide range of USB connected flash media, removable storage devices, etc. The standard directory and file structure can be recorded onto any of these media by any system that supports the USB Removable Device type defined by the USB Implementers Forum. This specification is defined in Annex R in Part 12 of the DICOM standard.
 - 2035 • Email transport of ZIP files. This media specification defines the encoding of the directory and file structure as an ordinary ZIP file (maintaining the directory structure) and attaches that ZIP file to an email message. Some additional constraints are added to the email message header to facilitate recognizing the message. This specification is defined in the annexes to part 12 of the DICOM standard called: ZIP File Media and Email media. The ZIP over Email Response Option enables the Portable Media Importer to send an acknowledgment message to the Portable Media Importer.
- 2040

3.32.4.1.1 Trigger Events

The user at the Portable Media Creator wishes to transport information by the creation and transport of interchange media. The Portable Media Creator assembles the Interchange Media content and stores it on the media.

2045 If the ZIP over Email Response Option is supported, the Portable Media Importer shall detect whether the Import was successful or not.

3.32.4.1.2 Message Semantics

The message semantics of this transaction are described in terms of content specifications for the media.

2050 The Portable Media Creator shall be able to include one or multiple Submission Set(s), including document(s) and associated metadata. Additionally it shall include a **README.TXT** file and an

INDEX.HTM and associated files for use to display the media content using a simple browser. It may include other files and directories that the Portable Media Importer will ignore.

3.32.4.1.2.1 Media File system and File Naming Restrictions


2055 The following restrictions are needed to ensure broad interoperability:

- Strict ISO 9660 Level 1 compliance for filenames and directories, even on non-CDR media.
- Strict ISO 9660 Level 1 compliance for recording methods on CDR media. This means no packet writing.
- 2060 • Filenames should not be in lower case, nor have lower case equivalent file names encoded as Joliet or Rock Ridge extensions to the ISO 9660 file system.
- Only file and folder names referenced by the DICOMDIR file are restricted to 8 characters with no extension. Specifically, it is not permitted to name DICOM files based on their SOP Instance UID, since that would exceed the 8 character limit and use the illegal period character, and it is not permitted to add a “.dcm” extension or similar.

2065

Note: Refer to RAD TF-3: Appendix E of the IHE Radiology Technical Framework for a reference to common implementation misinterpretations and/or errors that are detrimental to interoperability.

3.32.4.1.2.2 Content Organization Overview



2070

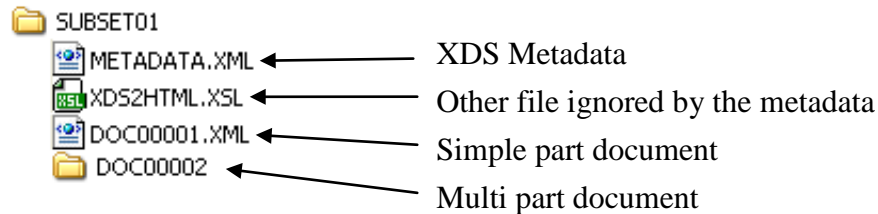
Figure 3.32.4.1-1: General structure of the media

The media shall contain at the “root” directory level, as shown in the figure above:

- An IHE_XDM directory.
- 2075 • Two files for helping to access the content of the media: *README.TXT* and *INDEX.HTM*
- An Autorun file or equivalent shall not be present in the root directory. Executable files may be present, but shall not be configured to start automatically.

As shown in the figure above, the *IHE_XDM* directory shall contain one sub-directory per submission set included on the media.

2080 There may be other files present on the media for other purposes, (e.g., use in compliance with the IHE Radiology PDI Profile). The presence or absence of these files shall not affect performance of this transaction.

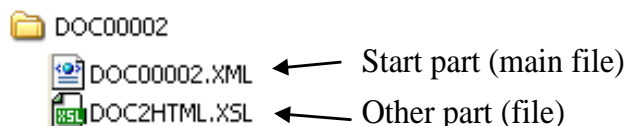


2085 **Figure 3.32.4.1-2: Structure of a submission set directory on the media**

As shown on the figure above, each submission set directory shall contain:

- 2090 • A *METADATA.XML* file containing the XDS Registry metadata, as described in ITI TF-3: 4.3.1.2.2. This shall include the metadata as specified in ITI TF-3: Table 4.3.1.1-3 Metadata Attribute Optionality. This may include XDSFolder objects, associations, and other metadata contents. There is no relationship between an XDSFolder and a media directory, although some people do call media directories “folders”. The metadata for the submission set shall include unique and different submissionTime.
- 2095 • One file for each “simple part” document referenced in the metadata as an XSDSDocumentEntry
- One sub-directory for each “multipart” document referenced in the metadata as an XSDSDocumentEntry (see ITI TF-3: Table 4.2.3.2-1, attribute mimeType set to “multipart/related”)
- Potentially other files and directories that are ignored by the Portable Media Importer

2100 The “multipart” document shall be structured as one sub-directory containing all the parts as file, including the “start” part corresponding to the main file to be open by the “multipart” document viewer. An example of “multipart” document is shown in Figure 3.32.4.1-3.



2105 **Figure 3.32.4.1-3: Structure on the media of a directory which is functionally equivalent to a “XDS multipart document”**

2110 The URI element of the metadata describing a file that is present on this media shall point to the file containing the document, through a relative URL which corresponds to the file name for simple part document and to the concatenation of the sub-directory and the main file name for

“multipart” document (e.g., DOC00002/DOC00002.XML). Note that in cases where the files are not located within this media directory for the Submission Set, it is possible that the relative URL may begin with “../” so that a single copy the document can be present for multiple purposes.

2115 In Figure 3.32.4.1-2, the METADATA.XML file of the Submission Set stored in the SUBSET01 directory will contain many XSDDocumentEntry objects having their elements set as follows (see ITI TF-3: Table 4.1-5, URI attribute for details):

```
<ExtrinsicObject id="Document1" mimeType="text/xml"... (with URI set to "DOC00001.XML")
<ExtrinsicObject id="Document2" mimeType="text/xml"... (with URI set to "DOC00002/DOC00002.XML")
```

2120 The file named *INDEX.HTM* in the root directory shall be encoded in compliance with the XHTML Basic recommendation from W3C. It may contain a description of the submission sets, including especially:

- Patient ID and demographics
- Source Facility information

2125 Note: XDM Distribute Document Set on Media Transaction does not require that all the submission sets included in the media are relative to the same patient.

It may also describe other content which is on the media, including the means to launch any executable that may be present on the media.

There shall also be a *README.TXT* file located in the root directory that shall contain:

- 2130
- Contact information regarding the Institution that created the media.
 - Information regarding the Application that created the media.
 - Name of the product application and software version
 - Contact information of the vendor of the application that created the media
 - General information about the overall organization of the interchange media. This is not intended to be specific to the content stored on this instance of interchange media, which if necessary should be placed in the *INDEX.HTM* file.
- 2135
- Information regarding the Media Viewer application (if a Media Viewer is contained)
 - Operating system(s) supported
 - Name of the product application and software version
- 2140
- Contact information of vendor that provided the Media Viewer application
 - Disclaimer statement about the intended usage of the application
 - List of minimum requirements
 - Additional information regarding the usage of the application

2145 Note that generally the *README.TXT* file is independent of the clinical content of the media, i.e., the same *README.TXT* may be included on all media created by that application at that

institution. Experience has shown that this kind of *README.TXT* file is very valuable for resolving problems.

2150 In addition, if the Portable Media Creator implements support for the Web Content Option of the PDI Profile then the *INDEX.HTM* file must meet the requirements of the PDI Profile Web Content Option.

The *INDEX.HTM* file located in the root directory shall contain:

- An informative header containing:
- Identification of the institution that created the interchange media
- 2155 • Optionally, a disclaimer statement about privacy/security from the institution that created the interchange media
- a link to an entry point for accessing the web content of the IHE_PDI directory
- a link to the *README.TXT* file
- a link to additional non-constrained data (if it exists)
- 2160 • a manifest which lists the data that can be imported by a Portable Media Importer Actor. (i.e., all DICOM content on the media)
- a manifest which lists any patient-related data contained on the CD that cannot be imported (i.e., additional non-constrained content that doesn't have an importable DICOM equivalent on the media).
- a link to a launch point for a DICOM viewer, if present on the interchange media

2165 **3.32.4.1.2.3 Response message**

If the ZIP over Email Response Option is supported and a response was requested, the Portable Media Importer shall send a response, based on the [MDN] mechanism, depending of the success of the Import operation:

- Success: the MDN “disposition-type” field is set to “displayed”
- 2170 • Error: the MDN “disposition-type” field is set to “deleted” and the MDN “disposition-modifier” is set to “Error: xxxx” where “xxxx” is the text detailing the error.

Note 1: Older implementations of MDN might use “processed” instead of “display”. The current RFC has removed this option but Portable Media Creator should be prepared to receive it. If they receive it, they have to look in the error field to see whether there is an error.

2175 Note 2: The general mechanism for use of eMail is described in ITI TF-2x: Appendix T (Informative)

3.32.4.1.3 Media Identification

The Portable Media Creator Actor may add a human-readable identification on the outside of the physical medium, reflecting the originating institution, the time of the creation and content of the media. The method of media marking is outside the scope of this transaction.

2180 If the ZIP over Email Response Option is supported, Portable Media Creator shall be configurable to include in its message header the request for a response:

- “Disposition-Notification-To:”, followed by the email address to which Portable Media Importer shall send the response

2185 Then, the Portable Media Importer shall acknowledge this operation by sending a MDN response to the email address included in the message.

And finally, the Portable Media Creator shall consider that the import is successful unless:

- the disposition-modifier contains the word “error” or “failure”, case insensitive.

Note: This transaction does not specify how errors should be processed because the variety of appropriate responses is too great.

2190 If the ZIP over Email Option is supported, the subject line of the email shall contain the phrase:

- XDM/1.0/DDM

Note: In case the same Email complies also with the DICOM Email, it is recommended that the subject contains the phrase: XDM/1.0/DDM+DICOM-ZIP

3.32.4.1.4 Expected Actions

2195 The Portable Media Importer shall verify the integrity of the media by comparing their size and hash with the value of the corresponding entries in the METADATA.XML file of the relevant submission set directory. Mismatching documents shall be indicated to the user. Media faults shall be indicated to the user.

2200 If the XDM Portable Media Importer is grouped with a Content Consumer of one or more IHE Content Profiles, that actor is able to perform its processing on the documents it is designed to support.

Note: This awkward phrasing means that ability to process data on portable media is described by saying that the processing actor is grouped with a Portable Media Importer Actor.

3.32.4.1.4.1 Basic Patient Privacy Enforcement Option

2205 If the Basic Patient Privacy Enforcement Option is implemented:

1. The Portable Media Creator Actor shall populate the confidentialityCode in the document metadata with the list of values that identify the sensitivity classifications that apply to the associated document. All documents submitted shall have confidentiality codes. The confidentiality codes for different documents in the same submission may be different.
2. The Portable Media Creator Actor shall be able to be configured with the Patient Privacy Policies, Patient Privacy Policy Identifiers (OIDs) and associated information necessary to understand and enforce the policies. The details of this are product specific and not specified by IHE.
- 2215 3. The Portable Media Creator Actor may have user interface or business rule capabilities to determine the appropriate confidentiality codes for each document. The details of this are product specific and not specified by IHE.
4. The Portable Media Importer Actor shall be able to be configured with the Patient Privacy Policies, Patient Privacy Policy Identifiers (OIDs) and associated information

- 2220 necessary to understand and enforce the policies. The meanings of the codes on the media must be provided out of band, e.g., by telephone, fax, or email. The detail of how this is done is product specific and not specified by IHE. If the documents are transferred internally within the organization or to other members of the recipient's affinity domain, appropriate internal confidentiality codes shall be applied.
- 2225 5. The Portable Media Creator Actor shall be able to publish the consent documents and any applicable digital signatures that apply to the collection of content that it has created on portable media.
6. The Portable Media Importer Actor shall have the ability to coerce the confidentiality code in the metadata associated with the document from the codes used by the Exporter to the codes used by the Importer.
- 2230 The Portable Media Importer Actor shall abide by the XDS Affinity Domain Policies represented by the confidentialityCode in the metadata associated with the document. The Portable Media Creator Actor likely will have user access controls or business rule capabilities to determine the details of how confidentiality codes apply to query results. The details of this are product specific and not specified by IHE. These rules shall reduce the query results to only those that are
- 2235 appropriate to the current situation for that actor and user.

3.32.4.1.5 Security considerations

In the case of physical media, encryption of the CD-R or USB shall not be used.

- 2240 If the ZIP over Email Option is supported, the transaction shall be secured by S/MIME (see IHE ATNA) and comply with the security process as defined in the DICOM Part 15 Appendix (Secure Use of ZIP File Media over Email). The security process requires the use of S/MIME to both encrypt and sign the message. The encryption is used to maintain confidentiality during the transport. The signature is used to maintain integrity during transport and indicates that the sender is authorized to send the message.

- 2245 Portable Media Creators that create media shall generate one or more ATNA “Export” events into the audit trail to describe the media creation event. These events shall describe each submission set and/or study that is exported.

Portable Media Importers that import media shall generate one or more ATNA “Import” events into the audit trail to describe the media import event. These events shall describe each submission set and/or study that is imported.

- 2250 Note: It is easy to build a partial implementation of actors in the XDM Profile that lack the auditing capability. For example, a person can manually create media that comply with the requirements of the XDM media. It is possible that the manual process omits the generation of audit records for their activity. This would not be a compliant or complete implementation of the actors, but it is easy to make this kind of mistake.

- 2255 The Portable Media Importer shall check the hash value and size as found in the XDS metadata to detect corruption within the metadata or media. The Portable Media Importer shall notify the user if any errors are detected.

3.33 Intentionally Left Blank

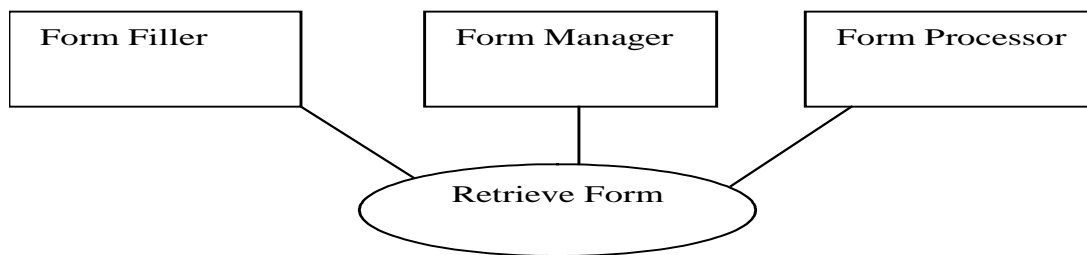
3.34 Retrieve Form

2260 This section corresponds to Transaction ITI-34 of the IHE IT Infrastructure Technical Framework. Transaction ITI-34 is used by the Form Filler and Form Manager or Form Processor actors.

3.34.1 Scope

2265 This transaction involves a Form Filler requesting a form from a Form Manager or Form Processor. The Form Filler has a formID, and possibly additional workflow information, obtained by a means that is outside the scope of this transaction. The Form Filler may also provide a form instance id to reference a previously submitted form. The Form Manager or Form Processor will return a form or URL corresponding to the given formID, and optionally a form instance id, or else it returns an error response. Forms are defined and constrained below by the
2270 format options.

3.34.2 Use Case Roles



Actor: Form Filler

Role: A forms display and editing system capable of allowing form fields to be completed.

2275 **Actor:** Form Manager

Role: A system that provides forms based upon requests that provide specific formIDs, and optionally additional work flow data. . Form data is submitted to a Form Receiver.

Actor: Form Processor

2280 **Role:** A system that provides forms based upon requests that provide specific formIDs, and optionally additional work flow data. Form data from this actor shall be submitted back to itself.

3.34.3 Referenced Standards

Implementors of this transaction shall comply with all requirements described in ITI TF-2x: Appendix V: Web Services for IHE Transactions.

2285 IETF RFC1738, Uniform Resource Locators (URL), December 1994,
<http://www.faqs.org/rfcs/rfc1738.html>

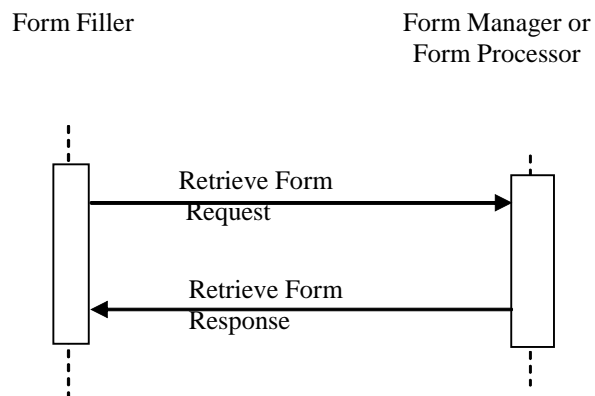
IETF RFC2616 HyperText Transfer Protocol HTTP/1.1

Extensible Markup Language (XML) 1.0 (Second Edition). W3C Recommendation 6 October 2000. <http://www.w3.org/TR/REC-xml>.

ITI TF-2x: Appendix V Web Services for IHE Transactions

- 2290 XForms 1.1, W3C Working Draft. <http://www.w3.org/TR/2004/WD-xforms11-20041115/>
XHTML™ 1.0 The Extensible HyperText Markup Language (Second Edition). A Reformulation of HTML 4 in XML 1.0. W3C Recommendation 26 January 2000, revised 1 August 2002. <http://www.w3.org/TR/xhtml1>.
XHTML™ Basic. W3C Recommendation 19 December 2000. <http://www.w3.org/TR/xhtml-basic>.
2295 <http://www.w3.org/TR/xhtml-basic>

3.34.4 Interaction Diagram



2300 3.34.4.1 Retrieve Form Request

Retrieve Form involves a Form Filler requesting a form from a Form Manager or Form Processor. The Form Filler shall supply workflow data and prepopulation data. The Form Filler may also supply a form instance id.

- 2305 The Retrieve Form Request shall provide an archiveURL value, as a nil value or as a URL pointing to a Form Archiver Actor. See ITI TF-2b: 3.34.4.1.2 for details.

The Form Filler requests that Form Filler or Form Processor use context information in the selection and/or creation of the returned form by supplying the prepopData argument with well-formed xml representing the Form Filler context. Specification of the prepopData schema is left to content profiles. This value may be nil.

- 2310 The Form Filler supplies any additional workflow information to be used in the selection and/or creation of the form using the context element of the workflowData parameter. Specification of this context element is left to content profiles.

The response to a Retrieve Form Request returns the form, or reference to a form, and may return a form instance id.

2315 **3.34.4.1.1 Trigger Events**

The Form Filler, based upon human decision or application of a rule for automatic operation, requests a form hosted by a Form Manager or Form Processor.

3.34.4.1.2 Message Semantics

2320 Implementors of this transaction shall comply with all requirements described in ITI TF-2x: Appendix V: Web Services for IHE Transactions. The following parameters are specified for this transaction.

Parameter Name	REQ	Description	Value
prepopData	R	The xml context information supplied by a Form Filler for use in pre-populating form fields	This value shall be nil or a well-formed xml document.
workflowData	R	The xml representation of workflow specific values.	This value is a well-formed xml document.as defined below.
formID	R	The identifier of a form.	A string identifying the form
encodedResponse	R	Tells the Form Manager whether or not to return an encoded response	{true,false}
archiveURL	R	Tells the Form Manager whether or not the Form Filler is exercising the Archive Option	the URL of any Form Filler identified Form Archiver or the null string
context	R	The xml specifics of workflow context	Defined by content profiles; may be nil
instanceID	R	An id value of a previously submitted instance of data.	A string identifying an instance of previously submitted data; may be nil.

2325 The contents of the prepopData parameter is defined in a prepopData schema specified by IHE content profiles. When there is no prepopData the attribute xsi:nil shall be set to “true” (see the support materials).

The content of workflowData parameter shall minimally be:

```
2330 <workflowData>
    <formID>a String identifying the form</formID>
    <encodedResponse>>false</encodedResponse>
    <archiveURL />
    <context/>
    <instanceID/>
</workflowData>
```

2335 See the schema provided with the support materials (ftp://ftp.ihe.net/TF_Implementation_Material/ITI/). The workflowData may be extended by IHE content profiles with further definition of the <context> element.

3.34.4.1.3 Expected Actions

2340 Upon receipt of the Retrieve Form request, the Form Manager or Form Processor shall parse the request and shall return the requested response in the RetrieveFormResponse element, or errors

with SOAP Faults. The Form Manager shall return the form or URL based on the values of: a) the encodedResponse; b) the formID; c) any additional workflowData; d) the optionally supplied instanceID.

2345 If encodedResponse is 'true', then the response from the Form Manager or Form Processor shall be either a Structured (XML) or Unstructured (non-XML) element. When the encodedResponse parameter is 'true', all anchor addresses that are not fragment identifiers shall be composed of absolute URIs.

2350 If encodedResponse is 'false', then the response from the Form Manager or Form Processor shall be a URL element that can be used directly by a web browser for retrieval and operation of the form.

The Form Manager or Form Processor may assign and return a value for a form instanceID.

2355 When the Form Filler provides a valid URL in the archiveURL parameter of the request, the Form Manager or Form Processor shall return a form that shall perform an Archive Form transaction upon form submission, in addition to any predefined actions associated with the form submission. As shown in ITI TF-2b: 3.36 Archive Form, this additional archival transaction is between Form Filler and Form Archiver actors.

2360 When the Form Filler supplies data in the prepopData parameter, the Form Manager or Form Processor may use this information to determine the form to be returned and to pre-populate the fields of the form. The exact use of the prepopData, and the structure, is deferred to the publication of an IHE content profile.

The Form Manager or Form Processor shall use the values within the workflowData parameter, as well as the optionally supplied instanceID, to determine the form to be returned and to pre-populate the fields of the form.

2365 The value of the formID has been previously assigned by the Form Manager or Form Processor to identify a form to be returned to the Form Filler using one of the named format options. A Form Manager or Form Processor may support multiple named options, but for each formID there is only one named option that is supported.

2370 The Form Manager or Form Processor shall use the SOAP Faults defined in Table 3.34.4.1.3-1 when appropriate. Form Fillers shall be capable of accepting other values beyond the ones specified here.

Table 3.34.4.1.3-1: SOAP Faults

Description of error	Code	Reason Text
There is missing information, such as no formID	Sender	Required Information Missing
No form is available	Sender	Unknown formID

An example of a SOAP Fault is:

2375

```
<env:Envelope xmlns:env="http://www.w3.org/2003/05/soap-envelope"
  xmlns:xml="http://www.w3.org/XML/1998/namespace">
  <env:Body>
```

2380

```

<env:Fault>
  <env:Code>
    <env:Value>env:Sender</env:Value>
  </env:Code>
  <env:Reason>
    <env:Text xml:lang="en">Required Information Missing</env:Text>
  </env:Reason>
</env:Fault>
</env:Body>
</env:Envelope>
    
```

2385

3.34.4.1.4 Security Considerations

2390

As noted in the mitigations section of ITI TF-1: 17.5 Security Considerations, endpoints are free to implement TLS as needed for additional privacy and protection. Content Profiles, based upon the nature of the data, may need to require use of ATNA.

3.34.4.2 Retrieve Form Response

3.34.4.2.1 Trigger Events

2395

This message is triggered by a Form Manager or Form Processor Actor responding to a Retrieve Form request.

3.34.4.2.2 Message Semantics

The form or URL is returned.

The following parameters are specified for the response of this transaction

Element Name	REQ	Description	Constraints
form	R	The xml element container for the form. The form element Shall contain one of: {Structured, Unstructured, URL} and may also contain an instanceID.	An element of type urn:ihe:iti:rfd:2007:formDataType, thus it has only child elements and no value.
form/Structured	O [Note 1]	The xml element container for the return of encoded, structured form content.	xs:any This element may be further constrained by content profiles. May only be present when the Form Request has encodedResponse value of true.
form/Unstructured	O [Note 1]	The xml element container for the return of encoded, unstructured, base64 encoded form content.	xs:base64Binary This element may be further constrained by content profiles. May only be present when the Form Request has encodedResponse value of true.
form/URL	O [Note 2]	The xml element container for the return of a pointer to the form.	xs:anyURI Required when the Form Request has encodedResponse value of false.

Element Name	REQ	Description	Constraints
form/instanceID	O	The xml element containing the value of a form instance	xs:string
contentType	R	Has no meaning when the Form Request encodedResponse value is false.	xs:string Required; may be nil. The value may be constrained by content profiles.
responseCode	R	Not defined.	xs:string Required; may be nil The value may be constrained by content profiles.

2400 **Note 1:** When the Form Request has encodedResponse value of true, then one of the two fields is required, and the URL field is forbidden.

Note 2: When the Form Request has encodedResponse value of false, then the URL field is required, and Structured and Unstructured are forbidden.

3.34.4.2.3 Expected Actions

2405 The Form Filler shall retrieve from the URLvalue returned if the Retrieve Form encodedResponse value was false.

Regardless of the Retrieve Form encodedResponse value, the Form Filler may fill any form fields needed for form submission, and may display the form for user interaction.

3.34.4.2.3.1 XHTML Handling

2410 A Form Manager or Form Processor shall return a form. If the form is returned as a URL, because encodedResponse is false on the request, the form shall be formatted as XHTML using XHTML Basic and W3C HTML Compatibility Guidelines provided in the Appendix C of the W3C XHTML 1.0 Recommendation. If the form is returned as Structured content, it shall be capable of being transformed into XHTML. In all cases, the returned form shall support the Submit and all required Archive transactions.

2415 3.34.4.2.3.2 XForm Option

2420 A Form Manager or Form Processor that supports the XForms Option shall additionally be capable of returning a form, whether returned as the response or referenced by a returned URL, that conforms to XForms 1.1. The host language for the XForm shall be XHTML Basic according to the W3C HTML Compatibility Guidelines provided in the Appendix C of the W3C XHTML 1.0 Recommendation. The returned form shall support the Submit and all required Archive transactions.

3.34.5 Protocol Requirements

The Retrieve Form request and response shall be transmitted using Synchronous Web Services Exchange, according to the requirements specified in ITI TF-2x: Appendix V.

2425 The Retrieve Form transaction shall use SOAP 1.2.

WSDL Namespace Definitions

ihe	urn:ihe:iti:rfd:2007
soap12	http://schemas.xmlsoap.org/wsdl/soap12/
wsaw	http://www.w3.org/2005/08/addressing
xsd	http://www.w3.org/2001/XMLSchema

These are the requirements for the Retrieve Form transaction presented in the order in which they would appear in the WSDL definition:

- 2430
- The following types shall be imported (xds:import) in the /definitions/types section:
 - Namespace="urn:ihe:iti:rfd:2007", schema="RFD.xsd"
 - The /definitions/message/part/@element attribute of the Retrieve Form Request message shall be defined as: "ihe:RetrieveFormRequest"
 - The /definitions/message/part/@element attribute of the Retrieve Form Response message shall be defined as: "ihe:RetrieveFormResponse"
- 2435
- The /definitions/portType/operation/input/@wsaw:Action attribute for the Retrieve Form Request message shall be defined as "urn:ihe:iti:2007:RetrieveForm"
 - The /definitions/portType/operation/output/@wsaw:Action attribute for the Retrieve Form Response message shall be defined as: "urn:ihe:iti:2007:RetrieveFormResponse"
- 2440
- The /definitions/binding/operation/soap12:operation/@soapAction attribute shall be defined as "urn:ihe:iti:2007:RetrieveForm"

These are the requirements that affect the wire format of the SOAP message. The other WSDL properties are only used within the WSDL definition and do not affect interoperability. Full sample request and response messages are in ITI TF-2b: 3.34.5.1 Sample SOAP Messages.

- 2445
- For informative WSDL for the Form Manager see ITI TF-2x: Appendix W. A full XML Schema Document for the RFD types is available online on the IHE FTP site (ftp://ftp.ihe.net/TF_Implementation_Material/ITI/).

3.34.5.1 Sample SOAP Messages

- 2450
- The samples in the following two sections show a typical SOAP request and its relative SOAP response. The sample messages also show the WS-Addressing headers <Action/>, <MessageID/>, .; these WS-Addressing headers are populated according to ITI TF-2x: Appendix V: Web Services for IHE Transactions. Some of the body of the SOAP message is omitted for brevity.

3.34.5.1.1 Sample Retrieve Form SOAP Request

- 2455
- ```
<soap:Envelope xmlns:soap="http://www.w3.org/2003/05/soap-envelope"
xmlns:xsi="http://www.w3.org/2001/XMLSchema-instance"
xmlns:xsd="http://www.w3.org/2001/XMLSchema">
 <soap:Header>
```

```

2460 <wsa:To>http://localhost:4040/axis2/services/someservice</wsa:To>
 <wsa:MessageID>urn:uuid:76A2C3D9BCD3AECFF31217932910053</wsa:MessageID>
 <wsa:Action soap:mustUnderstand="1">urn:ihe:iti:
2007:RetrieveForm</wsa:Action>
 </soap:Header>
 <soap:Body>
2465 <RetrieveFormRequest xmlns="urn:ihe:iti:rfd:2007">
 <prepopData>...some xml content...</prepopdata>
 <workflowData>
2470 <formID>1</formID>
 <encodedResponse>>false</encodedResponse>
 <archiveURL />
 <context />
 <instanceID />
 </workflowData>
 </RetrieveFormRequest>
2475 </soap:Body>
 </soap:Envelope>

```

### 3.34.5.1.2 Sample Retrieve Form SOAP Response

```

2480 <soap:Envelope xmlns:soap="http://www.w3.org/2003/05/soap-envelope"
 xmlns:xsi="http://www.w3.org/2001/XMLSchema-instance"
 xmlns:xsd="http://www.w3.org/2001/XMLSchema">
 <soap:Header>
 <wsa:To>http://localhost:4040/axis2/services/someservice</wsa:To>
2485 <wsa:MessageID>urn:uuid:76A2C3D9BCD3AECFF31217932910053</wsa:MessageID>
 <wsa:Action soap:mustUnderstand="1">urn:ihe:iti:
2007:RetrieveFormResponse</wsa:Action>
 </soap:Header>
 <soap:Body>
2490 <RetrieveFormResponse xmlns="urn:ihe:iti:rfd:2007">
 <form>
 <URL>http://somehost/xxx/services/someForm</URL>
 <instanceID>1.2.3.4.5</instanceID>
 </form>
2495 <contentType />
 <responseCode />
 </RetrieveFormResponse>
 </soap:Body>
 </soap:Envelope>
2500

```



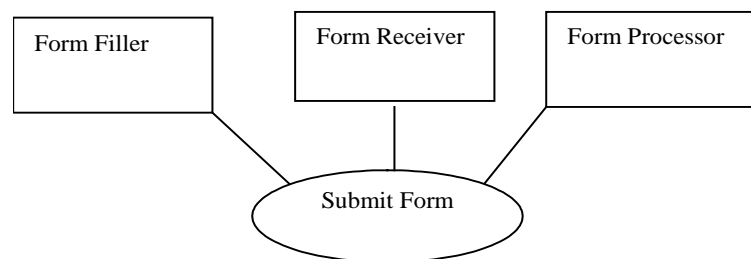
### 3.35 Submit Form

This section corresponds to Transaction ITI-35 of the IHE IT Infrastructure Technical Framework. Transaction ITI-35 is used by the Form Filler and Form Receiver or Form Processor actors.

#### 2505 3.35.1 Scope

This transaction involves a Form Filler submitting a form to a Form Receiver or Form Processor.

#### 3.35.2 Use Case Roles



2510

**Actor:** Form Filler

**Role:** A forms display and editing system capable of allowing form fields to be completed.

**Actor:** Form Receiver

2515 **Role:** A system that receives submitted form data from forms constructed by Form Managers.

**Actor:** Form Processor

**Role:** A system that receives submitted form data from forms constructed by this same instance of the Form Processor..

#### 3.35.3 Referenced Standards

2520 Implementors of this transaction shall comply with all requirements described in ITI TF-2x: Appendix V: Web Services for IHE Transactions.

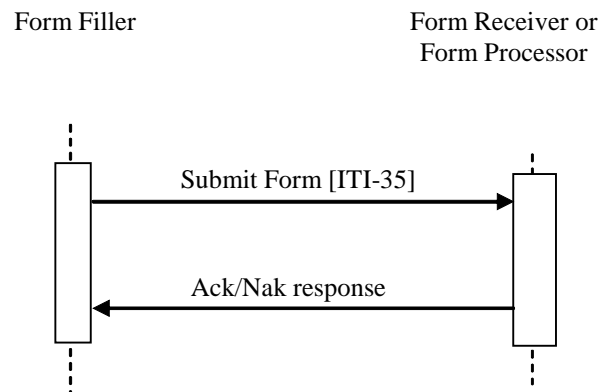
IETF RFC1738, Uniform Resource Locators (URL), December 1994,  
<http://www.faqs.org/rfcs/rfc1738.html>

IETF RFC2616 HyperText Transfer Protocol HTTP/1.1

2525 Extensible Markup Language (XML) 1.0 (Second Edition). W3C Recommendation 6 October 2000. <http://www.w3.org/TR/REC-xml>.

ITI TF-2x: Appendix V Web Services for IHE Transactions

### 3.35.4 Interaction Diagram



2530

#### 3.35.4.1 Submit Form

This transaction is initiated by a Form Filler submitting form instance data, using XML as a format, to a Form Receiver or Form Processor.

##### 3.35.4.1.1 Trigger Events

2535 The Submit Form transaction is triggered by the submission action from within the form.

##### 3.35.4.1.2 Message Semantics

The Submit Form transaction shall carry a SubmitFormRequest element, with submitted form data as XML child elements of the SubmitFormRequest element. Content profiles may further constrain the content of the SubmitFormRequest element.

2540 See the schema provided with the support materials (see ITI TF-2x: Appendix W).

##### 3.35.4.1.3 Expected Actions

Upon receipt of the Submit Form request, the Form Receiver or Form Processor shall return a SubmitFormResponse element, or errors with SOAP Faults, for example if the posted data cannot be recognized.

2545 The Form Filler may display the results of the response from the Form Receiver or Form Processor.

The Form Receiver or Form Processor shall use the SOAP Faults defined in Table 3.35.4.1.3-1 when appropriate. Form Fillers shall be capable of accepting other values beyond the ones specified here.

2550

**Table 3.35.4.1.3-1: SOAP Faults**

| Description of error             | Code   | Reason Text                  |
|----------------------------------|--------|------------------------------|
| Cannot recognize the posted data | Sender | Required Information Missing |

An example of a SOAP Fault is:

```

2555 <env:Envelope xmlns:env="http://www.w3.org/2003/05/soap-envelope"
 xmlns:xml="http://www.w3.org/XML/1998/namespace">
2560 <env:Body>
 <env:Fault>
 <env:Code>
 <env:Value>env:Sender</env:Value>
2565 </env:Code>
 <env:Reason>
 <env:Text xml:lang="en">Required Information Missing</env:Text>
 </env:Reason>
 </env:Fault>
 </env:Body>
 </env:Envelope>

```

### 3.35.4.2 Submit Form Response

#### 3.35.4.2.1 Trigger Events

This message is triggered by a Form Filler submitting form instance data.

#### 2570 3.34.4.2.2 Message Semantics

The Submit Form Response shall return a SubmitFormResponseType element containing:

- A responseCode string that may be constrained by Content Profiles
- An optional content element containing formData, as is returned by RetrieveFormResponse
- 2575 • An optional contentType string that may be constrained by Content Profiles.

See the schema provided with the support materials (see ITI TF-2x: Appendix W).

#### 3.35.4.2.3 Expected Actions

The Form Filler may display the results of the response from the Form Receiver or Form Processor. The form behavior may be further profiled by content domain profiles.

### 2580 3.35.5 Protocol Requirements

Implementors of this transaction shall comply with all requirements described in ITI TF-2x: Appendix V: Web Services for IHE Transactions.

The Submit Form transaction shall use SOAP 1.2.

### 2585 WSDL Namespace Definitions

|     |                      |
|-----|----------------------|
| ihe | urn:ihe:iti:rfd:2007 |
|-----|----------------------|

|        |                                         |
|--------|-----------------------------------------|
| soap12 | http://schemas.xmlsoap.org/wsdl/soap12/ |
| wsaw   | http://www.w3.org/2005/08/addressing    |
| xsd    | http://www.w3.org/2001/XMLSchema        |

These are the requirements for the Submit Form transaction presented in the order in which they would appear in the RFD Submit Form WSDL definition:

- The following types shall be imported (xds:import) in the /definitions/types section:
  - 2590 • Namespace="urn:ihe:iti:rfd:2007", schema="RFD.xsd"
- The /definitions/message/part/@element attribute of the Submit Form Request message shall be defined as: "ihe:SubmitFormRequest"
- The /definitions/message/part/@element attribute of the Submit Form Response message shall be defined as: "ihe:SubmitFormResponse"
- 2595 • Refer to Table 3.35.5-1 for additional attribute requirements.

**Table 3.35.5-1: Additional Attribute Requirements**

| Attribute                                                   | Value                               |
|-------------------------------------------------------------|-------------------------------------|
| /definitions/portType/operation@name                        | SubmitForm                          |
| /definitions/portType/operation/input/@wsaw:Action          | urn:ihe:iti:2007:SubmitForm         |
| /definitions/portType/operation/output/@wsaw:Action         | urn:ihe:iti:2007:SubmitFormResponse |
| /definitions/binding/operation/soap12:operation/@soapAction | urn:ihe:iti:2007:SubmitForm         |

2600 These are the requirements that affect the wire format of the SOAP message. The other WSDL properties are only used within the WSDL definition and do not affect interoperability. Full sample request and response messages are in ITI TF-2b: 3.35.5.1 Sample SOAP Messages.

For informative WSDL see ITI TF-2x: Appendix W.

The <ihe:SubmitFormRequest> element is defined as:

- One or more <xs:any> elements

2605 This allows the Form Manager to construct forms that submit form data using any XML representation.

The <ihe:SubmitFormResponseType> element is defined as:

- An optional <ihe:content> element which is of type <ihe:formDataType> as also used in the Retrieve Form Response. If present it shall contain:

2610 • One of the following:

- <ihe:Structured> containing XML encoding of a form
  - <ihe:Unstructured> containing base64Binary encoding of a form
  - <ihe:URL> containing the URL of a form
  - An optional <ihe:instanceID> of type xs:string.
- 2615
- An optional <ihe:contentType> element, of type xs:string.
  - A required <ihe:responseCode> element of type xs:string.

### 3.35.5.1 Sample SOAP Messages

The samples in the following two sections show a typical SOAP request and its relative SOAP response. The sample messages also show the WS-Addressing headers <Action/>, <MessageID/>, .; these WS-Addressing headers are populated according to ITI TF-2x: Appendix V: Web Services for IHE Transactions. Some of the body of the SOAP message is omitted for brevity.

2620

#### 3.35.5.1.1 Sample Submit Form SOAP Request

```

2625 <?xml version='1.0' encoding='UTF-8'?>
 <soap:Envelope xmlns:soap="http://www.w3.org/2003/05/soap-envelope"
 xmlns:xsi="http://www.w3.org/2001/XMLSchema-instance"
 xmlns:xsd="http://www.w3.org/2001/XMLSchema">
 <soap:Header>
 <wsa:To>http://localhost:4040/axis2/services/someservice</wsa:To>
2630 <wsa:MessageID>urn:uuid:76A2C3D9BCD3AECFF31217932910053</wsa:MessageID>
 <wsa:Action soap:mustUnderstand="1">urn:ihe:iti:
2007:SubmitForm</wsa:Action>
 </soap:Header>
 <soap:Body>
2635 <SubmitFormRequest xmlns="urn:ihe:iti:rfd:2007">
 ...
 </SubmitFormRequest>
 </soap:Body>
 </soap:Envelope>

```

2640

#### 3.35.5.1.2 Sample Submit Form SOAP Response

```

2645 <?xml version='1.0' encoding='UTF-8'?>
 <soap:Envelope xmlns:soap="http://www.w3.org/2003/05/soap-envelope"
 xmlns:xsi="http://www.w3.org/2001/XMLSchema-instance"
 xmlns:xsd="http://www.w3.org/2001/XMLSchema">
 <soap:Header>
 <wsa:To>http://localhost:4040/axis2/services/someservice</wsa:To>
2650 <wsa:MessageID>urn:uuid:76A2C3D9BCD3AECFF31217932910053</wsa:MessageID>

```

```
2655 <wsa:Action soap:mustUnderstand="1">urn:ihe:iti:
2007:SubmitFormResponse</wsa:Action>
 </soap:Header>
 <soap:Body>
 <SubmitFormResponseType xmlns="urn:ihe:iti:rfd:2007">
 <content>
2660 <URL>http://somehost/xxx/services/someForm</URL>
 <instanceID>1.2.3.4.5</instanceID>
 </content>
 <contentType />
 <responseCode />
 </SubmitFormResponseType>
2665 </soap:Body>
 </soap:Envelope>
```

### 3.35.6 Security Considerations

2670 As noted in the mitigations section of ITI TF-1: 17.5 Security Considerations, endpoints are free to implement TLS as needed for additional privacy and protection. Content Profiles, based upon the nature of the data, may need to require use of ATNA.

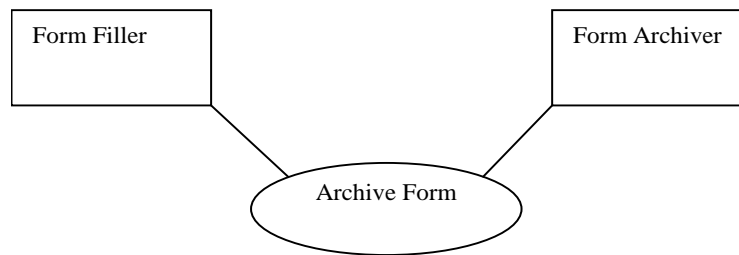
### 3.36 Archive Form

This section corresponds to Transaction ITI-36 of the IHE IT Infrastructure Technical Framework. Transaction ITI-36 is used by the Form Filler and Form Archiver actors.

2675 **3.36.1 Scope**

This transaction involves a Form Filler submitting form instance data to a Form Archiver.

**3.36.2 Use Case Roles**



2680

**Actor:** Form Filler

**Role:** A forms display and editing system capable of allowing form fields to be completed.

**Actor:** Form Archiver

2685 **Role:** A system that receives submitted forms for archival purposes.

**3.36.3 Referenced Standards**

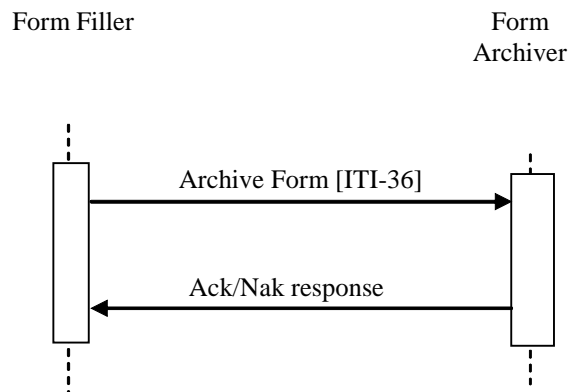
Implementors of this transaction shall comply with all requirements described in ITI TF-2x: Appendix V: Web Services for IHE Transactions.

2690 IETF RFC1738, Uniform Resource Locators (URL), December 1994,  
<http://www.faqs.org/rfcs/rfc1738.html>

IETF RFC2616 HyperText Transfer Protocol HTTP/1.1

Extensible Markup Language (XML) 1.0 (Second Edition). W3C Recommendation 6 October 2000. <http://www.w3.org/TR/REC-xml>.

ITI TF-2x: Appendix V Web Services for IHE Transactions

2695 **3.36.4 Interaction Diagram****3.36.4.1 Archive Form**

2700 This transaction is initiated by a Form Filler submitting a data to a Form Archiver for archival purposes.

**3.36.4.1.1 Trigger Events**

The Form Filler shall use this transaction to submit data to a Form Archiver for archival purposes. The Archive Form transaction may be initiated by a Form Filler, or it may be triggered as a secondary submission action from within a form.

2705 **3.36.4.1.2 Message Semantics**

The Archive Form transaction shall carry a ArchiveFormRequest element, with submitted form data as XML child elements of the ArchiveFormRequest element. Content profiles may further constrain the content of the ArchiveFormRequest element.

See the schema provided with the support materials (see ITI TF-2x: Appendix W).

2710 **3.36.4.1.3 Expected Actions**

Upon receipt of the Archive Form request, the Form Archiver shall return a ArchiveFormResponse element, or errors with SOAP Faults, for example if the posted data cannot be recognized.

The Form Filler may display the results of the response from the Form Archiver.

2715 The Form Archiver shall use the SOAP Faults defined in Table 3.36.4.1.3-1 when appropriate. Form Fillers shall be capable of accepting other values beyond the ones specified here.



**Table 3.36.4.1.3-1: SOAP Faults**

| Description of error             | Code   | Reason Text                  |
|----------------------------------|--------|------------------------------|
| Cannot recognize the posted data | Sender | Required Information Missing |

2720 An example of a SOAP Fault is:

```
<env:Envelope xmlns:env="http://www.w3.org/2003/05/soap-envelope"
 xmlns:xml="http://www.w3.org/XML/1998/namespace">
 <env:Body>
 <env:Fault>
 <env:Code>
 <env:Value>env:Sender</env:Value>
 </env:Code>
 <env:Reason>
 <env:Text xml:lang="en">Required Information Missing</env:Text>
 </env:Reason>
 </env:Fault>
 </env:Body>
</env:Envelope>
```

2725

2730

2735 **3.36.4.2 Archive Form Response**

**3.36.4.2.1 Trigger Events**

This message is triggered by a Form Filler archiving form instance data.

**3.36.4.2.2 Message Semantics**

An ArchiveFormResponse element it returned, which contains:

2740

- A responseCode string that may be constrained by Content Profiles

See the schema provided with the support materials (see ITI TF-2x: Appendix W).

**3.36.4.2.3 Expected Actions**

The Form Filler may display the results of the response from the Form Archiver. The form behavior may be further profiled by content domain profiles.

2745

**3.36.5 Protocol Requirements**

The Archive Form request and response shall be transmitted using Synchronous Web Services Exchange, according to the requirements specified in ITI TF-2x: Appendix V.

The Archive Form transaction shall use SOAP 1.2.

2750

**WSDL Namespace Definitions**

|        |                                         |
|--------|-----------------------------------------|
| ihe    | urn:ihe:iti:rfd:2007                    |
| soap12 | http://schemas.xmlsoap.org/wsdl/soap12/ |

|      |                                      |
|------|--------------------------------------|
| wsaw | http://www.w3.org/2005/08/addressing |
| xsd  | http://www.w3.org/2001/XMLSchema     |

These are the requirements for the Archive Form transaction presented in the order in which they would appear in the Archive Form WSDL definition:

- The following types shall be imported (xds:import) in the /definitions/types section:
  - 2755 • Namespace="urn:ihe:iti:rfd:2007", schema="RFD.xsd"
- The /definitions/message/part/@element attribute of the Archive Form Request message shall be defined as: "ihe:ArchiveFormRequest"
- The /definitions/message/part/@element attribute of the Archive Form Response message shall be defined as: "ihe:ArchiveFormResponse"
- 2760 • Refer to Table 3.36.5 for additional attribute requirements.

**Table 3.36.5: Additional Attribute Requirements**

| Attribute                                                   | Value                                |
|-------------------------------------------------------------|--------------------------------------|
| /definitions/portType/operation@name                        | ArchiveForm                          |
| /definitions/portType/operation/input/@wsaw:Action          | urn:ihe:iti:2007:ArchiveForm         |
| /definitions/portType/operation/output/@wsaw:Action         | urn:ihe:iti:2007:ArchiveFormResponse |
| /definitions/binding/operation/soap12:operation/@soapAction | urn:ihe:iti:2007:ArchiveForm         |

2765 These are the requirements that affect the wire format of the SOAP message. The other WSDL properties are only used within the WSDL definition and do not affect interoperability. Full sample request and response messages are in ITI TF-2b: 3.36.5.1 Sample SOAP Messages.

For informative WSDL see ITI TF-2x: Appendix W.

The <ihe:ArchiveFormRequest> element is defined as:

- One or more <xs:any> elements
- 2770 This allows the Form Manager to construct forms that archive form data using any XML representation.

- The <ihe:ArchiveFormResponse> element is defined as:

A required <ihe:responseCode> element of type xs:string.

### 3.36.5.1 Sample SOAP Messages

2775 The samples in the following two sections show a typical SOAP request and its relative SOAP response. The sample messages also show the WS-Addressing headers <Action/>,

<MessageID/>, .; these WS-Addressing headers are populated according to ITI TF-2x: Appendix V: Web Services for IHE Transactions. Some of the body of the SOAP message is omitted for brevity.

### 2780 3.36.5.1.1 Sample Archive Form SOAP Request

```
<?xml version='1.0' encoding='UTF-8'?>
<soap:Envelope xmlns:soap="http://www.w3.org/2003/05/soap-envelope"
xmlns:xsi="http://www.w3.org/2001/XMLSchema-instance"
xmlns:xsd="http://www.w3.org/2001/XMLSchema">
2785 <soap:Header>
 <wsa:To>http://localhost:4040/axis2/services/someservice</wsa:To>
 <wsa:MessageID>urn:uuid:76A2C3D9BCD3AECFF31217932910053</wsa:MessageID>
 <wsa:Action soap:mustUnderstand="1">urn:ihe:iti:
2790 2007:ArchiveForm</wsa:Action>
 </soap:Header>
 <soap:Body>
 <ArchiveFormRequest xmlns="urn:ihe:iti:rfd:2007">
 ...
 </ArchiveFormRequest>
2795 </soap:Body>
</soap:Envelope>
```

### 3.36.5.1.2 Sample Archive Form SOAP Response

```
<?xml version='1.0' encoding='UTF-8'?>
2800 <soap:Envelope xmlns:soap="http://www.w3.org/2003/05/soap-envelope"
xmlns:xsi="http://www.w3.org/2001/XMLSchema-instance"
xmlns:xsd="http://www.w3.org/2001/XMLSchema">
 <soap:Header>
 <wsa:To>http://localhost:4040/axis2/services/someservice</wsa:To>
 <wsa:MessageID>urn:uuid:76A2C3D9BCD3AECFF31217932910053</wsa:MessageID>
2805 <wsa:Action soap:mustUnderstand="1">urn:ihe:iti:
2007:ArchiveFormResponse</wsa:Action>
 </soap:Header>
 <soap:Body>
 <ArchiveResponse xmlns="urn:ihe:iti:rfd:2007">
 <responseCode />
 </ArchiveFormResponse>
2810 </soap:Body>
</soap:Envelope>
```

### 2815 3.36.6 Security Considerations

As noted in the mitigations section of ITI TF-1: 17.5 Security Considerations, endpoints are free to implement TLS as needed for additional privacy and protection. Content Profiles, based upon the nature of the data, may need to require use of ATNA.

2820 **3.37 Retrieve Clarifications**

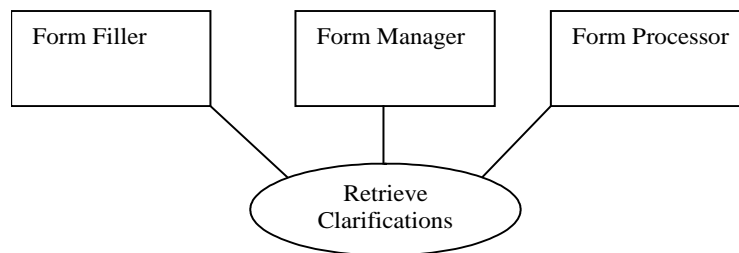
This section corresponds to Transaction ITI-37 of the IHE IT Infrastructure Technical Framework. Transaction ITI-37 is used by the Form Filler and Form Manager or Form Processor actors.

**3.37.1 Scope**

2825 This transaction involves a Form Filler requesting a set of clarifications from a Form Manager or Form Processor. A Form Filler supporting the Retrieve Clarifications Option shall perform this request periodically, based upon a duration defined by or agreed upon with the Form Manager / Form Receiver or Form Processor. Note that not all use cases will need to support this option.

2830 The Form Filler has an orgID, obtained by a means that is outside the scope of this transaction, and the Form Manager or Form Processor will either return a form that contains either the data to be clarified or a set of links to other forms that can be retrieved using the Retrieve Form transaction. All updates / clarifications / new data are submitted to the Form Receiver using the Submit Form transaction.

2835 **3.37.2 Use Case Roles**



**Actor:** Form Filler

**Role:** A forms display and editing system capable of allowing form fields to be completed.

2840 **Actor:** Form Manager

**Role:** A system that provides clarification information based upon requests that provide specific orgIDs.

**Actor:** Form Processor

2845 **Role:** A system that provides clarification information based upon requests that provide specific orgIDs.

**3.37.3 Referenced Standards**

IETF RFC1738, Uniform Resource Locators (URL), December 1994,  
<http://www.faqs.org/rfcs/rfc1738.html>

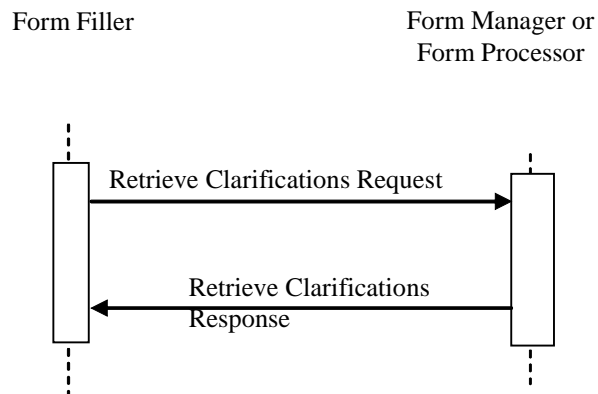
IETF RFC2616 HyperText Transfer Protocol HTTP/1.1

2850 Extensible Markup Language (XML) 1.0 (Second Edition). W3C Recommendation 6 October 2000. <http://www.w3.org/TR/REC-xml>.

ITI TF-2x: Appendix V Web Services for IHE Transactions

XForms 1.1, W3C Working Draft. <http://www.w3.org/TR/2004/WD-xforms11-20041115/>

2855 **3.37.4 Interaction Diagram**



**3.37.4.1 Retrieve Clarifications Request**

2860 This transaction is initiated whenever a Form Filler which supports the Retrieve Clarifications Option needs to obtain clarification information relevant to the organization or site.

**3.37.4.1.1 Trigger Events**

2865 The Retrieve Clarification event is triggered by the need for information on current clarifications to be made available within an EHR system. The transaction does not specify when the Retrieve Clarification happens, only that this transaction is available when information regarding clarifications is needed from a Form Manager or Form Processor. It is the responsibility of the Form Filler that supports this option to periodically execute this transaction.

**3.37.4.1.2 Message Semantics**

Implementors of this transaction shall comply with all requirements described in ITI TF-2x: Appendix V: Web Services for IHE Transactions.

2870 The following parameters are specified for this transaction.

| Parameter Name | REQ | Description | Value |
|----------------|-----|-------------|-------|
|----------------|-----|-------------|-------|

| Parameter Name    | REQ | Description                                                                            | Value                                                           |
|-------------------|-----|----------------------------------------------------------------------------------------|-----------------------------------------------------------------|
| clarificationData | R   | The xml representation of clarification specific values.                               | This value is a well-formed xml document.as defined below.      |
| orgID             | R   |                                                                                        | A string identifying the organization                           |
| encodedResponse   | R   | Tells the Form Manager whether or not to return an encoded response                    | {true,false}                                                    |
| archiveURL        | R   | Tells the Form Manager whether or not the Form Filler is exercising the Archive Option | the URL of any Form Filler identified Form Archiver; may be nil |
| context           | R   | The xml specifics of workflow context                                                  | Defined by content profiles; may be nil                         |

The clarificationData may be extended by IHE content profiles with further definition of the <context> element. The content of clarificationData shall minimally be:

```

2875 <clarificationData>
 <orgID>a String identifying the form</orgID>
 <encodedResponse>>false</encodedResponse>
 <archiveURL />
 <context/>
2880 </clarificationData>

```

### 3.37.4.1.3 Expected Actions

Upon receipt of the Retrieve Clarifications request, the Form Manager or Form Processor shall parse the request and shall return the requested response in the RetrieveClarificationsResponse element, or errors with SOAP Faults.

2885 The Form Manager or Form Processor shall return the form or URL based on the values of: a) the encodedResponse; b) the orgID; c) any additional clarificationData.

If no clarification information is available, this shall be indicated by a form indicating that no clarification information is available.

2890 If encodedResponse is 'true', then the response from the Form Manager or Form Processor shall be either a Structured (XML) or Unstructured (non-XML) element. When the encodedResponse parameter is 'true' all anchor addresses that are not fragment identifiers shall be composed of absolute URIs.

2895 If encodedResponse is 'false', then the response from the Form Manager or Form Processor shall be a URL element that can be used directly by a web browser for retrieval and operation of the form.

The value of the orgID has been previously assigned by the Form Manager or Form Processor and identifies use one of the named format options. A Form Manager may support multiple named options, but for each orgID there is only one named option that is supported.

2900 The Form Manager shall use the SOAP Faults defined in Table 3.37.4.1.3-1 when appropriate. Form Fillers shall be capable of accepting other values beyond the ones specified here.

**Table 3.37.4.1.3-1: SOAP Faults**

| Description of error                           | Code   | Reason Text                  |
|------------------------------------------------|--------|------------------------------|
| There is missing information, such as no orgID | Sender | Required Information Missing |
| No form is available                           | Sender | Unknown orgID                |

An example of a SOAP Fault is:

```

2905 <env:Envelope xmlns:env="http://www.w3.org/2003/05/soap-envelope"
 xmlns:xml="http://www.w3.org/XML/1998/namespace">
 <env:Body>
2910 <env:Fault>
 <env:Code>
 <env:Value>env:Sender</env:Value>
 </env:Code>
 <env:Reason>
2915 <env:Text xml:lang="en">Unknown orgID</env:Text>
 </env:Reason>
 </env:Fault>
 </env:Body>
 </env:Envelope>

```

2920 The orgID has been assigned by the Form Manager or Form Processor use one of the named format options. A Form Manager or Form Processor may support multiple named options, but for each orgID there is only one named option that is supported.

### 3.37.4.1.4 Security Considerations

The security considerations for the Retrieve Clarifications request message are no different than those of the Retrieve Form request message. See ITI TF-2b: 3.34.4.1.4.

### 2925 3.37.4.2 Retrieve Clarifications Response

#### 3.37.4.2.1 Trigger Events

The Delivery of a Form is triggered by a Form Manager or Form Processor Actor providing a form based upon the orgID supplied with the Retrieve Clarifications transaction.

#### 3.37.4.2.2 Message Semantics

2930 The form or URL is returned in response to the Retrieve Clarifications.

#### 3.37.4.2.3 Expected Actions

The Form Filler may display the form or navigate to the returned URL to retrieve the form.

### 3.37.4.2.3.1 XHTML Handling

2935 A Form Manager or Form Processor shall return a form, whether returned as the response or referenced by a returned URL, formatted as XHTML using XHTML Basic and W3C HTML Compatibility Guidelines provided in the Appendix C of the W3C XHTML 1.0 Recommendation. The returned form shall support the Submit and all required Archive transactions.

### 3.37.4.2.3.2 XForm Option

2940 A Form Manager or Form Processor that supports the XForms Option shall additionally be capable of returning a form, whether returned as the response or referenced by a returned URL, that conforms to XForms 1.1. The host language for the XForm shall be XHTML Basic according to the W3C HTML Compatibility Guidelines provided in the Appendix C of the W3C XHTML 1.0 Recommendation. The returned form shall support the Submit and all required  
2945 Archive transactions.

### 3.37.5 Protocol Requirements

The Retrieve Clarifications request and response shall be transmitted using Synchronous Web Services Exchange, according to the requirements specified in ITI TF-2x: Appendix V.

The Retrieve Clarifications transaction shall use SOAP 1.2.

2950

#### WSDL Namespace Definitions

|        |                                         |
|--------|-----------------------------------------|
| ihe    | urn:ihe:iti:rfd:2007                    |
| soap12 | http://schemas.xmlsoap.org/wsdl/soap12/ |
| wsaw   | http://www.w3.org/2005/08/addressing    |
| xsd    | http://www.w3.org/2001/XMLSchema        |

These are the requirements for the Retrieve Clarifications transaction presented in the order in which they would appear in the WSDL definition:

- 2955
- The following types shall be imported (xds:import) in the /definitions/types section:
    - Namespace="urn:ihe:iti:rfd:2007", schema="RFD.xsd"
  - The /definitions/message/part/@element attribute of the Retrieve Clarifications Request message shall be defined as: "ihe:RetrieveClarificationsRequest"
  - The /definitions/message/part/@element attribute of the Retrieve Clarifications Response  
2960 message shall be defined as: "ihe:RetrieveClarificationsResponse"
  - The /definitions/portType/operation/input/@wsaw:Action attribute for the Retrieve Clarifications Request message shall be defined as "urn:ihe:iti:2007:RetrieveClarifications"



- 2965
- The /definitions/portType/operation/output/@wsaw:Action attribute for the Retrieve Clarifications Response message shall be defined as:  
“urn:ihe:iti:2007:RetrieveClarificationsResponse”
  - The /definitions/binding/operation/soap12:operation/@soapAction attribute shall be defined as “urn:ihe:iti:2007:RetrieveClarifications”

2970 These are the requirements that affect the wire format of the SOAP message. The other WSDL properties are only used within the WSDL definition and do not affect interoperability. Full sample request and response messages are in ITI TF-2b: 3.34.5.1 Sample SOAP Messages.

For informative WSDL for the Form Manager see ITI TF-2x: Appendix W. A full XML Schema Document for the RFD types is available online on the IHE FTP site ([ftp://ftp.ihe.net/TF\\_Implementation\\_Material/ITI/](ftp://ftp.ihe.net/TF_Implementation_Material/ITI/)).

### 2975 3.37.5.1 Sample SOAP Messages

The samples in the following two sections show a typical SOAP request and its relative SOAP response. The sample messages also show the WS-Addressing headers <Action/>, <MessageID/>, ...; these WS-Addressing headers are populated according to ITI TF-2x: Appendix V: Web Services for IHE Transactions.

#### 2980 3.37.5.1.1 Sample Retrieve Clarifications SOAP Request

```

2985 <?xml version="1.0" encoding="utf-8"?>
<soap:Envelope xmlns:soap="http://www.w3.org/2003/05/soap-envelope"
xmlns:xsi="http://www.w3.org/2001/XMLSchema-instance"
xmlns:xsd="http://www.w3.org/2001/XMLSchema">
 <soap:Header>
 <wsa:To>http://localhost:4040/axis2/services/someservice</wsa:To>
2990 <wsa:MessageID>urn:uuid:76A2C3D9BCD3AECFF31217932910053</wsa:MessageID>
 <wsa:Action soap:mustUnderstand="1">urn:ihe:iti:
2007:RetrieveClarifications</wsa:Action>
 </soap:Header>
 <soap:Body>
2995 <RetrieveClarificationsRequest xmlns="urn:ihe:iti:rfd:2007">
 <clarificationData>
 <orgID>123</formID>
 <encodedResponse>>false</encodedResponse>
 <archiveURL />
 <context />
3000 </clarificationData>
 </RetrieveClarificationsRequest>
 </soap:Body>
</soap:Envelope>

```

#### 3005 3.37.5.1.2 Sample Retrieve Clarifications SOAP Response

```
3010 <soap:Envelope xmlns:soap="http://www.w3.org/2003/05/soap-envelope"
 xmlns:xsi="http://www.w3.org/2001/XMLSchema-instance"
 xmlns:xsd="http://www.w3.org/2001/XMLSchema">
 <soap:Header>
 <wsa:To>http://localhost:4040/axis2/services/someservice</wsa:To>
 </soap:Header>
 <wsa:MessageID>urn:uuid:76A2C3D9BCD3AECFF31217932910053</wsa:MessageID>
 <wsa:Action soap:mustUnderstand="1">urn:ihe:iti:
3015 2007:RetrieveClarificationsResponse</wsa:Action>
 </soap:Header>
 <soap:Body>
 <RetrieveClarificationsResponse xmlns="urn:ihe:iti:rfd:2007">
 <form>
3020 <URL>http://somehost/xxx/services/someForm</URL>
 </form>
 <contentType />
 <responseCode />
 </RetrieveClarificationsResponse>
 </soap:Body>
3025 </soap:Envelope>
```

### 3.38 Cross Gateway Query

This section corresponds to Transaction 38 of the IHE Technical Framework. Transaction 38 is used by cooperating Initiating Gateway and Responding Gateway actors.

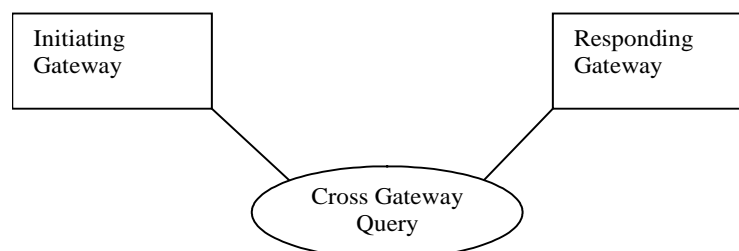
#### 3030 3.38.1 Scope

The scope of the Cross Gateway Query transaction is based on the Registry Stored Query transaction [ITI-18]. The same set of stored queries is required to be supported and the options controlling what kind of data is returned are the same. Differences from the Registry Stored Query transactions are:

- 3035 • The Cross Gateway Query is between an Initiating Gateway and Responding Gateway.
- Initiating Gateway shall specify the homeCommunityId attribute in all Cross-Community Queries which do not contain a patient identifier.
- The homeCommunityID attribute shall be returned within all appropriate elements.
- 3040 • Responding Gateways shall support the Asynchronous Web Services Exchange Option on the Cross Gateway Query. Support for this function is required in order to enable use of Asynchronous Web Services Exchange in any cross-community interaction. Without this support an Initiating Gateway would require unique configuration, per Responding Gateway, to know if Asynchronous Web Services Exchange was supported. It is expected that Asynchronous Web Services Exchange will be desired by the majority of
- 3045 communities.
- Asynchronous Web Services Exchange is an option on the Initiating Gateway, see ITI TF-1: 18.2.2.
- For stored queries that rely on concepts that a community may not support, namely
- 3050 associations, folders and submission sets, a Responding Gateway is allowed to respond with zero entries.

There shall be an agreed upon common coding/vocabulary scheme used for the Cross Gateway Query. For example, a common set of privacy consent vocabularies shall be used.

#### 3.38.2 Use Case Roles



3055

**Figure 3.38.2-1: Use Case Roles**

**Actor:** Initiating Gateway

**Role:** To formulate a Cross Gateway Query on behalf of a user.

**Actor:** Responding Gateway

3060 **Role:** To respond to a Cross Gateway Query based on the internal configuration of the community.

### 3.38.3 Referenced Standard

Implementers of this transaction shall comply with all requirements described in ITI TF-2x: Appendix V Web Services for IHE Transactions.

3065 ebRIM OASIS/ebXML Registry Information Model v3.0

ebRS OASIS/ebXML Registry Services Specifications v3.0

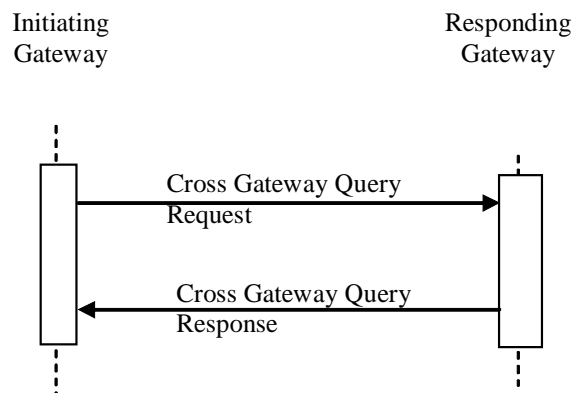
ITI TF-2x: Appendix V: Web Services for IHE Transactions

Contains references to all Web Services standards and requirements of use.

ITI TF-3:4 Metadata used in Document Sharing profiles

3070

### 3.38.4 Interaction Diagram



#### 3.38.4.1 Cross Gateway Query

3075 This is a query request between an Initiating Gateway and a Responding Gateway. The query request contains:

- A reference to a pre-defined query defined by the Registry Stored Query transaction [ITI-18].
- Parameters to the query. The query parameters are defined by the Registry Stored Query transaction. The homeCommunityId attribute is required for every Registry Stored Query which does not specify a patient identity.

3080

### 3.38.4.1.1 Trigger Events

3085 This message is initiated when the Initiating Gateway has determined that it must interact with the Responding Gateway to satisfy a Registry Stored Query [ITI-18] request received from an XDS.b Document Consumer or a query request from other internal non-IHE actor. When initiating this message to satisfy a Registry Stored Query [ITI-18] request the Initiating Gateway shall pass all parameters, either known or unknown, into the Cross Gateway Query.

### 3.38.4.1.2 Message Semantics

The message semantics are based on the Registry Stored Query. See ITI TF-2a: 3.18.4.1.2.

3090 Initiating Gateways which support the On-Demand Documents Option shall be capable of querying for an On-Demand Document Entry either through internal mechanisms or, when the XDS Affinity Domain Option is also declared, through interaction with an XDS Document Consumer which supports the On-Demand Documents Option.

3095 Responding Gateways which support the On-Demand Documents Option shall be able to respond to a query of an On-Demand Document Entry, either through internal mechanisms or, when grouped with a Document Consumer, through interaction with appropriate XDS Actors which support On-Demand Documents. Of special note are the use of homeCommunityId, specifying the patient identifier and special handling of some stored queries. These are explained below.

#### 3.38.4.1.2.1 homeCommunityId

3100 The homeCommunityId attribute is required on the Cross Gateway Query. The homeCommunityId is a globally unique identifier for a community and is used to obtain the Web Services endpoint of services that provide access to data in that community. homeCommunityId is structured as an OID limited to 64 characters and specified in URI syntax, for example the homeCommunityId of 1.2.3 would be formatted as urn:oid:1.2.3.

3105 Its use is as follows:

- It is returned within the response to Cross Gateway Query and Registry Stored Query transactions to indicate the association of a response element with a community. It is specified as the ebRIM 'home' attribute within the relevant response elements. Document Consumers process the value as an opaque unique identifier.
- It is an optional parameter to Registry Stored Query requests, not requiring a patient id parameter, and Retrieve Document Set requests to indicate which community to direct the request.

3115 The Initiating Gateway shall specify the homeCommunityId parameter within all queries which do not include a patient identifier parameter. These would be queries which specify an entryUUID or uniqueID. The homeCommunityId shall contain the value that identifies the community associated with the Responding Gateway. The homeCommunityId value is specified as the home attribute on the AdhocQuery element of the query request, as in:

```
<AdhocQuery id="..." home="urn:oid:1.2.3" ... >
```

3120 Each Cross Gateway Query request can have at most one homeCommunityId value. If multiple entryUUID or uniqueID values are specified they must all be associated with the same homeCommunityId value. Multiple individual query requests can be used to retrieve data associated with different homeCommunityIds. This restriction is expected to be temporary as query syntax is extended to handle multiple homeCommunityIds in a single query request.

#### 3.38.4.1.2.2 Specifying patient identifier

3125 The Initiating Gateway shall specify in relevant queries a patient identifier known to the Responding Gateway. The mechanism used by the Initiating Gateway to determine the correct patient identifier to use is outside the intended scope of this transaction. The Responding Gateway can expect to be able to resolve the patient identifier. If the patient identifier is unknown by the Responding Gateway's community, the Responding Gateway shall return either  
3130 a successful response with no elements or an error with errorCode XDSUnknownPatientId, depending on local policy.

#### 3.38.4.1.2.3 Special handling of some stored queries

3135 Some stored queries rely on the support of concepts which may not be used within a community. It is also possible that a Responding Gateway community may have policies which restrict the sharing of information related to those concepts. The concepts of concern are submission sets, folders and associations. In either case a Responding Gateway shall respond to the appropriate stored queries by returning zero results. Table 3.38.4.1.2.3-1 lists all the stored queries which rely on specialized concepts.

3140 **Table 3.38.4.1.2.3-1: Stored Queries**

| Query Name                  | Concepts                            | Requirement                                                                                                               |
|-----------------------------|-------------------------------------|---------------------------------------------------------------------------------------------------------------------------|
| FindDocuments               | None                                | Required by all                                                                                                           |
| FindSubmissionSets          | Submission Set                      | Zero elements when no submission set concept in community                                                                 |
| FindFolders                 | Folder                              | Zero elements when no folder concept in community                                                                         |
| GetAll                      | Submission Set, Folder, Association | Return all appropriate document entries and other entries depending on which of the other concepts the community supports |
| GetDocuments                | None                                | Required by all                                                                                                           |
| GetFolders                  | Folder                              | Zero elements when no folder concept in community                                                                         |
| GetAssociations             | Association                         | Zero elements when no association concept in community                                                                    |
| GetDocumentsAndAssociations | Association                         | Return only document entries if no association concept                                                                    |
| GetSubmissionSets           | Submission Set                      | Zero elements when no submission set concept in community                                                                 |
| GetSubmissionSetAndContents | Submission Set                      | Zero elements when no submission set concept in community                                                                 |
| GetFolderAndContents        | Folder                              | Zero elements when no folder concept in community                                                                         |
| GetFoldersForDocument       | Folder                              | Zero elements when no folder concept in community                                                                         |
| GetRelatedDocuments         | Association                         | Zero elements when no association concept in community                                                                    |

### 3.38.4.1.3 Expected Actions

Actors supporting this transaction shall support the Expected Actions described in ITI TF-2a: 3.18.4.1.3. In addition:

- 3145 The Responding Gateway Actor shall:
- Return an XDSUnknownCommunity error code if the value of homeCommunityId is specified and is not known by the Responding Gateway.
  - Verify the homeCommunityId is specified on relevant queries and return an XDSMissingHomeCommunityId error code if missing.
- 3150
- Route the query to the local XDS Document Registry or perform equivalent action to form a query response. When routing to a local XDS Document Registry, the Responding Gateway shall pass all parameters into the Registry Stored Query [ITI-18] transaction.
  - When routing a response from a local XDS Document Registry, the Responding Gateway shall pass all entities received in the Registry Stored Query response into the response to the Cross Gateway Query.
- 3155
- Ensure that the response contains the value identifying the Responding Gateway's community for the homeCommunityId attribute in every appropriate element. The elements that shall include the ebRIM home attribute are:
- If returnType="LeafClass" the ExtrinsicObject and RegistryPackage elements shall contain the home attribute.
  - If returnType="ObjectRef" the ObjectRef element shall contain the home attribute.
  - Ensure that every RegistryError element returned in the response shall have the location attribute set to the homeCommunityId of the Responding Gateway.
- 3160

The Initiating Gateway Actor shall:

- 3165
- On receiving the response from the Responding Gateway, verify the homeCommunityId is present where appropriate. If homeCommunityId is not present in any of the ExtrinsicObject, RegistryPackage or ObjectRef elements the Initiating Gateway shall reflect an XDSMissingHomeCommunityId to the initiator of the transaction – either the Document Consumer or the internal actor. All XDSMissingHomeCommunityId errors generated by the Initiating Gateway shall include, in the context of the message, identification of the Responding Gateway that returned the invalid response and the element or elements that were in error.
- 3170
- If the XDS Affinity Domain Option is supported and if needed, consolidate results from multiple Responding Gateways. This includes reflecting in the consolidated results returned in response to the originating Registry Stored Query [ITI-18] all successes and failures received from Responding Gateways. If both successes and failures are received from Responding Gateways, the Initiating Gateway shall return both RegistryObjectList and RegistryErrorList in one response and specify PartialSuccess status. If an XDSUnknownPatientId error is returned from a Responding Gateway then the Initiating Gateway shall not include this error in the consolidated results sent to the Document
- 3175
- 3180

3185 Consumer. The removal of the XDSUnknownPatientId is done to maintain compatibility with the XDS Profile's use of Registry Stored Query since Document Consumers are not expecting to receive this error. Other than removal of the XDSUnknownPatientId, the Initiating Gateway shall pass all entities received in the Cross Gateway Query response into the response to the Registry Stored Query [ITI-18].

#### **3.38.4.1.3.1 Compatibility of Options**

3190 The presence or absence of the optional \$XDSDocumentEntryType parameter triggers the behaviors on the Responding Gateway. If this value is specified, and the Responding Gateway (or XDS community supported by the Responding Gateway) does not support it, it shall be ignored. If it is specified, and the Responding Gateway (or underlying XDS community) does support it, the proper information is returned. See ITI TF-2a:3.18.4.1.2.5 for more details regarding compatibility of the Registry Stored Query transaction.

#### **3.38.4.1.4 Security Considerations**

3195 Both the Initiating Gateway and Responding Gateway shall audit the Cross Gateway Query. The audit entries shall be equivalent to the entries required for the Registry Stored Query.

The Initiating Gateway:

- If receiving a Registry Stored Query transaction from a Document Consumer, shall audit as if it were a Document Registry. See ITI TF-2a: 3.18.5.1.2.
- 3200 • In addition, shall audit the Cross Gateway Query as if it were a Document Consumer except that for EventTypeCode the Initiating Gateway shall specify EV("ITI-38", "IHE Transactions", and "Cross Gateway Query"). See ITI TF-2a: 3.18.5.1.1.
- In addition, if interacting with a local Document Registry, shall audit as if it were a Document Consumer. See ITI TF-2a: 3.18.5.1.1.
- The Responding Gateway:
- 3205 • Shall audit the Cross Gateway Query as if it were a Document Registry except that for EventTypeCode the Responding Gateway shall specify EV("ITI-38", "IHE Transactions", "Cross Gateway Query"). See ITI TF-2a: 3.18.5.1.2.
- In addition, if interacting with a local Document Registry, shall audit as if it were a Document Consumer. See ITI TF-2a: 3.18.5.1.1.

#### **3.38.5 Protocol Requirements**

3210 The Cross Gateway Query request and response will be transmitted using Synchronous or Asynchronous Web Services Exchange, according to the requirements specified in ITI TF-2x: Appendix V. The protocol requirements are identical to the Registry Stored Query except as noted below.

3215



**Table 3.38.5-1: WSDL Namespace Definitions**

|        |                                               |
|--------|-----------------------------------------------|
| soap   | http://schemas.xmlsoap.org/wsdl/soap/         |
| soap12 | http://schemas.xmlsoap.org/wsdl/soap12/       |
| wsaw   | http://www.w3.org/2006/05/addressing/wsdl/    |
| xsd    | http://www.w3.org/2001/XMLSchema              |
| ihe    | urn:ihe:iti:xds-b:2007                        |
| rs     | urn:oasis:names:tc:ebxml-regrep:xsd:rs:3.0    |
| lcm    | urn:oasis:names:tc:ebxml-regrep:xsd:lcm:3.0   |
| query  | urn:oasis:names:tc:ebxml-regrep:xsd:query:3.0 |

3220 **Responding Gateway:** These are the requirements for the Cross Gateway Query transaction presented in the order in which they would appear in the Responding Gateway WSDL definition:

- The following types shall be imported (xsd:import) in the /definitions/types section:
  - namespace="urn:oasis:names:tc:ebxml-regrep:xsd:query:3.0",  
schemaLocation="query.xsd"
- 3225 • The /definitions/message/part/@element attribute of the Cross Gateway Query Request message shall be defined as “query:AdhocQueryRequest”
- The /definitions/message/part/@element attribute of the Cross Gateway Query Response message shall be defined as “query:AdhocQueryResponse”
- Refer to Table 3.38.5-2 below for additional attribute requirements

3230

**Table 3.38.5-2: Additional Attribute Requirements**

| Attribute                                                   | Value                                      |
|-------------------------------------------------------------|--------------------------------------------|
| /definitions/portType/operation@name                        | RespondingGateway_CrossGatewayQuery        |
| /definitions/portType/operation/input/@wsaw:Action          | urn:ihe:iti:2007:CrossGatewayQuery         |
| /definitions/portType/operation/output/@wsaw:Action         | urn:ihe:iti:2007:CrossGatewayQueryResponse |
| /definitions/binding/operation/soap12:operation/@soapAction | urn:ihe:iti:2007:CrossGatewayQuery         |

These are the requirements that affect the wire format of the SOAP message. The other WSDL properties are only used within the WSDL definition and do not affect interoperability. Full sample request and response messages are in ITI TF-2b: 3.38.5.1 Sample SOAP Messages.

3235 For informative WSDL for the Responding Gateway Actor see ITI TF-2x: Appendix W.

### 3.38.5.1 Sample SOAP Messages

3240 The samples in the following two sections show a typical SOAP request and its relative SOAP response. The sample messages also show the WS-Addressing headers <Action/>, <MessageID/>, <ReplyTo/>...; these WS-Addressing headers are populated according to the W3C WS-Addressing standard. The body of the SOAP message is omitted for brevity; in a real scenario the empty element will be populated with the appropriate metadata.

Samples presented in this section are also available online on the IHE FTP site, see ITI TF-2x: Appendix W.

#### 3.38.5.1.1 Sample Cross Gateway Query SOAP Request

##### 3245 3.38.5.1.1.1 Synchronous Web Services Exchange

```
3245 <s:Envelope xmlns:s="http://www.w3.org/2003/05/soap-envelope"
3250 xmlns:a="http://www.w3.org/2005/08/addressing">
 <s:Header>
 <a:Action s:mustUnderstand="1">urn:ihe:iti:2007:CrossGatewayQuery</a:Action>
 <a:MessageID>urn:uuid:def119ad-dc13-49c1-a3c7-e3742531f9b3</a:MessageID>
 <a:ReplyTo>
 <a:Address>http://www.w3.org/2005/08/addressing/anonymous</a:Address>
 </a:ReplyTo>
 <a:To s:mustUnderstand="1">http://localhost/service/IHEXCARespondingGateway.svc</a:To>
 </s:Header>
 <s:Body>
 <query:AdhocQueryRequest xmlns:query="urn:oasis:names:tc:ebxml-regrep:xsd:query:3.0"/>
 </s:Body>
</s:Envelope>
```

##### 3260 3.38.5.1.1.2 Asynchronous Web Services Exchange

```
3260 <s:Envelope xmlns:s="http://www.w3.org/2003/05/soap-envelope"
3265 xmlns:a="http://www.w3.org/2005/08/addressing">
 <s:Header>
 <a:Action s:mustUnderstand="1">urn:ihe:iti:2007:CrossGatewayQuery</a:Action>
 <a:MessageID>urn:uuid:def119ad-dc13-49c1-a3c7-e3742531f9b3</a:MessageID>
 <a:ReplyTo>
 <a:Address>http://192.168.2.4:9080/XcaService/InitiatingGatewayReceiver.svc</a:Address>
 </a:ReplyTo>
 <a:To s:mustUnderstand="1">http://localhost/XcaService/RespondingGatewayReceiver.svc</a:To>
 </s:Header>
 <s:Body>
 <query:AdhocQueryRequest xmlns:query="urn:oasis:names:tc:ebxml-regrep:xsd:query:3.0"/>
 </s:Body>
</s:Envelope>
```

#### 3275 3.38.5.1.2 Sample Cross Gateway Query SOAP Response

##### 3.38.5.1.2.1 Synchronous Web Services Exchange

```
3280 <s:Envelope xmlns:s="http://www.w3.org/2003/05/soap-envelope"
 xmlns:a="http://www.w3.org/2005/08/addressing">
 <s:Header>
 <a:Action s:mustUnderstand="1">urn:ihe:iti:2007:CrossGatewayQueryResponse</a:Action>
 <a:RelatesTo>urn:uuid:def119ad-dc13-49c1-a3c7-e3742531f9b3</a:RelatesTo>
 </s:Header>
 <s:Body>
 <query:AdhocQueryResponse xmlns:query="urn:oasis:names:tc:ebxml-regrep:xsd:query:3.0"/>
 </s:Body>
</s:Envelope>
```

### 3.38.5.1.2.2 Asynchronous Web Services Exchange

```
3290 <s:Envelope xmlns:s="http://www.w3.org/2003/05/soap-envelope"
 xmlns:a="http://www.w3.org/2005/08/addressing">
 <s:Header>
 <a:Action s:mustUnderstand="1">urn:ihe:iti:2007:CrossGatewayQueryResponse</a:Action>
 <a:MessageID>urn:uuid:D6C21225-8E7B-454E-9750-821622C099DB</a:MessageID>
 <a:RelatesTo>urn:uuid:def119ad-dc13-49c1-a3c7-e3742531f9b3</a:RelatesTo>
3295 <a:To s:mustUnderstand="1">http://localhost:2647/XcaService/InitiatingGatewayReceiver.svc
 </a:To>
 </s:Header>
 <s:Body>
 <query:AdhocQueryResponse xmlns:query="urn:oasis:names:tc:ebxml-regrep:xsd:query:3.0"/>
3300 </s:Body>
 </s:Envelope>
```

### 3.39 Cross Gateway Retrieve

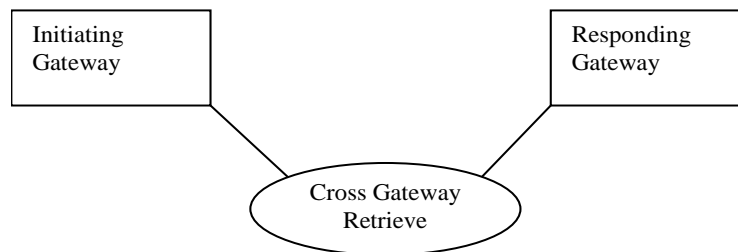
This section corresponds to Transaction 39 of the IHE Technical Framework. Transaction 39 is used by the Initiating Gateway and Responding Gateway actors.

#### 3305 3.39.1 Scope

The scope of the Cross Gateway Retrieve transaction is semantically the same as the Retrieve Document Set transaction [ITI-43]. Differences from the Retrieve Document Set transactions are:

- 3310 • The Cross Gateway Retrieve is between an Initiating Gateway and a Responding Gateway.
- The ‘homeCommunityId’ parameter is required. This means that the homeCommunityId parameter which is optional on the Retrieve Document Set transaction is required by this transaction.
- 3315 • Responding Gateways shall support the Asynchronous Web Services Exchange Option on the Cross Gateway Retrieve. Support for this function is required in order to enable use of Asynchronous Web Services Exchange in any cross-community interaction. Without this support an Initiating Gateway would require unique configuration, per Responding Gateway, to know if Asynchronous Web Services Exchange was supported. It is expected that Asynchronous Web Services Exchange will be desired by the majority of communities.
- 3320 • Asynchronous Web Services Exchange is an option on the Initiating Gateway, see ITI TF-1: 18.2.2.

#### 3.39.2 Use Case Roles



3325 **Figure 3.39.2-1: Use Case Roles**

**Actor:** Initiating Gateway

**Role:** To formulate a Cross Gateway Retrieve in response to Retrieve Document Set transactions or other internal interaction.

3330 **Actor:** Responding Gateway

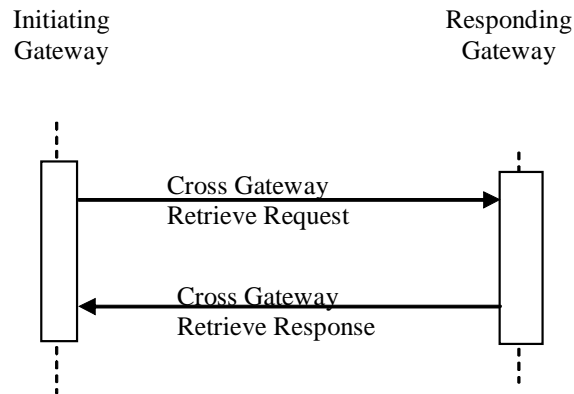
**Role:** To return the documents requested.

### 3.39.3 Referenced Standard

Implementors of this transaction shall comply with all requirements described in ITI TF-2x: Appendix V Web Services for IHE Transactions.

- 3335 ebRIM OASIS/ebXML Registry Information Model v3.0
- ebRS OASIS/ebXML Registry Services Specifications v3.0
- ITI TF-2x: Appendix V: Web Services for IHE Transactions  
 Contains references to all Web Services standards and requirements of use
- ITI TF-3:4 Metadata used in Document Sharing profiles
- 3340 MTOM SOAP Message Transmission Optimization Mechanism  
<http://www.w3.org/TR/soap12-mtom/>

### 3.39.4 Interaction Diagram



#### 3.39.4.1 Cross Gateway Retrieve

- 3345 The Cross Gateway Retrieve uses the same syntax and standards as the Retrieve Document Set transaction specified in XDS. See ITI TF-2b: 3.43.

##### 3.39.4.1.1 Trigger Events

- 3350 This message is initiated by the Initiating Gateway to retrieve a set of documents from another community represented by a Responding Gateway. The Initiating Gateway may be responding to a Retrieve Document Set transaction or may use a proprietary mechanism for triggering the Cross Gateway Retrieve.

##### 3.39.4.1.2 Message Semantics

- 3355 The message semantics for Cross Gateway Retrieve are the same as Retrieve Document Set. See ITI TF-2b: 3.43.4.1.2. The Initiating Gateway shall specify the homeCommunityId parameter within the Retrieve Document Set. The homeCommunityId shall contain the value that identifies the community associated with the Responding Gateway.

3360 Initiating Gateways which support the On-Demand Documents Option shall be capable of retrieving an On-Demand Document Entry either through internal mechanisms or, when the XDS Affinity Domain Option is also declared, through interaction with an XDS Document Consumer which supports the On-Demand Documents Option.

3365 Responding Gateways which support the On-Demand Documents Option shall be able to respond to retrieval of an On-Demand Document Entry either through internal mechanisms or, when grouped with a Document Consumer, through interaction with appropriate XDS Actors which support On-Demand Documents. Responding Gateways which support the Persistence of Retrieved Documents Option shall specify the NewRepositoryUniqueId element indicating the document is available for later retrieval and be able to return exactly the same document in all future retrieve requests for the document identified by NewDocumentUniqueId.

### **3.39.4.1.3 Expected Actions**

3370 Actors supporting this transaction shall support the Expected Actions described in the ITI TF-2b: 3.43.4.1.3.

3375 The Responding Gateway shall determine the local system or systems which hold the documents requested and interact with those systems. The Responding Gateway may use a Retrieve Document Set transaction or other internally defined interaction, to retrieve the document or documents. If more than one system is contacted the Responding Gateway shall consolidate the results from the multiple systems into one response to the Initiating Gateway. If both successes and failures are received the Responding Gateway may choose to use PartialSuccess status to reflect both failure and success. The Responding Gateway may alternatively choose to suppress the failures and report only successes.

3380 Every RegistryError element returned in the response shall have the location attribute set to the homeCommunityId of the Responding Gateway.

3385 If the XDS Affinity Domain Option is supported, the Initiating Gateway Actor shall, if needed, consolidate results from multiple Responding Gateways. This includes reflecting in the consolidated results returned to the originating Retrieve Document Set [ITI-43] all successes and failures received from Responding Gateways. If both successes and failures are received from Responding Gateways, the Initiating Gateway shall return both DocumentResponse and RegistryErrorList elements in one response and specify PartialSuccess status.

### **3.39.4.1.3.1 Compatibility of Options**

3390 If the Initiating Gateway does not support the On-Demand Document Option, it will never send a Cross Gateway Retrieve request for an On-Demand Document. In this case, none of the attributes specific to On-Demand Documents will be included in the response.

If the Initiating Gateway does support the On-Demand Document Option, it will only direct Cross Gateway Retrieve requests for On-Demand Documents to responders which have returned an On-Demand Document Entry in a Cross Gateway Query response. Thus there are no compatibility concerns with this transaction.

3395 **3.39.4.1.4 Security Considerations**

Both the Initiating Gateway and Responding Gateway shall audit the Cross Gateway Retrieve. The audit entries shall be equivalent to the entries required for the Retrieve Document Set.

The Initiating Gateway:

- 3400 • If receiving a Retrieve Document Set transaction from a Document Consumer, shall audit as if it were a Document Repository. See ITI TF-2b: 3.43.6.
- In addition, shall audit the Cross Gateway Retrieve as if it were a Document Consumer except that for EventTypeCode the Initiating Gateway shall specify EV(“ITI-39”, “IHE Transactions”, and “Cross Gateway Retrieve”). See ITI TF-2b: 3.43.6.
- 3405 • In addition, if interacting with a local Document Repository, shall audit as if it were a Document Consumer. See ITI TF-2b: 3.43.6. One audit record shall be created for each Document Repository contacted.

The Responding Gateway:

- 3410 • Shall audit the Cross Gateway Retrieve as if it were a Document Repository except that for EventTypeCode the Responding Gateway shall specify EV(“ITI-39”, “IHE Transactions”, “Cross Gateway Retrieve”). See ITI TF-2b: 3.43.6.
- In addition, if interacting with a local Document Repository, shall audit as if it were a Document Consumer. See ITI TF-2b: 3.43.6. One audit record shall be created for each Document Repository contacted.

**3.39.5 Protocol Requirements**

3415 The Cross Gateway Retrieve request and response will be transmitted using Synchronous or Asynchronous Web Services Exchange, according to the requirements specified in ITI TF-2x: Appendix V. The protocol requirements are identical to the Retrieve Document Set except as noted below.

**Table 3.39.5-1: WSDL Namespace Definitions**

|        |                                               |
|--------|-----------------------------------------------|
| soap   | http://schemas.xmlsoap.org/wsdl/soap/         |
| soap12 | http://schemas.xmlsoap.org/wsdl/soap12/       |
| wsaw   | http://www.w3.org/2006/05/addressing/wsdl/    |
| xsd    | http://www.w3.org/2001/XMLSchema              |
| ihe    | urn:ihe:iti:xds-b:2007                        |
| rs     | urn:oasis:names:tc:ebxml-regrep:xsd:rs:3.0    |
| lcm    | urn:oasis:names:tc:ebxml-regrep:xsd:lcm:3.0   |
| query  | urn:oasis:names:tc:ebxml-regrep:xsd:query:3.0 |

3420

**Responding Gateway:** These are the requirements for the Cross Gateway Retrieve transaction presented in the order in which they would appear in the Responding Gateway WSDL definition:

- The following types shall be imported (xsd:import) in the /definitions/types section:

- namespace="urn:ihe:iti:xds-b:2007", schema="IHEXDS.xsd"
- 3425
- The /definitions/message/part/@element attribute of the Cross Gateway Retrieve Request message shall be defined as “ihe:RetrieveDocumentSetRequest”
  - The /definitions/message/part/@element attribute of the Cross Gateway Retrieve Response message shall be defined as “ihe:RetrieveDocumentSetResponse”
  - Refer to Table 3.39.5-2 below for additional attribute requirements

3430

**3.39.5-2: Requirements for portType and Binding attributes**

| Attribute                                                   | Value                                         |
|-------------------------------------------------------------|-----------------------------------------------|
| /definitions/portType/operation@name                        | RespondingGateway_CrossGatewayRetrieve        |
| /definitions/portType/operation/input/@wsaw:Action          | urn:ihe:iti:2007:CrossGatewayRetrieve         |
| /definitions/portType/operation/output/@wsaw:Action         | urn:ihe:iti:2007:CrossGatewayRetrieveResponse |
| /definitions/binding/operation/soap12:operation/@soapAction | urn:ihe:iti:2007:CrossGatewayRetrieve         |

3435 These are the requirements that affect the wire format of the SOAP message. The other WSDL properties are only used within the WSDL definition and do not affect interoperability. Full sample request and response messages are in ITI TF-2b: 3.43.5.1 Sample SOAP Messages.

For informative WSDL for the Responding Gateway Actor see ITI TF-2x: Appendix W.

The <ihe:RetrieveDocumentSetRequest/> element is defined in ITI TF-2b: 3.43.5. When used within the Cross Gateway Retrieve the <ihe:HomeCommunityId/> element is required.

The <ihe:RetrieveDocumentSetResponse/> element is defined in ITI TF-2b: 3.43.5.

3440 **3.39.5.1 Sample SOAP Messages**

3445 The samples in the following two sections show a typical SOAP request and its relative SOAP response. The sample messages also show the WS-Addressing headers <Action/>, <MessageID/>, <ReplyTo/>...; these WS-Addressing headers are populated according to the W3C WS-Addressing standard. The body of the SOAP message is omitted for brevity; in a real scenario the empty element will be populated with the appropriate metadata.

Samples presented in this section are also available online on the IHE FTP site, see ITI TF-2x: Appendix W.

**3.39.5.1.1 Sample Cross Gateway Retrieve SOAP Request**

**3.39.5.1.1.1 Synchronous Web Services Exchange**

3450

```
<s:Envelope
 xmlns:s="http://www.w3.org/2003/05/soap-envelope"
 xmlns:a="http://www.w3.org/2005/08/addressing">
```



```

3455 <s:Header>
 <a:Action s:mustUnderstand="1">urn:ihe:iti:2007:CrossGatewayRetrieve</a:Action>
 <a:MessageID>urn:uuid:0fbfdced-6c01-4d09-a110-2201afedaa02</a:MessageID>
 <a:ReplyTo>
 <a:Address>http://www.w3.org/2005/08/addressing/anonymous</a:Address>
 </a:ReplyTo>
3460 <a:To
s:mustUnderstand="1">http://localhost:2647/XcaService/IHEXCAGateway.svc</a:To>
 </s:Header>
 <s:Body>
3465 <RetrieveDocumentSetRequest xmlns="urn:ihe:iti:xds-b:2007">
 <DocumentRequest>
 <HomeCommunityId>urn:oid:1.2.3.4</HomeCommunityId>
 <RepositoryUniqueId>1.3.6.1.4...1000</RepositoryUniqueId>
 <DocumentUniqueId>1.3.6.1.4...2300</DocumentUniqueId>
 </DocumentRequest>
3470 <DocumentRequest>
 <HomeCommunityId>urn:oid:1.2.3.5</HomeCommunityId>
 <RepositoryUniqueId>1.3.6.1.4...2000</RepositoryUniqueId>
 <DocumentUniqueId>1.3.6.1.4...2301</DocumentUniqueId>
 </DocumentRequest>
3475 </RetrieveDocumentSetRequest>
 </s:Body>
</s:Envelope>

```

### 3.39.5.1.1.2 Asynchronous Web Services Exchange

```

3480 <s:Envelope
 xmlns:s="http://www.w3.org/2003/05/soap-envelope"
 xmlns:a="http://www.w3.org/2005/08/addressing">
 <s:Header>
3485 <a:Action s:mustUnderstand="1">urn:ihe:iti:2007:CrossGatewayRetrieve</a:Action>
 <a:MessageID>urn:uuid:0fbfdced-6c01-4d09-a110-2201afedaa02</a:MessageID>
 <a:ReplyTo>
 <a:Address>http://192.168.2.4:9080/XcaService/InitiatingGatewayReceiver.svc
 </a:Address>
 </a:ReplyTo>
3490 <a:To
s:mustUnderstand="1">http://localhost:2647/XcaService/RespondingGatewayReceiver.svc</a:To>
 </s:Header>
 <s:Body>
3495 <RetrieveDocumentSetRequest xmlns="urn:ihe:iti:xds-b:2007">
 <DocumentRequest>
 <HomeCommunityId>urn:oid:1.2.3.4</HomeCommunityId>
 <RepositoryUniqueId>1.3.6.1.4...1000</RepositoryUniqueId>
 <DocumentUniqueId>1.3.6.1.4...2300</DocumentUniqueId>
 </DocumentRequest>
3500 <DocumentRequest>
 <HomeCommunityId>urn:oid:1.2.3.5</HomeCommunityId>
 <RepositoryUniqueId>1.3.6.1.4...2000</RepositoryUniqueId>
 <DocumentUniqueId>1.3.6.1.4...2301</DocumentUniqueId>
 </DocumentRequest>
3505 </RetrieveDocumentSetRequest>
 </s:Body>
</s:Envelope>

```

### 3.39.5.1.2 Sample Cross Gateway Retrieve SOAP Response

#### 3.39.5.1.2.1 Synchronous Web Services Exchange

```

3510 <s:Envelope xmlns:s="http://www.w3.org/2003/05/soap-envelope"
 xmlns:a="http://www.w3.org/2005/08/addressing">
 <s:Header>
3515 <a:Action
s:mustUnderstand="1">urn:ihe:iti:2007:CrossGatewayRetrieveResponse</a:Action>

```

```

 <a:RelatesTo>urn:uuid:0fbfdced-6c01-4d09-a110-2201afedaa02</a:RelatesTo>
 </s:Header>
 <s:Body>
 <RetrieveDocumentSetResponse
3520 xmlns="urn:ihe:iti:xds-b:2007"
 xmlns:lcm="urn:oasis:names:tc:ebxml-regrep:xsd:lcm:3.0"
 xmlns:query="urn:oasis:names:tc:ebxml-regrep:xsd:query:3.0"
 xmlns:rjm="urn:oasis:names:tc:ebxml-regrep:xsd:rjm:3.0"
 xmlns:rs="urn:oasis:names:tc:ebxml-regrep:xsd:rs:3.0">
3525 <rs:RegistryResponse status="urn:oasis:names:tc:ebxml-
regrep:ResponseStatusType:Success" />
 <DocumentResponse>
3530 <HomeCommunityId>urn:oid:1.2.3.4</HomeCommunityId>
 <RepositoryUniqueId>1.3.6.1.4...1000</RepositoryUniqueId>
 <DocumentUniqueId>1.3.6.1.4...2300</DocumentUniqueId>
 <mimeType>text/xml</mimeType>

 <Document>UjBsR09EbGhjz0dTQUxNQUFBUUNBRU1tQ1p0dU1GUXhEUzhi</Document>
3535 </DocumentResponse>
 <DocumentResponse>
 <HomeCommunityId>urn:oid:1.2.3.5</HomeCommunityId>
 <RepositoryUniqueId>1.3.6.1.4...2000</RepositoryUniqueId>
 <DocumentUniqueId>1.3.6.1.4...2301</DocumentUniqueId>
 <mimeType>text/xml</mimeType>
3540 <Document>UjBsR09EbGhjz0dTQUxNQUFBUUNBRU1tQ1p0dU1GUXhEUzhi</Document>
 </DocumentResponse>
 </RetrieveDocumentSetResponse>
 </s:Body>
3545 </s:Envelope>

```

### 3.39.5.1.2.2 Asynchronous Web Services Exchange

```

<s:Envelope xmlns="http://www.w3.org/2003/05/soap-envelope"
3550 xmlns:a="http://www.w3.org/2005/08/addressing">
 <s:Header>
 <a:Action
 s:mustUnderstand="1">urn:ihe:iti:2007:CrossGatewayRetrieveResponse</a:Action>
 <a:MessageID>urn:uuid:D6C21225-8E7B-454E-9750-821622C099DB</a:MessageID>
 <a:RelatesTo>urn:uuid:0fbfdced-6c01-4d09-a110-2201afedaa02</a:RelatesTo>
3555 <a:To
 s:mustUnderstand="1">http://localhost:2647/XcaService/InitiatingGatewayReceiver.svc</a:To>
 </s:Header>
 <s:Body>
 <RetrieveDocumentSetResponse
3560 xmlns="urn:ihe:iti:xds-b:2007"
 xmlns:lcm="urn:oasis:names:tc:ebxml-regrep:xsd:lcm:3.0"
 xmlns:query="urn:oasis:names:tc:ebxml-regrep:xsd:query:3.0"
 xmlns:rjm="urn:oasis:names:tc:ebxml-regrep:xsd:rjm:3.0"
 xmlns:rs="urn:oasis:names:tc:ebxml-regrep:xsd:rs:3.0">
3565 <rs:RegistryResponse status="urn:oasis:names:tc:ebxml-
regrep:ResponseStatusType:Success" />
 <DocumentResponse>
3570 <HomeCommunityId>urn:oid:1.2.3.4</HomeCommunityId>
 <RepositoryUniqueId>1.3.6.1.4...1000</RepositoryUniqueId>
 <DocumentUniqueId>1.3.6.1.4...2300</DocumentUniqueId>
 <mimeType>text/xml</mimeType>

 <Document>UjBsR09EbGhjz0dTQUxNQUFBUUNBRU1tQ1p0dU1GUXhEUzhi</Document>
3575 </DocumentResponse>
 <DocumentResponse>
 <HomeCommunityId>urn:oid:1.2.3.5</HomeCommunityId>
 <RepositoryUniqueId>1.3.6.1.4...2000</RepositoryUniqueId>
 <DocumentUniqueId>1.3.6.1.4...2301</DocumentUniqueId>
 <mimeType>text/xml</mimeType>
3580 <Document>UjBsR09EbGhjz0dTQUxNQUFBUUNBRU1tQ1p0dU1GUXhEUzhi</Document>
 </DocumentResponse>

```

3585

```
 </RetrieveDocumentSetResponse>
 </s:Body>
</s:Envelope>
```

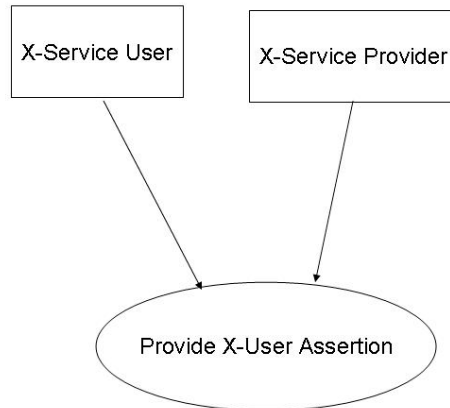
### 3.40 Provide X-User Assertion

3590 This section corresponds to Transaction ITI-40 of the IHE IT Infrastructure Technical Framework.

#### 3.40.1 Scope

Transaction ITI-40 is used by the **X-Service User** to pass a claimed identity assertion to the **X-Service Provider**. The **X-Service User** and **X-Service Provider** use the '**X-Assertion Provider**' as the third party issuer of the claimed identity assertion.

#### 3595 3.40.2 Use Case Roles



**Actor:** X-Service User

**Role:** User of a transaction that requires a Cross-Enterprise User Assertion

3600 **Actor:** X-Service Provider

**Role:** Service provider on a transaction that requires a Cross-Enterprise User Assertion

#### 3.40.3 Referenced Standards

##### 3.40.3.1 Normative -- required to use this transaction

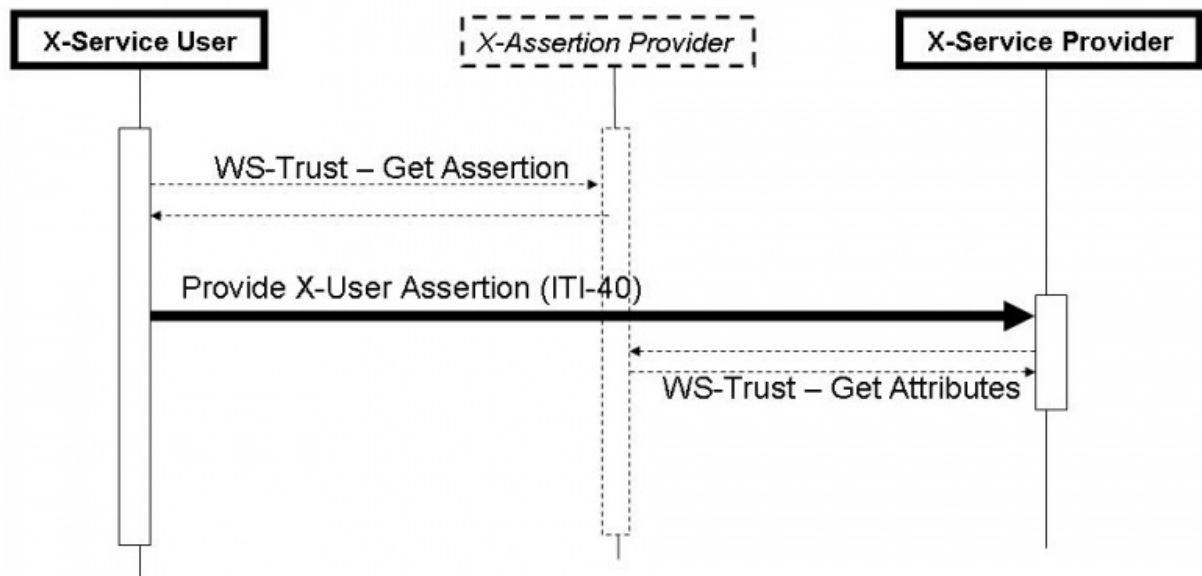
- OASIS <http://www.oasis-open.org/committees/security/>.
  - SAMLCore SAML V2.0 Core standard
- 3605

- [WSS10](#) OASIS Standard, "OASIS Web Services Security: SOAP Message Security 1.0 (WS-Security 2004)", March 2004.
- [WSS11](#) OASIS Standard, "OASIS Web Services Security: SOAP Message Security 1.1 (WS-Security 2004)", February 2006.
- 3610 • [WSS:SAMLTokenProfile1.0](#) OASIS Standard, "Web Services Security: SAML Token Profile", December 2004
- [WSS:SAMLTokenProfile1.1](#) OASIS Standard, "Web Services Security: SAML Token Profile 1.1", February 2006
- 3615 • XSPA-SAMLv1.0 OASIS Standard, "Cross-Enterprise Security and Privacy Authorization (XSPA) Profile of the Security Assertion Markup Language (SAML) for Healthcare v1.0" , November 2009
- SAML 2.0 Profile For XACML 2.0 OASIS Standard, February 2005

#### **3.40.3.2 Informative -- assist with understanding or implementing this transaction**

- IHE Profiles
- 3620 • Personnel White Pages Profile
- Enterprise User Authentication Profile
- Basic Patient Privacy Consents Profile
- OASIS
- SAML V2.0 Standards <http://www.oasis-open.org/committees/security/>.
- 3625 • SAML V2.0 Technical Overview
- SAML Executive Overview
- SAML Tutorial presentation by Eve Maler of Sun Microsystems
- SAML Specifications
- WS-Trust - OASIS Web Services Secure Exchange (WS-SX) TC
- 3630 • XSPA-XACMLv1.0 OASIS Standard, "Cross-Enterprise Security and Privacy Authorization (XSPA) Profile of XACML v2.0 for Healthcare v1.0" , November 2009

### 3.40.4 Interaction Diagram



3635

**Figure 3.40.1-1: X-User Assertion Messages**

#### 3.40.4.1 Provide X-User Assertion

The Provide X-User Assertion is profiled to assure interoperability between an X-Service User and an X-Service Provider that need an Assertion about the entity requesting the service. There are many ways to provide an Assertion that are all acceptable and may be used by parties that have agreed to their use.

3640

The Provide X-User Assertion transaction sets some minimal interoperability profiling for this use-case. The Provide X-User Assertion transaction shall be used when there is no other agreed upon policy that would assure User Assertion interoperability (e.g., WS-SecurityPolicy).

##### 3.40.4.1.1 Trigger

3645

Configuration of the X-Service Provider and X-Service User indicates when the X-User Assertion transaction is necessary.

### 3.40.4.1.2 Message Semantics

3650 The X-User Assertion must be protected at all times against confidentiality exposure, malicious modification, and trust relationship between those communicating it. The IHE Actors that are grouped with XUA may already require IHE-ATNA and thus TLS Mutual-Authentication, Integrity, and Confidentiality.

The X-Service User shall include the OASIS Web Services Security (WSS) Header, and shall include a SAML 2.0 Assertion as the security token.

3655 Any ATNA Audit Messages that the X-Service User records in relationship to a transaction protected by the XUA (e.g., XDS.b Registry Stored Query, and XDS.b Retrieve Document Set), shall have the user identity recorded according to the XUA specific ATNA encoding rules (See 3.40.4.2 ATNA Audit encoding). This assures that the X-Service User and X-Service Provider ATNA Audit messages can be correlated at the ATNA Audit Repository.

3660 Any ATNA Audit Messages recorded by Actor grouped with the X-Service User Actor, shall have the user identity recorded according to the XUA specific ATNA encoding rules (See 3.40.4.2 ATNA Audit encoding). For example: The XDS.b Document Consumer Actor records the Query event, this event record will include the identity provided in the XUA Identity Assertion. This assures that the X-Service User and X-Service Provider ATNA Audit messages can be correlated at the ATNA Audit Repository.

3665 The SAML 2.0 **Assertion** is profiled as follows (**bold** is used when SAML 2.0 terms are used):

- The Assertion shall contain a **Subject**. The Subject contains the logical identifier of the principal performing the original service request (person, application, etc.) and remains unchanged through operations acting on the assertion (e.g., proxying the Assertion).
- The **Subject** shall contain a **SubjectConfirmation** element. The bearer confirmation method shall be supported; the holder-of-key method may be supported. These methods are defined in the SAML 2.0 Profile specification, Section 3.
- The SAML Assertion **Conditions** are profiled as:
  - **NotBefore** shall be populated with the issue instant of the Assertion
  - **NotOnOrAfter** is not specified by XUA because reasonable time limits are not clear at the IHE Profile level. The Expiration is provided by the X-Assertion Provider and would be variable on an Affinity Domain and/or System level.
  - The assertion shall contain an **AudienceRestriction** containing an **Audience** whose value is a URI identifying the X-Service Provider (e.g., XDS Registry, XDS Repository). It may contain an Audience whose value is a URI identifying the Affinity Domain.
  - The Assertion may contain **ProxyRestriction** and **OneTimeUser** conditions but XUA actors may ignore these conditions.
- The Assertion shall contain an AuthnStatement specify the AuthnContextClassRef or AuthnContextDeclRef

3685 • The Assertion may contain other statements (e.g., Attributes) The <AttributeStatement> element describes a statement by the SAML authority asserting that the requesting user is associated with the specified attributes. When Local Policy requires that the following attributes are carried in the SAML assertion then they should be encoded as follows:

3690 • Subject ID : The value on the Subject ID attribute shall be a plain text description of the user's name (not user ID).

3695 • This <Attribute> element shall have the Name attribute set to “urn:oasis:names:tc:xspa:1.0:subject:subject-id”. The name of the user shall be placed in the value of the <AttributeValue> element. (Keep in mind that the term “subject” in SAML and XACML refers to the individual making the request; in this specification, the term “User” is generally used with the same meaning, but when referring to attributes defined in SAML or XACML, the naming convention of the standard is retained.)

```
3700 <saml:Attribute Name="urn:oasis:names:tc:xspa:1.0:subject:subject-id">
 <saml:AttributeValue>Walter H.Brattain IV</saml:AttributeValue>
</saml:Attribute>
```

• Subject Organization : The value on Subject Organization attribute shall be a plain text description of the organization.

3705 • This <Attribute> element shall have the Name attribute set to “urn:oasis:names:tc:xspa:1.0:subject:organization”. In plain text, the organization that the user belongs to shall be placed in the value of the <AttributeValue> element.

```
<saml:Attribute Name="urn:oasis:names:tc:xspa:1.0:subject:organization">
 <saml:AttributeValue>Family Medical Clinic</saml:AttributeValue>
</saml:Attribute>
```

3710 • Subject Organization ID Attribute

3715 • This <Attribute> element shall have the Name attribute set to “urn:oasis:names:tc:xspa:1.0:subject:organization-id”. A unique identifier for the organization that the user is representing in performing this transaction shall be placed in the value of the <AttributeValue> element. This organization ID shall be consistent with the plain-text name of the organization provided in the User Organization Attribute. The organization ID may be an Object Identifier (OID), using the urn format (that is, “urn:oid:” appended with the OID); or it may be a URL assigned to that organization.

```
3720 <saml:Attribute Name="urn:oasis:names:tc:xspa:1.0:subject:organization-id">
 <saml:AttributeValue>http://familymedicalclinic.org</saml:AttributeValue>
</saml:Attribute>
```

• Home Community ID Attribute

3725 • This <Attribute> element shall have the Name attribute set to “urn:ihe:iti:xca:2010:homeCommunityId”. The value shall be the Home Community ID (an Object Identifier) assigned to the Community that is initiating the request, using the urn format (that is, “urn:oid:” appended with the OID).

```
<saml:Attribute Name="urn:ihe:iti:xca:2010:homeCommunityId">
```



```
<saml:AttributeValue>urn:oid:2.16.840.1.113883.3.190</saml:AttributeValue>
</saml:Attribute>
```

3730

- National Provider Identifier (NPI) Attribute

- A National Provider Identifier (NPI) is a unique identifier issued to health care providers by their national authority. (e.g., in the United States this is a 10-digit number assigned by the Centers for Medicare and Medicaid Services (CMS)). This attribute provides the ability to specify an NPI value as part of the SAML assertion that accompanies a message. When a simple string is used there needs to be a mutually agreed upon assigning authority. The HL7 CE type can be used to explicitly show the assigning authority (See use in the Subject-Role Option).

3735

- This <Attribute> element SHALL have the Name attribute set to “urn:oasis:names:tc:xspa:2.0:subject:npi”. An example of the syntax of this element follows:

3740

```
<saml:Attribute Name="urn:oasis:names:tc:xspa:2.0:subject:npi">
 <saml:AttributeValue>1234567890</saml:AttributeValue>
</saml:Attribute>
```

- The Assertion may contain other statements (e.g., Attributes)

3745

- The Assertion shall be signed by the X-Assertion Provider as defined in SAML Core.

The interface between the X-Service User and the X-Assertion Provider is not specified by XUA. This interface needs to be protected against risks (e.g., exposure of the SAML Token to interception for malicious use). Assertions need to be carefully managed in the X-Service User to ensure they are not exposed in the application code or any subsequent use of the Assertion.

3750

#### 3.40.4.1.2.1 Subject-Role Option

When the Subject-Role Option is used the X-Service User shall encode the relevant user subject roles from a locally defined Code-Set into a subject role <Attribute> element(s). The Subject-Role values communicated are assertions from the X-Service User perspective.

3755

The subject role <Attribute> element shall have the Name attribute set to “urn:oasis:names:tc:xacml:1.0:subject:role”. The value of the <AttributeValue> element is a child element, “Role”, in the namespace “urn:hl7-org:v3”, whose content is defined by the “CE” (coded element) data type from the HL7 version 3 specification. The codeSystem shall identify the Value-Set. The codeSystemName shall identify the name of the Value-Set. The Code Element shall contain the role value from the identified Value-Set that represents the role that the XUA user is playing when making the request. No other parts of the CE data type shall be used. The following is an example of the syntax of this element:

3760

```

3765 <saml:Attribute Name="urn:oasis:names:tc:xacml:2.0:subject:role">
 <saml:AttributeValue>
 <Role xmlns="urn:hl7-org:v3" xsi:type="CE" code="46255001"
 codeSystem="2.16.840.1.113883.6.96" codeSystemName="SNOMED_CT"
 displayName="Pharmacist" />
 </saml:AttributeValue>
 </saml:Attribute>

```

3770

### 3.40.4.1.2.2 Authz-Consent Option

When the Authz-Consent Option is supported and a policy identifier needs to be sent, the X-Service User shall include the document unique ID of the *Patient Privacy Policy Acknowledgement Document* or include the Patient Privacy Policy Identifier for a policy that has been previously published encoded as SAML attributes.

A *Patient Privacy Policy Acknowledgement Document* unique ID shall be encoded as a SAML attribute in the IHE ITI namespace, “urn:ihe:iti:bppc:2007:docid”, with name format “urn:oasis:names:tc:SAML:2.0:attrname-format:uri”. Access to the content is not specified. Access through an XDS/XCA/XDR/XDM mechanism is a potential approach. Similarly, this option does not specify how the policy documents should be used to make access control decisions. A sample attribute fragment is given in Figure 3.40-2.

```

3785 <saml2:Attribute FriendlyName="Patient Privacy Policy Acknowledgement Document"
 Name="urn:ihe:iti:bppc:2007:docid"
 NameFormat="urn:oasis:names:tc:SAML:2.0:attrname-format:uri">
 <saml2:AttributeValue xmlns:xs="http://www.w3.org/2001/XMLSchema"
 xmlns:xsi="http://www.w3.org/2001/XMLSchema-instance"
 xsi:type="xs:anyURI">urn:oid:1.2.3.xxx</saml2:AttributeValue>
 </saml2:Attribute>

```

3790

**Figure 3.40-2: Sample attribute holding a reference to patient acknowledgement**

An Patient Privacy Policy Identifier shall be encoded as a SAML attribute in the IHE ITI namespace, “urn:ihe:iti:xua:2012:acp”, with name format “urn:oasis:names:tc:SAML:2.0:attrname-format:uri”. The policy identifier shall be expressed using the xs:anyURI data type. The referenced policy identifier is the OID of a published policy. Access to this policy is not specified further. A sample is given in Figure 3.40-3.

```

3800 <saml2:Attribute FriendlyName="Patient Privacy Policy Identifier"
 Name="urn:ihe:iti:xua:2012:acp"
 NameFormat="urn:oasis:names:tc:SAML:2.0:attrname-format:uri">
 <saml2:AttributeValue xmlns:xs="http://www.w3.org/2001/XMLSchema"
 xmlns:xsi="http://www.w3.org/2001/XMLSchema-instance"
 xsi:type="xs:anyURI">urn:oid:1.2.3.yyyy</saml2:AttributeValue>
 </saml2:Attribute>
3805

```

**Figure 3.40-3: Sample attribute holding a reference to a privacy policy**

### 3.40.4.1.2.2.1 Patient Identifier Attribute

This attribute is *optional*, as it may not be needed for cases in which the data being exchanged does not pertain to a specific patient (e.g., population health data). The value of the Patient Identifier attribute is recommended when the InstanceAccessConsentPolicy attribute is specified in an Authorization Decision Statement.

This <Attribute> element shall have the Name attribute set to:

“urn:oasis:names:tc:xacml:2.0:resource:resource-id”.

The patient identifier of the requesting organization shall be placed in the value of the <AttributeValue> element. The patient identifier shall consist of two parts; the OID for the assigning authority and the identifier of the patient within that assigning authority. The value shall be formatted using the CX syntax. As an example, a patient identifier of 543797436 for an assigning authority with an OID of 1.2.840.113619.6.197, has been encoded into the follow SAML assertion snippet. Please note that the '&' character has been properly encoded in the XML content in the following example.

```
<saml:Attribute Name="urn:oasis:names:tc:xacml:2.0:resource:resource-id">
 <saml:AttributeValue>543797436^^^&1.2.840.113619.6.197&ISO</saml:AttributeValue>
</saml:Attribute>
```

### 3.40.4.1.2.3 PurposeOfUse Option

The PurposeOfUse <Attribute> element shall have the Name attribute set to “urn:oasis:names:tc:xspa:1.0:subject:purposeofuse”. The value of the <AttributeValue> element is a child element, “PurposeOfUse”, in the namespace “urn:hl7-org:v3”, whose content is defined by the “CE” (coded element) data type from the HL7 version 3 specification.

The PurposeOfUse element shall contain the coded representation of the Purpose for Use that is in effect for the request.

An example of the syntax of this element is as follows:

```
<saml:Attribute Name="urn:oasis:names:tc:xspa:1.0:subject:purposeofuse">
 <saml:AttributeValue>
 <PurposeOfUse xmlns="urn:hl7-org:v3" xsi:type="CE" code="12"
 codeSystem="1.0.14265.1"
 codeSystemName="ISO 14265 Classification of Purposes for processing personal health information"
 displayName="Law Enforcement"/>
 </saml:AttributeValue>
</saml:Attribute>
```

Codes are assigned by the local Security Domain and a Code-Set needs to be managed. A good source Vocabulary for PurposeOfUse is ISO 14265 – Health Informatics – Classification of purposes for processing personal health information. The Value-Set used may include local codes or codes drawn from formal vocabulary.

3850 The value of the Purpose of Use attribute shall be a urn:hl7-org:v3:CE element, specifying the coded value representing the user's purpose in issuing the request, choosing from the value set given by local Policy. The codeSystem attribute of this element must be present, and must specify the OID of the "Purpose of Use" code system.

#### **3.40.4.1.2.3.1 ATNA encoding of PurposeOfUse**

3855 When the PurposeOfUse Option is used the X-Service User and X-Service Provider SHALL place the PurposeOfUse value into the ATNA Audit Message associated with the transaction according to the ATNA Audit Message Transaction ITI-20, See ITI-TF-2a:3.20.7.3

#### **3.40.4.1.3 Expected Actions**

3860 The X-Service Provider shall validate the Identity Assertion by processing the Web-Services Security header in accordance with the Web-Services Security Standard, and SAML 2.0 Standard processing rules (e.g., check the digital signature is valid and chains to an X-Identity Provider that is configured as trusted). If this validation fails, then the grouped Actor's associated transaction shall return with an error code as described in WS-Security core specification Section 12 (Error Handling, using the SOAP Fault mechanism), and the ATNA Audit event for Authentication Failure shall be recorded according to ATNA rules.

3865 Any ATNA Audit Messages recorded by Actor grouped with the X-Service Provider Actor, shall have the user identity recorded according to the XUA specific ATNA encoding rules (See ITI TF-2b: 3.40.4.2 ATNA Audit encoding). For example: The XDS.b Registry Stored Query Actor records the Query event, this event record will include the identity provided in the XUA Identity Assertion. This assures that the X-Service User and X-Service Provider ATNA Audit messages can be correlated at the ATNA Audit Repository.

3870 The X-Service Provider may use standards transactions to communicate with the X-Assertion Provider (e.g., WS-Trust, SAML 2.0 Protocol) to obtain information not included in the assertion provided (e.g., Attributes that might be related to structural roles).

3875 The X-Service Provider may utilize the identity in access control decisions. Appropriate error messages, not defined here, shall be returned. The X-Service Provider may ignore any other statements (e.g., Attributes).

The X-Service Provider may use the authentication class references to determine the method that was used to authenticate the user. For example the X-Service Provider may have a configurable list of authentication class references that it is willing to recognize as authentication methods that are acceptable, thus treating other authentication class references as not authorized.

3880 Assertions need to be carefully managed inside the X-Service Provider to ensure they are not exposed in the application code or any subsequent use of the Assertion.

#### **3.40.4.1.3.1 Subject-Role Option**

When the Subject-Role Option is used, the X-Service Provider may utilize the Subject-Role values in local policy for access control decision making.

3885 The X-Service Provider may need to bridge the Subject-Role values into local role vocabulary.

The Subject-Role may be used to populate the ATNA Audit Message.

#### 3.40.4.1.3.2 Authz-Consent Option

3890 When the Authz-Consent Option is used, the X-Service Provider may utilize the Authz-Consent values in local policy for access control decision making. The Authz-Consent values are offered by the X-Service User as an indicator of the specific consent or authorization that the X-Service User has determined authorizes the transaction. The values are informative to the X-Service Provider which may choose to ignore the values.

This may require the X-Service Provider to lookup the metadata by reference to the values given, and may require the X-Service Provider to retrieve the consent documents.

3895 The Authz-Consent value may be used to populate the ATNA Audit Message.

#### 3.40.4.1.3.3 PurposeOfUse Option

3900 When the PurposeOfUse Option is used the X-Service Provider SHALL place the PurposeOfUse into the ATNA Audit Message associated with the transaction (see Section 3.40.4.1.2.3.1). This PurposeOfUse in the audit log can be used at the Audit Record Repository to inform reporting such as Accounting of Disclosures or Breach Notifications. The X-Service Provider MAY use the PurposeOfUse value in Access Control decisions.

#### 3.40.4.2 ATNA Audit encoding

3905 When an ATNA Audit message needs to be generated and the user is authenticated by way of an X-User Assertion, the ATNA Audit message **UserName** element shall record the X-User Assertion using the following encoding:

**alias**"<"**user**"@"**issuer**">"

where:

- **alias** is the optional string within the SAML Assertion's Subject element SPProvidedID attribute
- **user** is the required content of the SAML Assertion's Subject element
- **issuer** is the X-Assertion Provider entity ID contained with the content of SAML Assertion's Issuer element

#### 3.40.4.3 Informative Material on WS-Trust

3915 If the X-Service Provider uses WS-Trust in order to obtain a SAML assertion from an X-Identity Provider, it is suggested to use the version 1.3 of the WS-Trust specification, as described in [WS-Trust].

### 3.41 Provide and Register Document Set-b

3920 This section corresponds to Transaction [ITI-41] of the IHE Technical Framework. Provide and Register Document Set-b is used by the Document Source to provide a set of documents to the Document Repository, and to request that the Document Repository store these documents and then register them with the Document Registry. The Document Source or Metadata-Limited Document Source may also provide a set of documents to a Document Recipient.

| Integration Profiles using this Transaction          |
|------------------------------------------------------|
| Cross-Enterprise Document Sharing-b (XDS.b)          |
| Cross-Enterprise Document Reliable Interchange (XDR) |

3925

The Provide and Register Document Set-b transaction describes the interaction between the Document Source/Metadata-Limited Document Source and the Document Recipient actors, and the Document Source and Document Repository actors. The interaction between the Document Repository and the XDS Document Registry is described separately in the Register Document Set-b Transaction [ITI-42].

3930

This transaction aligns with the Registry Services standard (ebRS) for the format of the document metadata as defined in ITI TF-3: 4. The ebRS standard covers the interaction with a service that includes a registry with integrated repository. From the point of view of the Document Source, the separate nature of the XDS Document Registry and Document Repository actors is not relevant.

3935

By specifying separate Document Registry and Document Repository actors, XDS offers additional flexibility of having a single Document Registry index content for multiple Document Repositories. The ebRIM portion of the registry standard supports this possibility though the ExternalLink object type.

3940

In XDS, the documents and metadata go to the Document Repository Actor and then the metadata is forwarded on to the Document Registry Actor. They move in this direction for several reasons:

- Allows best reuse of ebXML Registry specified metadata and web services protocols
- Document Source only needs to know the identity of the Document Repository. Document Repository knows the identity of the Document Registry. If Provide and Register Document Set-b transaction were sent to the Document Registry then routing decisions for documents would be more complex.
- Resulting protocols are simpler
- Simplifies the common case where the Document Source and the Document Repository are grouped.

3945

3950

Actors that support the Asynchronous Web Services Exchange Option and implement the Provide and Register Document Set-b [ITI-41] transaction shall support Asynchronous Web

3955 Services Exchange on all XDS.b or XDR transactions they implement. Refer to ITI TF-2x: V.5 Synchronous and Asynchronous Web Services Exchange for an explanation of Asynchronous Web Services Exchange.

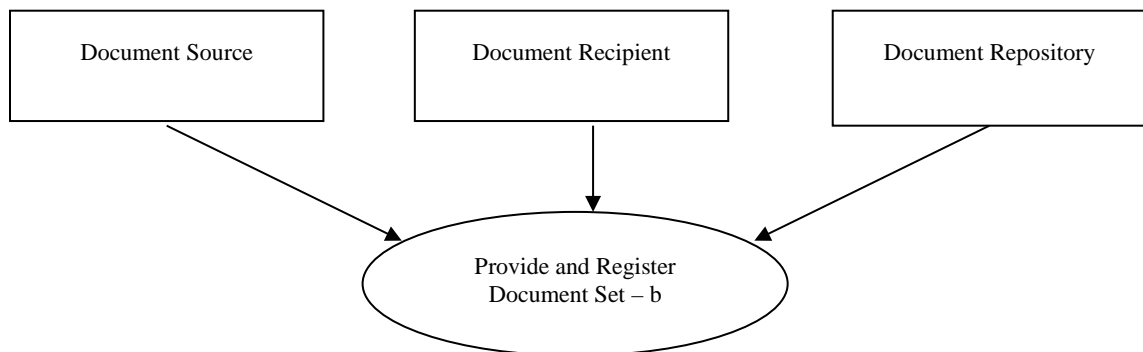
### 3.41.1 Scope

The Provide and Register Document Set-b transaction passes a Repository Submission Request (see ITI TF-3: 4.3.1.2.1) from a Document Source to a Document Repository, Document Recipient, or a Metadata-Limited Document Source to a Document Recipient.

3960 A Provide and Register Document Set-b transaction shall carry:

- Metadata describing zero or more documents
- Within metadata, one XDSDocumentEntry object per document
- XDS Submission Set definition along with the linkage to new documents and references to existing documents
- 3965 • Zero or more XDS Folder definitions along with linkage to new or existing documents
- Zero or more documents

### 3.41.2 Use Case Roles



**Actor:** Document Source

3970 **Role:** A system that submits documents and associated metadata to a Document Repository. Detailed requirements for this actor are discussed in ITI TF-2b: 3.41.6.1.

**Actor:** Metadata-Limited Document Source

**Role:** A system that submits documents and a limited set of associated metadata to a Document Recipient. Detailed requirements for this actor are discussed in ITI TF-2b: 3.41.6.1.

3975 **Actor:** Document Recipient

**Role:** A system that receives a set of documents. Typically this document set will be made available to the intended recipient who will chose to either view it or integrate it into the Electronic Healthcare Record (EHR).

Detailed requirements for this actor are discussed in ITI TF-2b: 3.41.6.2.

3980 **Actor:** Document Repository

**Role:** A document storage system that receives documents and associated metadata and:

- Stores the documents
  - Enhances submitted metadata with repository information to enable later retrieval of documents
- 3985
- Forwards the enhanced metadata to the Document Registry.

Detailed requirements for this actor are discussed in ITI TF-2b: 3.41.6.2.

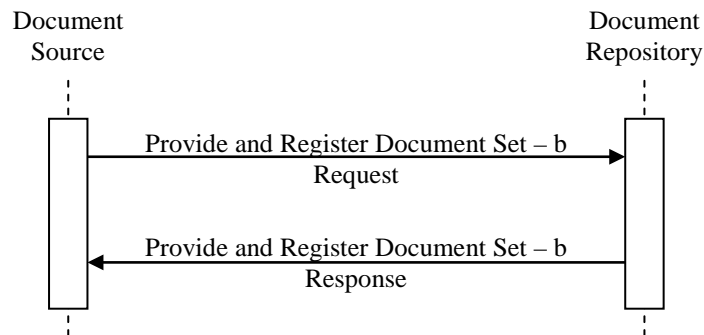
### 3.41.3 Referenced Standards

Implementors of this transaction shall comply with all requirements described in: ITI TF-2x: Appendix V: Web Services for IHE Transactions.

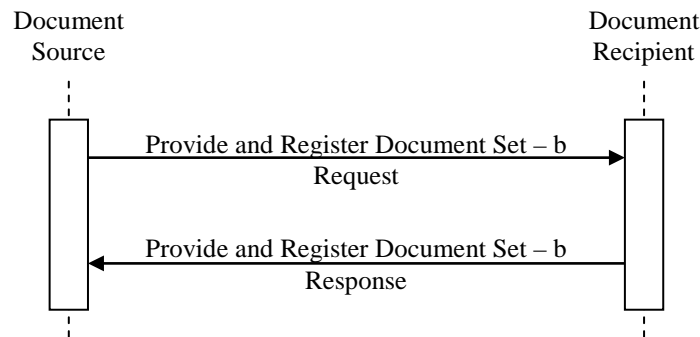
3990

|                          |                                                                                                                                          |
|--------------------------|------------------------------------------------------------------------------------------------------------------------------------------|
| ebRIM                    | OASIS/ebXML Registry Information Model v3.0                                                                                              |
| ebRS                     | OASIS/ebXML Registry Services Specifications v3.0                                                                                        |
| ITI TF-2x:<br>Appendix V | Web Services for IHE Transactions<br>Contains references to all Web Services standards and requirements of use                           |
| ITI TF-3:4               | Metadata used in Document Sharing profiles                                                                                               |
| MTOM                     | SOAP Message Transmission Optimization Mechanism <a href="http://www.w3.org/TR/soap12-mtom/">http://www.w3.org/TR/soap12-mtom/</a>       |
| XOP                      | XML-binary Optimized Packaging <a href="http://www.w3.org/TR/2005/REC-xop10-20050125/">http://www.w3.org/TR/2005/REC-xop10-20050125/</a> |

### 3.41.4 Interaction Diagrams







3995

#### 3.41.4.1 Provide and Register Document Set-b Request

A Document Source or Metadata-Limited Document Source sends documents and associated metadata to a Document Recipient, or a Document Repository that has an associated Document Registry.

4000 The Document Repository shall, upon receipt of a Provide and Register Document Set-b [ITI-41] transaction send a corresponding Register Document Set-b [ITI-42] transaction to the Document Registry Actor.

- The Document Repository Actor shall create and insert the XSDDocumentEntry.repositoryUniqueId, XSDDocumentEntry.size, and XSDDocumentEntry.hash attributes for each document received from the Provide and Register Document Set-b [ITI-41] transaction into the resulting Register Document Set-b [ITI-42] transaction metadata. The combination of XSDDocumentEntry.uniqueId and XSDDocumentEntry.repositoryUniqueId attributes value shall later be accepted in a Retrieve Document Set transaction [ITI-43] for that document and the document shall be returned.

4005

4010

##### 3.41.4.1.1 Trigger Events

The Document Source or Metadata-Limited Document Source, based on a human decision or the application of a certain rule of automatic operation, wants to submit

- A set of zero or more documents to the Document Repository and the associated metadata to the Document Registry.

4015

or

- A set of one or more documents to a Document Recipient.

##### 3.41.4.1.2 Message Semantics

4020 The sections in ITI TF-3: 4.1 specify the mapping of XDS concepts to ebRS and ebRIM semantics and document metadata. A full example of document metadata submission can be found in ITI TF-2x: Appendix W.

The Provide and Register Document Set-b message shall include the metadata attributes as defined in ITI TF-3: 4.3.1.2.1 and ITI TF-3: Table 4.3.1.1-3.

### 3.41.4.1.3 Expected Actions

4025 A Document Recipient receives the metadata and the associated document(s). It shall be able to interpret the submission without any context (e.g., a prior submission). The Document Recipient may validate the metadata as described in ITI TF-3: Table 4.3.1.1-3.

4030 If the Document Recipient declares the Accepts Limited Metadata Option it shall not reflect an error because the limitedMetadata attribute is present. Furthermore, if the Document Recipient chooses to validate the metadata and the limitedMetadata attribute is present, it shall validate in accordance with the requirements in ITI TF-3: Table 4.3.1.1-3 column labeled “XDS Metadata-Limited Document Source”.

4035 The Document Source may include Folders in metadata. If the Document Recipient is not able to process the Folder specific content it shall return a PartialFolderContentNotProcessed warning which includes a textual description identifying that Folder Content was not processed. In this case the Document Recipient is expected to have processed the rest of the submission successfully.

4040 In the case where the Document Source submits a replacement of documents, if the Document Recipient is not able to process the replacement semantics in the submission it shall return a PartialReplaceContentNotProcessed warning which includes a textual description identifying that the replacement semantics were not processed. In this case the Document Recipient is expected to have processed the rest of the submission successfully.

A Document Repository shall forward the metadata to the Document Registry using the Register Document Set-b transaction [ITI-42].

4045 The Document Repository receives this message. Each document within the message shall be stored into the Document Repository as an octet stream with an associated MIME type.

The Document Repository shall modify the received document metadata before initiating the Register Document Set-b transaction to the Document Registry by adding/replacing:

- 4050
- The repositoryUniqueId for this Document Repository to allow for the Document Consumer to correctly identify the proper Document Repository for each document (XDSDocumentEntry.repositoryUniqueId).
  - A hash value (XDSDocumentEntry.hash)
  - A size (XDSDocumentEntry.size).

4055 A Register Document Set-b transaction with this modified metadata shall be issued to the Document Registry.

The Document Repository shall ensure that when any Retrieve Document Set transaction is received requesting a specific document(s), it shall be provided to the Document Consumer unchanged from the octet stream that was submitted (full fidelity repository) and shall match the size and hash attributes of the XDSDocumentEntry object.

4060 If the Document Repository or Document Recipient detects a failure it shall return an error message to the Document Source or Metadata-Limited Document Source thus terminating this transaction. The conditions of failure and possible error messages are given in the ebRS standard and detailed in ITI TF-3: 4.2.4 Error Reporting.

#### **3.41.4.1.3.1 Basic Patient Privacy Enforcement Option**

4065 If the Basic Patient Privacy Enforcement Option is implemented:

1. The Document Source Actor shall populate the confidentialityCode in the document metadata with the list of values that identify the sensitivity classifications that apply to the associated document. The confidentiality codes for different documents in the same submission may be different.
- 4070 2. The Document Source Actor shall be able to be configured with the Patient Privacy Policies, Patient Privacy Policy Identifiers (OIDs) and associated information necessary to understand and enforce the XDS Affinity Domain Policy. The details of this are product specific and not specified by IHE.
- 4075 3. The Document Source Actor may have user interface or business rule capabilities to determine the appropriate confidentiality codes for each document. The details of this are product specific and not specified by IHE. However, the information about how confidentiality codes are assigned must be part of the published policy for the XDS Affinity Domain. Note: For example, when publishing a document, the Document Source, might show a list of checkboxes where a user can select which of the available consents a document is to be published.
- 4080 4. The Document Recipient Actor shall be able to be configured with the Patient Privacy Policies, Patient Privacy Policy Identifiers (OIDs) and associated information necessary to understand and enforce the policies. The meanings of the codes on the media must be provided out of band, e.g., by telephone, fax, or email. The detail of how this is done is product specific and not specified by IHE. If the documents are transferred internally within the organization or to other members of the recipient's affinity domain, appropriate internal confidentiality codes shall be applied.
- 4085 5. The Document Recipient Actor shall have the ability to coerce the confidentiality code in the metadata associated with the document from the codes used by the Document Source to the codes used by the Document Recipient.
- 4090 6. The Document Recipient Actor shall abide by the XDS Affinity Domain Policies represented by the confidentialityCode in the metadata associated with the document. The Document Recipient Actor likely will have user access controls or business rule capabilities to determine the details of how confidentiality codes apply to query results. The details of this are product specific and not specified by IHE. These rules shall reduce the query results to only those that are appropriate to the current situation for that actor and user.
- 4095

### 3.41.4.2 Provide and Register Document Set-b Response

4100 The Document Repository or Document Recipient shall send a Provide and Register Document Set-b Response when the processing of a Provide and Register Document Set-b Request is complete.

4105 The Provide and Register Document Set-b Response message shall carry the status of the requested operation and an error message if the requested operation failed. The conditions of failure and possible error messages are given in the ebRS standard and detailed in ITI TF-3: 4.2.4 Error Reporting.

#### 3.41.4.2.1 Trigger Events

The following events can trigger this message:

- Documents successfully received and processed by the Document Recipient
- Documents were not successfully received by the Document Recipients
- 4110 • Documents stored to the Document Repository successfully and metadata stored to the Document Registry successfully (The registry part is carried out as part of a Register Document Set-b transaction)
- Documents stored to the Document Repository successfully but an error occurred in storing the metadata to the Document Registry
- 4115 • Documents were not successfully stored to the Document Repository

#### 3.41.4.2.2 Message Semantics

4120 The Provide and Register Document Set-b Response message shall carry the status of the requested operation and an error message if the requested operation failed. The conditions of failure and possible error messages are given in the ebRS standard and detailed in ITI TF-3: 4.2.4 Error Reporting.

#### 3.41.4.2.3 Expected Actions

The Document Source now knows that the transaction succeeded/failed and can continue.

4125 The document(s) received by the Document Recipient shall be available for further processing according to the capabilities of the system. These capabilities are not specified by IHE, but may include viewing the document or storing them to an Electronic Healthcare Record (EHR).

The document(s) added to the Document Repository are now available for retrieval. The metadata added to the registry shall be available for discovery via Registry Stored Query transactions.

### 3.41.5 Protocol Requirements

4130 Implementors of this transaction shall comply with all requirements described in ITI TF-2x :Appendix V: Web Services for IHE Transactions.

The Provide and Register Document Set-b transaction shall use SOAP12 and MTOM with XOP encoding (labeled MTOM/XOP in this specification). See ITI TF-2x: Appendix V for details.

### WSDL Namespace Definitions

|       |                                               |
|-------|-----------------------------------------------|
| ihe   | urn:ihe:iti:xds-b:2007                        |
| rs    | urn:oasis:names:tc:ebxml-regrep:xsd:rs:3.0    |
| lcm   | urn:oasis:names:tc:ebxml-regrep:xsd:lcm:3.0   |
| query | urn:oasis:names:tc:ebxml-regrep:xsd:query:3.0 |

4135 Document Repository: These are the requirements for the Provide and Register Document Set-b transaction presented in the order in which they would appear in the Document Repository WSDL definition:

- The following types shall be imported (xsd:import) in the /definitions/types section:
  - namespace="urn:oasis:names:tc:ebxml-regrep:xsd:rs:3.0", schema="rs.xsd"

4140

- namespace="urn:ihe:iti:xds-b:2007", schemaLocation="IHEXDS.xsd"

- The /definitions/message/part/@element attribute of the Provide and Register Document Set-b Request message shall be defined as “ihe:ProvideAndRegisterDocumentSetRequest”

4145

- The /definitions/message/part/@element attribute of the Provide and Register Document Set-b Response message shall be defined as “rs:RegistryResponse”

- Refer to Table 3.41.5.b below for additional attribute requirements

- To support the Asynchronous Web Services Exchange Option on the Document Source, the Document Repository and Document Recipient shall support the use of a non-anonymous response EPR in the WS-Addressing replyTo header.

4150 These are the requirements that affect the wire format of the SOAP message. The other WSDL properties are only used within the WSDL definition and do not affect interoperability. Full sample request and response messages are in ITI TF-2b: 3.41.5.1 Sample SOAP Messages.

For informative WSDL for the Document Repository Actor see ITI TF-2x: Appendix W.

The <ihe:ProvideAndRegisterDocumentSetRequest/> element is defined as:

4155

- One <lcm:SubmitObjectsRequest/> element that contains the submission set metadata
- Zero or more <ihe:Document/> elements that contain the base64encoded data for the documents being submitted to the Document Repository or Document Recipient. The <ihe:Document/> element also includes the document id attribute (ihe:Document/@id) of type xsd:anyURI to match the document ExtrinsicObject id in the metadata and providing the necessary linkage

4160

The use of MTOM/XOP is governed by the following rules:

- The Document Repository or Document Recipient shall accept documents in a Provide and Register Document Set-b transaction in MTOM/XOP format. The response message shall use MTOM/XOP format.

- 4165
- The Document Source shall generate Provide and Registry Document Set-b transactions in MTOM/XOP format. It shall accept the response message in MTOM/XOP format.

**Table 3.41.5.b: Additional Attribute Requirements**

| Attribute                                                   | Value                                                    |
|-------------------------------------------------------------|----------------------------------------------------------|
| /definitions/portType/operation/@name                       | DocumentRepository_ProvideAndRegisterDocumentSet-b       |
| /definitions/portType/operation/input/@wsaw:Action          | urn:ihe:iti:2007:ProvideAndRegisterDocumentSet-b         |
| /definitions/portType/operation/output/@wsaw:Action         | urn:ihe:iti:2007:ProvideAndRegisterDocumentSet-bResponse |
| /definitions/binding/operation/soap12:operation/@soapAction | urn:ihe:iti:2007:CrossGatewayQuery                       |

- 4170 A full XML Schema Document for the XDS.b types is available online on the IHE FTP site, see ITI TF-2x: Appendix W.

### 3.41.5.1 Sample SOAP Messages

- 4175 The samples in the following two sections show a typical SOAP request and its relative SOAP response. The sample messages also show the WS-Addressing headers <Action/>, <MessageID/>, <ReplyTo/>...; these WS-Addressing headers are populated according to the ITI TF-2x: Appendix V: Web Services for IHE Transactions. The body of the SOAP message is omitted for brevity; in a real scenario the empty element will be populated with the appropriate metadata.

- 4180 Samples presented in this section are also available online on the IHE FTP site, see ITI TF-2x: Appendix W.

#### 3.41.5.1.1 Sample Provide and Register Document Set-b SOAP Request

##### 3.41.5.1.1.1 Synchronous Web Services Exchange

- 4185
- ```
POST /axis2/services/repository HTTP/1.1
Content-Type: multipart/related; boundary=MIMEBoundaryurn_uuid_76A2C3D9BCD3AECFF31217932910180;
type="application/xop+xml"; start="<0.urn:uuid:76A2C3D9BCD3AECFF31217932910181@apache.org>";
start-info="application/soap+xml"; action="urn:ihe:iti:2007:ProvideAndRegisterDocumentSet-b"
User-Agent: Axis2
Host: localhost:4040
Content-Length: 4567
```
- 4190
- ```
--MIMEBoundaryurn_uuid_76A2C3D9BCD3AECFF31217932910180
Content-Type: application/xop+xml; charset=UTF-8; type="application/soap+xml"
Content-Transfer-Encoding: binary
Content-ID: <0.urn:uuid:76A2C3D9BCD3AECFF31217932910181@apache.org>
```
- 4195
- ```
<?xml version='1.0' encoding='UTF-8'?>
<soapenv:Envelope xmlns:soapenv="http://www.w3.org/2003/05/soap-envelope"
xmlns:wsa="http://www.w3.org/2005/08/addressing">
  <soapenv:Header>
    <wsa:To>http://localhost:4040/axis2/services/test11966a</wsa:To>
```
- 4200

```
4205     <wsa:MessageID>urn:uuid:76A2C3D9BCD3AECFF31217932910053</wsa:MessageID>
        <wsa:Action soapenv:mustUnderstand="1">urn:ihe:iti:2007:ProvideAndRegisterDocumentSet-
b</wsa:Action>
        </soapenv:Header>
        <soapenv:Body>
            <xdsb:ProvideAndRegisterDocumentSetRequest xmlns:xdsb="urn:ihe:iti:xds-b:2007">
                <lcm:SubmitObjectsRequest xmlns:lcm="urn:oasis:names:tc:ebxml-regrep:xsd:lcm:3.0">
4210                 <rim:RegistryObjectList xmlns:rim="urn:oasis:names:tc:ebxml-regrep:xsd:rim:3.0">
                    <!-- Registry Metadata goes here -->
                    </rim:RegistryObjectList>
                </lcm:SubmitObjectsRequest>
4215                <xdsb:Document id="Document01">
                    <xop:Include href="cid:1.urn:uuid:76A2C3D9BCD3AECFF3121793290229@apache.org"
                        xmlns:xop="http://www.w3.org/2004/08/xop/include"/>
                    </xdsb:Document>
                </xdsb:ProvideAndRegisterDocumentSetRequest>
4220            </soapenv:Body>
        </soapenv:Envelope>

--MIMEBoundaryurn_uuid_76A2C3D9BCD3AECFF31217932910180
4225 Content-Type: text/plain
Content-Transfer-Encoding: binary
Content-ID: <1.urn:uuid:76A2C3D9BCD3AECFF31217932910229@apache.org>

This is my document.
4230 It is great!

--MIMEBoundaryurn_uuid_76A2C3D9BCD3AECFF31217932910180--
```

4235 **3.41.5.1.1.2 Asynchronous Web Services Exchange**

```

4235 <s:Envelope xmlns:s="http://www.w3.org/2003/05/soap-envelope"
      xmlns:a="http://www.w3.org/2005/08/addressing">
4240   <s:Header>
      <a:Action s:mustUnderstand="1">urn:ihe:iti:2007:ProvideAndRegisterDocumentSet-
b</a:Action>
      <a:MessageID>urn:uuid:6d296e90-e5dc-43d0-b455-7c1f3eb35d83</a:MessageID>
      <a:ReplyTo>
4245   <a:Address>http://192.168.2.4:9080/XdsService
/DocumentSourceReceiver.svc</a:Address>
      </a:ReplyTo>
      <a:To
s:mustUnderstand="1">http://localhost:2647/XdsService/DocumentRepositoryReceiver.svc</a:To>
4250   </s:Header>
      <s:Body>
        <ProvideAndRegisterDocumentSetRequest
          xmlns="urn:ihe:iti:xds-b:2007"
          xmlns:lcm="urn:oasis:names:tc:ebxml-regrep:xsd:lcm:3.0"
          xmlns:rsm="urn:oasis:names:tc:ebxml-regrep:xsd:rsm:3.0"
          xmlns:rs="urn:oasis:names:tc:ebxml-regrep:xsd:rs:3.0">
4255           <lcm:SubmitObjectsRequest>
             <!--Rest of SubmitObjectsRequest message goes here -->
             </lcm:SubmitObjectsRequest>
             <Document
id="Document01">UjBsR09EbGhjZ0dTUxNQFBUUNBRU1tQ1p0dU1GUxhEUzhi</Document>
             </ProvideAndRegisterDocumentSetRequest>
4260           </s:Body>
        </s:Envelope>
4265

```

3.41.5.1.2 Sample Provide and Register Document Set-b SOAP Response**3.41.5.1.2.1 Synchronous Web Services Exchange**

```

4270 <s:Envelope
      xmlns:s="http://www.w3.org/2003/05/soap-envelope"
      xmlns:a="http://www.w3.org/2005/08/addressing">
4275   <s:Header>
      <a:Action s:mustUnderstand="1">
        urn:ihe:iti:2007:ProvideAndRegisterDocumentSet-bResponse
      </a:Action>
      <a:RelatesTo>urn:uuid:6d296e90-e5dc-43d0-b455-7c1f3eb35d83</a:RelatesTo>
4280   </s:Header>
      <s:Body>
        <rs:RegistryResponse
          status="urn:oasis:names:tc:ebxml-regrep:ResponseStatusType:Success"
          xmlns:rs="urn:oasis:names:tc:ebxml-regrep:xsd:rs:3.0" />
4285   </s:Body>
    </s:Envelope>

```

3.41.5.1.2.2 Asynchronous Web Services Exchange

```

4290 <s:Envelope
      xmlns:s="http://www.w3.org/2003/05/soap-envelope"
      xmlns:a="http://www.w3.org/2005/08/addressing">
      <s:Header>
        <a:Action s:mustUnderstand="1">
          urn:ihe:iti:2007:ProvideAndRegisterDocumentSet-bResponse
        </a:Action>
        <a:MessageID>urn:uuid:D6C21225-8E7B-454E-9750-821622C099DB</a:MessageID>

```



```
4295         <a:RelatesTo>urn:uuid:6d296e90-e5dc-43d0-b455-7c1f3eb35d83</a:RelatesTo>
         <a:To
s:mustUnderstand="1">http://localhost:2647/XdsService/DocumentSourceReceiver.svc</a:To>
         </s:Header>
4300         <s:Body>
         <rs:RegistryResponse
             status="urn:oasis:names:tc:ebxml-regrep:ResponseStatusType:Success"
             xmlns:rs="urn:oasis:names:tc:ebxml-regrep:xsd:rs:3.0" />
         </s:Body>
4305 </s:Envelope>
```

3.41.6 Actor Requirements

This section summarizes the responsibilities of the actors relevant to this transaction.

3.41.6.1 Document Source

4310 An implementation of the Document Source or Metadata-Limited Document Source Actor shall be capable of the following operations:

- Submit one or more documents. Whether a submission contains a single or multiple documents depends on workflows, policies, and other external factors which are outside of the scope of this transaction.

4315 An implementation of the XDS Document Source Actor may support one or more of the following XDS.b options:

- **Document Replace Option:** In this option the Document Source offers the ability to submit a document as a replacement for another document already in the registry/repository.
- 4320 • **Document Addendum Option** In this option the Document Source shall offer the ability to submit a document as an addendum to another document already in the registry/repository.
- **Document Transformation Option** In this option the Document Source shall offer the ability to submit a document as a transformation of another document already in the registry/repository.

4325

Note: In order to support document replacement/addendum/transformation grouping with the Document Consumer may be necessary in order to Query the registry (e.g., for UUIDs of existing document entries)

- **Folder Management Option.** In this option the Document Source offers the ability to perform the following operation:
 - 4330 • Create a folder
 - Add one or more documents to a folder

Note: In order to support document addition to an existing folder, grouping with the Document Consumer may be necessary in order to Query the registry (e.g., for UUIDs of existing folder).

These operations are discussed in ITI TF-3: 4.3.1.2 XDS Specific Requirements.

4335 **3.41.6.2 Document Repository or Document Recipient**

A Document Repository or Document Recipient shall be capable of accepting submissions containing multiple documents.

Note: The Document Source may submit single documents or multiple documents depending on its needs.

4340 A Document Repository shall validate the following metadata element received as part of a Provide and Register transaction:

- **XSDDocumentEntry.uniqueId** – a submission shall be rejected if not unique within the repository and the hashes of the two documents do not match. If the hashes of the documents match, the Document Repository shall accept the duplicate document.

4345 A Document Repository or Document Recipient shall validate the following metadata element received as part of a Provide and Register transaction:

- **XDSSubmissionSet.sourceId** – a Document Repository or Document Recipient may choose to accept submissions only from certain sources and use this field to perform the filtering.
- **XSDDocumentEntry.hash** – a submission shall be rejected if the hash is included in the submission and its value does not match the hash for the received document (ignoring case), as calculated by the Document Repository or Document Recipient; an XDSRepositoryMetadataError shall be returned on mismatch.
- **XSDDocumentEntry.size** – a submission shall be rejected if the size is included in the submission and its value does not match the size of the received document, as computed by the Document Repository or Document Recipient; an XDSRepositoryMetadataError shall be returned on mismatch.

3.41.7 Security Considerations

Relevant XDS Affinity Domain security considerations are discussed in the XDS Security Considerations Section (see ITI TF-1: 10.7).

4360 **3.41.7.1 Audit Record Considerations**

The Provide and Register Document Set-b Transaction is either a PHI-Import event or a PHI-Export event, depending on actor, as defined in ITI TF-2a: Table 3.20.6-1, with the following exceptions.

4365 **3.41.7.1.1 Document Source audit message:**

	Field Name	Opt	Value Constraints
Event AuditMessage/ EventIdentification	EventID	M	EV(110106, DCM, "Export")
	EventActionCode	M	"R" (Read)
	EventDateTime	M	not specialized
	EventOutcomeIndicator	M	not specialized
	EventTypeCode	M	EV("ITI-41", "IHE Transactions", "Provide and Register Document Set-b")
Source (Document Source) (1)			
Human Requestor (0..n)			
Destination (Document Repository) (1)			
Audit Source (Document Source) (1)			
Patient (1)			
SubmissionSet (1)			

Where:

Source AuditMessage/ ActiveParticipant	Field Name	Opt	Value Constraints
	UserID	M	The content of the <wsa:ReplyTo/> element.
	AlternativeUserID	M	the process ID as used within the local operating system in the local system logs.
	UserName	U	not specialized
	UserIsRequestor	U	not specialized
	RoleIDCode	M	EV(110153, DCM, "Source")
	NetworkAccessPointTypeCode	M	"1" for machine (DNS) name, "2" for IP address
	NetworkAccessPointID	M	The machine name or IP address, as specified in RFC 3881.

Human Requestor (if known) AuditMessage/ ActiveParticipant	Field Name	Opt	Value Constraints
	UserID	M	Identity of the human that initiated the transaction.
	AlternativeUserID	U	not specialized
	UserName	U	not specialized
	UserIsRequestor	U	not specialized
	RoleIDCode	U	Access Control role(s) the user holds that allows this transaction.
	NetworkAccessPointTypeCode	NA	
	NetworkAccessPointID	NA	

Destination AuditMessage/ ActiveParticipant	Field Name	Opt	Value Constraints
	UserID	M	SOAP endpoint URI.
	AlternativeUserID	U	not specialized
	UserName	U	not specialized
	UserIsRequestor	M	"false"
	RoleIDCode	M	EV(110152, DCM, "Destination")
	NetworkAccessPointTypeCode	M	"1" for machine (DNS) name, "2" for IP address
	NetworkAccessPointID	M	The machine name or IP address, as specified in RFC 3881.

4370

Audit Source AuditMessage AuditSourceIdentification	<i>AuditSourceID</i>	<i>U</i>	<i>not specialized.</i>
	<i>AuditEnterpriseSiteID</i>	<i>U</i>	<i>not specialized</i>
	<i>AuditSourceTypeCode</i>	<i>U</i>	<i>not specialized</i>

Patient (AuditMessage/ ParticipantObjectIdentification)	<i>ParticipantObjectTypeCode</i>	<i>M</i>	"1" (Person)
	<i>ParticipantObjectTypeCodeRole</i>	<i>M</i>	"1" (Patient)
	<i>ParticipantObjectDataLifeCycle</i>	<i>U</i>	<i>not specialized</i>
	<i>ParticipantObjectIDTypeCode</i>	<i>M</i>	EV(2, RFC-3881, "Patient Number")
	<i>ParticipantObjectSensitivity</i>	<i>U</i>	<i>not specialized</i>
	<i>ParticipantObjectID</i>	<i>M</i>	The patient ID in HL7 CX format.
	<i>ParticipantObjectName</i>	<i>U</i>	<i>not specialized</i>
	<i>ParticipantObjectQuery</i>	<i>U</i>	<i>not specialized</i>
<i>ParticipantObjectDetail</i>	<i>U</i>	<i>not specialized</i>	

Submission Set (AuditMessage/ ParticipantObjectIdentification)	<i>ParticipantObjectTypeCode</i>	<i>M</i>	"2" (System)
	<i>ParticipantObjectTypeCodeRole</i>	<i>M</i>	"20" (job)
	<i>ParticipantObjectDataLifeCycle</i>	<i>U</i>	<i>not specialized</i>
	<i>ParticipantObjectIDTypeCode</i>	<i>M</i>	EV("urn:uuid:a54d6aa5-d40d-43f9-88c5-b4633d873bdd", "IHE XDS Metadata", "submission set classificationNode")
	<i>ParticipantObjectSensitivity</i>	<i>U</i>	<i>not specialized</i>
	<i>ParticipantObjectID</i>	<i>M</i>	The submissionSet unique ID
	<i>ParticipantObjectName</i>	<i>U</i>	<i>not specialized</i>
	<i>ParticipantObjectQuery</i>	<i>U</i>	<i>not specialized</i>
<i>ParticipantObjectDetail</i>	<i>U</i>	<i>not specialized</i>	

3.41.7.1.2 Document Repository or Document Recipient audit message:

	Field Name	Opt	Value Constraints
Event AuditMessage/ EventIdentification	EventID	<i>M</i>	EV(110107, DCM, "Import")
	EventActionCode	<i>M</i>	"C" (Create)
	<i>EventDateTime</i>	<i>M</i>	<i>not specialized</i>
	<i>EventOutcomeIndicator</i>	<i>M</i>	<i>not specialized</i>
	EventTypeCode	<i>M</i>	EV("ITI-41", "IHE Transactions", "Provide and Register Document Set-b")
Source (Document Source) (1)			
Destination (Document Repository or Document Recipient) (1)			
Audit Source (Document Repository or Document Recipient) (1)			
Patient (1)			
SubmissionSet (1)			

4375

Where:

Source (AuditMessage/ ActiveParticipant)	UserID	M	The content of the <wsa:ReplyTo/> element.
	AlternativeUserID	U	<i>not specialized</i>
	<i>UserName</i>	U	<i>not specialized</i>
	UserIsRequestor	U	<i>not specialized</i>
	RoleIDCode	M	EV(110153, DCM, "Source")
	NetworkAccessPointTypeCode	M	"1" for machine (DNS) name, "2" for IP address
	NetworkAccessPointID	M	The machine name or IP address, as specified in RFC 3881.

4380

Destination (AuditMessage/ ActiveParticipant)	UserID	M	SOAP endpoint URI
	AlternativeUserID	M	the process ID as used within the local operating system in the local system logs.
	<i>UserName</i>	U	<i>not specialized</i>
	UserIsRequestor	M	"false"
	RoleIDCode	M	EV(110152, DCM, "Destination")
	NetworkAccessPointTypeCode	M	"1" for machine (DNS) name, "2" for IP address
	NetworkAccessPointID	M	The machine name or IP address, as specified in RFC 3881.

Audit Source (AuditMessage/ AuditSourceIdentification)	<i>AuditSourceID</i>	U	<i>Not specialized.</i>
	<i>AuditEnterpriseSiteID</i>	U	<i>not specialized</i>
	<i>AuditSourceTypeCode</i>	U	<i>not specialized</i>

Patient (AuditMessage/ ParticipantObjectIdentification)	ParticipantObjectTypeCode	M	"1" (Person)
	ParticipantObjectTypeCodeRole	M	"1" (Patient)
	<i>ParticipantObjectDataLifeCycle</i>	U	<i>not specialized</i>
	ParticipantObjectIDTypeCode	M	EV(2, RFC-3881, "Patient Number")
	<i>ParticipantObjectSensitivity</i>	U	<i>not specialized</i>
	ParticipantObjectID	M	The patient ID in HL7 CX format.
	<i>ParticipantObjectName</i>	U	<i>not specialized</i>
	<i>ParticipantObjectQuery</i>	U	<i>not specialized</i>
<i>ParticipantObjectDetail</i>	U	<i>not specialized</i>	

Submission Set (AuditMessage/ ParticipantObjectIdentification)	ParticipantObjectTypeCode	M	"2" (System)
	ParticipantObjectTypeCodeRole	M	"20" (job)
	<i>ParticipantObjectDataLifeCycle</i>	U	<i>not specialized</i>
	ParticipantObjectIDTypeCode	M	EV("urn:uuid:a54d6aa5-d40d-43f9-88c5-b4633d873bdd", "IHE XDS Metadata", "submission set classificationNode")
	<i>ParticipantObjectSensitivity</i>	U	<i>not specialized</i>
	ParticipantObjectID	M	The submissionSet unique ID
	<i>ParticipantObjectName</i>	U	<i>not specialized</i>
	<i>ParticipantObjectQuery</i>	U	<i>not specialized</i>
<i>ParticipantObjectDetail</i>	U	<i>not specialized</i>	

4385

3.42 Register Document Set-b

This section corresponds to transaction [ITI-42] of the IHE IT Infrastructure Technical Framework. Transaction [ITI-42] is used by the Document Repository Actor to register a set of documents with the Document Registry in XDS.b.

4390

Integration Profiles using this Transaction
Cross-Enterprise Document Sharing-b (XDS.b)

Actors that support the Asynchronous Web Services Exchange Option and implement the Register Document Set-b transaction shall support the following:

4395

- Document Repository Actor shall support Asynchronous Web Services Exchange for the Provide & Register Document Set – b [ITI-41] and Register Document Set – b [ITI-42], and Retrieve Document Set [ITI-43] transactions
- Document Registry Actor shall support Asynchronous Web Services Exchange for the Registry Stored Query [ITI-18] and Register Document Set – b [ITI-42] transactions

Refer to Section ITI TF-2x: V.5 Synchronous and Asynchronous Web Services Exchange for an explanation of Asynchronous Web Services Exchange.

4400

3.42.1 Scope

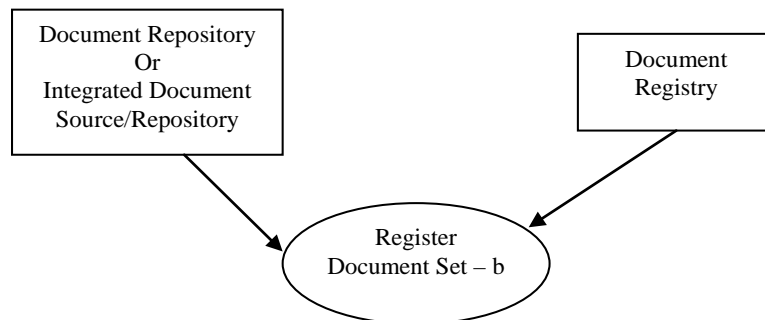
The Register Document Set-b transaction passes a Submission Request from a Document Repository Actor to a Document Registry Actor.

A Register Document Set-b transaction shall carry:

4405

- Metadata describing zero or more documents
- XDS Submission Set definition along with the linkage to new documents and references to existing documents
- An optional XDS Folder definitions along with linkage to new or existing documents

3.42.2 Use Case Roles



4410

Actor: Document Repository or Integrated Document Source/Repository

Role: A document storage system that submits document metadata to a Document Registry.

Actor: Document Registry

Role: A document indexing system that receives and stores document metadata.

4415

Note: Within this transaction, the Document Repository and Integrated Document Source/Repository actors can be used interchangeably


3.42.3 Referenced Standards

Implementors of this transaction shall comply with all requirements described in ITI TF-2x: Appendix V: Web Services for IHE Transactions.

4420

ebRIM	OASIS/ebXML Registry Information Model v3.0
ebRS	OASIS/ebXML Registry Services Specifications v3.0
HL7V2	HL7 Version 2.5
ITI TF-2x: Appendix V	Appendix V Web Services for IHE Transactions Contains references to all Web Services standards and requirements of use
ITI TF-3: 4	Metadata used in Document Sharing profiles

3.42.4 Interaction Diagram



4425

3.42.4.1 Register Document Set-b Request

The Document Repository sends metadata for a set of documents to the Document Registry.

3.42.4.1.1 Trigger Events

The Register Document Set-b Request message is triggered when:

- 4430
- A Document Repository wants to register metadata for a set of documents it holds. These documents may have been stored in the Document Repository by a Document Consumer (using the Provide and Register Document Set-b transaction [ITI-41]) or generated internally by an Integrated Document Source/Repository.

3.42.4.1.2 Message Semantics

- 4435
- The sections in ITI TF-3: 4.1 specify the mapping of XDS concepts to ebRS and ebRIM semantics and document metadata. A full example of document metadata submission can be found in ITI TF-2x: Appendix W.

3.42.4.1.4 Expected Actions

- 4440
- Upon receipt of a Register Document Set-b Request message, the Document Registry with the aid of the Registry Adaptor shall do the following:

- Accept all valid SubmitObjectsRequests.
 - Perform metadata validations
 - The Document Registry Actor shall store and later include in query responses all IHE-defined metadata attributes received in the Register Document Set-b [ITI-42] transaction.
 - If the Document Registry Actor does not send the XDSExtraMetadataNotSaved warning in its response, it shall also store and later include in query responses all non-IHE-defined metadata attributes.
 - Update the registry with the contained metadata
- 4450
- Return a RegistryResponse message given the status of the operation.

If the registry rejects the metadata, then, the following shall occur:

- An error is returned
- The error status includes an error message
- The request is rolled back

3.42.4.1.4.1 Basic Patient Privacy Enforcement Option

If the Basic Patient Privacy Enforcement Option is implemented:

1. The Integrated Document Source / Repository Actor shall populate the confidentialityCode in the document metadata with the list of values that identify the sensitivity classifications that apply to the associated document. The confidentiality codes for different documents in the same submission may be different.
 2. The Integrated Document Source / Repository Actor shall be able to be configured with the Patient Privacy Policies, Patient Privacy Policy Identifiers (OIDs) and associated information necessary to understand and enforce the XDS Affinity Domain Policy. The details of this are product specific and not specified by IHE.
- 4460

- 4465 3. The Integrated Document Source / Repository Actor may have a user interface or
business rule capabilities to determine the appropriate confidentiality codes for each
document. The details of this are product specific and not specified by IHE. However, the
information about how confidentiality codes are assigned must be part of the published
4470 policy for the XDS Affinity Domain. For example, when publishing a document, the
Integrated Document Source / Repository might show a list of checkboxes where a user
can select which of the available consents a document is to be published.

3.42.4.1.5 Protocol Requirements

The Register Document Set-b transaction shall use SOAP12. Furthermore:

- 4475 • The Document Registry Actor shall accept the Register Document Set-b Request
formatted as a SIMPLE SOAP message and respond with the Register Document Set-b
Response formatted as a SIMPLE SOAP message.
- The Document Repository Actor shall generate the Register Document Set-b Request
formatted as a SIMPLE SOAP message and accept the Register Document Set-b
Response formatted as a SIMPLE SOAP message.

4480 See ITI TF-2x: Appendix V for details.

3.42.4.2 Register Document Set-b Response

3.42.4.2.1 Trigger Events

The Document Registry finishes processing a Register Document Set-b Request Message and shall respond with:

- 4485 • Register Document Set-b Response

3.42.4.2.2 Message Semantics

The Register Document Set-b Response message shall carry the status of the requested operation and an error message if the requested operation failed. The conditions of failure and possible error messages are given in the ebRS standard and detailed in ITI TF-3: 4.2.4 Error Reporting.

3.42.4.2.3 Expected Actions

The Document Repository now knows that the transaction succeeded/failed and can continue. The metadata added to the registry as a result of this transaction is now available for discovery.

3.42.5 Protocol Requirements

4495 Implementors of this transaction shall comply with all requirements described in ITI TF-2x: Appendix V: Web Services for IHE Transactions.

WSDL Namespace Definitions

ihe	urn:ihe:iti:xds-b:2007
rs	urn:oasis:names:tc:ebxml-regrep:xsd:rs:3.0

lcm	urn:oasis:names:tc:ebxml-regrep:xsd:lcm:3.0
query	urn:oasis:names:tc:ebxml-regrep:xsd:query:3.0

Document Registry: These are the requirements for the Register Document Set-b transaction presented in the order in which they would appear in the Document Registry WSDL definition:

- 4500
- The following types shall be imported (xsd:import) in the /definitions/types section:
 - namespace="urn:oasis:names:tc:ebxml-regrep:xsd:rs:3.0", schema=" rs.xsd"
 - namespace="urn:oasis:names:tc:ebxml-regrep:xsd:lcm:3.0", schema=" lcm.xsd"
 - The /definitions/message/part/@element attribute of the Register Document Set-b Request message shall be defined as “lcm:SubmitObjectsRequest”
- 4505
- The /definitions/message/part/@element attribute of the Register Document Set-b Response message shall be defined as “rs:RegistryResponse”
 - Refer to Table 3.42.5.b below for additional attribute requirements
 - To support the Asynchronous Web Services Exchange Option on the Document Repository, the Document Registry shall support the use of a non-anonymous response EPR in the WS-Addressing replyTo header.
- 4510

These are the requirements that affect the wire format of the SOAP message. The other WSDL properties are only used within the WSDL definition and do not affect interoperability. Full sample request and response messages are in ITI TF-2b: 3.42.5.1 Sample SOAP Messages.

For informative WSDL for the Document Registry Actor see ITI TF-2x: Appendix W.

4515

Table 3.42.5.b: Additional Attribute Requirements

Attribute	Value
/definitions/portType/operation@name	DocumentRepository _RegisterDocumentSet-b
/definitions/portType/operation/input/@wsaw:Action	urn:ihe:iti:2007:RegisterDocumentSet-b
/definitions/portType/operation/output/@wsaw:Action	urn:ihe:iti:2007: ProvideAndRegisterDocumentSet- bResponse
/definitions/binding/operation/soap12:operation/@soap Action	urn:ihe:iti:2007: RegisterDocumentSet-b

3.42.5.1 Sample SOAP Messages

4520

The samples in the following two sections show a typical SOAP request and its relative SOAP response. The sample messages also show the WS-Addressing headers <Action/>, <MessageID/>, <ReplyTo/>...; these WS-Addressing headers are populated according to ITI TF-2x: Appendix V: Web Services for IHE Transactions. The body of the SOAP message is omitted for brevity; in a real scenario the empty element will be populated with the appropriate metadata.

4525 Samples presented in this section are also available online on the IHE FTP site, see ITI TF-2x:
Appendix W.

3.42.5.1.1 Sample Register Document Set-b SOAP Request

3.42.5.1.1.1 Synchronous Web Services Exchange

```
4530 <s:Envelope xmlns:s="http://www.w3.org/2003/05/soap-envelope"
      xmlns:a="http://www.w3.org/2005/08/addressing">
      <s:Header>
        <a:Action s:mustUnderstand="1">urn:ihe:iti:2007:RegisterDocumentSet-b</a:Action>
        <a:MessageID>urn:uuid:1ec52e14-4aad-4ba1-b7d3-fc9812a21340</a:MessageID>
        <a:ReplyTo>
4535   <a:Address>http://www.w3.org/2005/08/addressing/anonymous</a:Address>
        </a:ReplyTo s:mustUnderstand="1">
        <a:To >http://localhost:2647/XdsService/IHExDSRegistry.svc</a:To>
      </s:Header>
      <s:Body>
4540   <lcm:SubmitObjectsRequest
        xmlns:lcm="urn:oasis:names:tc:ebxml-regrep:xsd:lcm:3.0"
        xmlns:rsm="urn:oasis:names:tc:ebxml-regrep:xsd:rsm:3.0"
        xmlns:rs="urn:oasis:names:tc:ebxml-regrep:xsd:rs:3.0">
4545     <!--Rest of SubmitObjectsRequest message goes here -->
      </lcm:SubmitObjectsRequest>
    </s:Body>
  </s:Envelope>
```

3.42.5.1.1.2 Asynchronous Web Services Exchange

```
4550 <s:Envelope xmlns:s="http://www.w3.org/2003/05/soap-envelope"
      xmlns:a="http://www.w3.org/2005/08/addressing">
      <s:Header>
4555   <a:Action s:mustUnderstand="1">urn:ihe:iti:2007:RegisterDocumentSet-b</a:Action>
        <a:MessageID>urn:uuid:1ec52e14-4aad-4ba1-b7d3-fc9812a21340</a:MessageID>
        <a:ReplyTo>
          <a:Address>
4560   http://192.168.2.4:9080/XdsService/DocumentRepositoryReceiver.svc</a:Address>
        </a:ReplyTo>
        <a:To
4565   s:mustUnderstand="1">http://localhost:2647/XdsService/DocumentRegistryReceiver.svc</a:To>
      </s:Header>
      <s:Body>
        <lcm:SubmitObjectsRequest
          xmlns:lcm="urn:oasis:names:tc:ebxml-regrep:xsd:lcm:3.0"
          xmlns:rsm="urn:oasis:names:tc:ebxml-regrep:xsd:rsm:3.0"
          xmlns:rs="urn:oasis:names:tc:ebxml-regrep:xsd:rs:3.0">
4570     <!--Rest of SubmitObjectsRequest message goes here -->
        </lcm:SubmitObjectsRequest>
      </s:Body>
    </s:Envelope>
```

3.42.5.1.2 Sample Register Document Set-b SOAP Response

3.42.5.1.2.1 Synchronous Web Services Exchange

```
4580 <s:Envelope
      xmlns:s="http://www.w3.org/2003/05/soap-envelope"
      xmlns:a="http://www.w3.org/2005/08/addressing">
```

```

4585 <s:Header>
      <a:Action s:mustUnderstand="1">urn:ihe:iti:2007:RegisterDocumentSet-bResponse</a:Action>
      <a:RelatesTo>urn:uuid:1ec52e14-4aad-4ba1-b7d3-fc9812a21340</a:RelatesTo>
    </s:Header>
    <s:Body>
      <rs:RegistryResponse
        status="urn:oasis:names:tc:ebxml-regrep:ResponseStatusType:Success"
        xmlns:rs="urn:oasis:names:tc:ebxml-regrep:xsd:rs:3.0"/>
4590 </s:Body>
  </s:Envelope>

```

3.42.5.1.2.2 Asynchronous Web Services Exchange

```

4595 <s:Envelope
      xmlns:s="http://www.w3.org/2003/05/soap-envelope"
      xmlns:a="http://www.w3.org/2005/08/addressing">
    <s:Header>
      <a:Action s:mustUnderstand="1">urn:ihe:iti:2007:RegisterDocumentSet-
4600 bResponse</a:Action>
      <a:MessageID>urn:uuid:D6C21225-8E7B-454E-9750-821622C099DB</a:MessageID>
      <a:RelatesTo>urn:uuid:1ec52e14-4aad-4ba1-b7d3-fc9812a21340</a:RelatesTo>
      <a:To
        s:mustUnderstand="1">http://localhost:2647/XdsService/DocumentRepositoryReceiver.svc</a:To>
    </s:Header>
    <s:Body>
4605 <rs:RegistryResponse
      status="urn:oasis:names:tc:ebxml-regrep:ResponseStatusType:Success"
      xmlns:rs="urn:oasis:names:tc:ebxml-regrep:xsd:rs:3.0"/>
    </s:Body>
4610 </s:Envelope>

```

3.42.6 Actor Requirements

The Document Repository Actor shall:

- Make (all) the new document(s) included in the XDS Submission Set available for retrieval via the Retrieve Document Set transaction before it initiates the Register Document Set-b Request message with the Registry Actor.

4615

This is necessary because:

- The Document Registry Actor may choose to validate the successful storage of the document(s) before acknowledging the Register Document Set-b Request transaction.
- The Document Consumer Actor may retrieve the document(s) before the Register Document Set-b Response is received by the Document Repository Actor.

4620

3.42.7 Security Considerations

Relevant XDS Affinity Domain Security background is discussed in the XDS Security Considerations Section (see ITI TF-1: 10.7).

3.42.7.1 Audit Record Considerations

4625 The Register Document Set-b Transaction is either a PHI-Import event or a PHI-Export event, depending on actor, as defined in ITI TF-2a: Table 3.20.6-1, with the following exceptions.

3.42.7.1.1 Document Repository or Integrated Document Source/Repository audit message:

	Field Name	Opt	Value Constraints
Event AuditMessage/ EventIdentification	EventID	M	EV(110106, DCM, "Export")
	EventActionCode	M	"R" (Read)
	EventDateTime	M	not specialized
	EventOutcomeIndicator	M	not specialized
	EventTypeCode	M	EV("ITI-42", "IHE Transactions", "Register Document Set-b")
Source (Document Repository or Integrated Document Source/Repository) (1)			
Human Requestor (0..n)			
Destination (Document Registry) (1)			
Audit Source (Document Repository or Integrated Document Source/Repository) (1)			
Patient (0..1)			
SubmissionSet (1)			

Where:

Source	Field Name	Opt	Value Constraints
AuditMessage/ ActiveParticipant	UserID	U	When WS-Addressing is used: <ReplyTo/>
	AlternativeUserID	M	the process ID as used within the local operating system in the local system logs.
	UserName	U	not specialized
	UserIsRequestor	U	not specialized
	RoleIDCode	M	EV(110153, DCM, "Source")
	NetworkAccessPointTypeCode	M	"1" for machine (DNS) name, "2" for IP address
	NetworkAccessPointID	M	The machine name or IP address, as specified in RFC 3881.

4630

Human Requestor (if known)	Field Name	Opt	Value Constraints
AuditMessage/ ActiveParticipant	UserID	M	Identity of the human that initiated the transaction.
	AlternativeUserID	U	not specialized
	UserName	U	not specialized
	UserIsRequestor	U	not specialized
	RoleIDCode	U	Access Control role(s) the user holds that allows this transaction.
	NetworkAccessPointTypeCode	NA	
	NetworkAccessPointID	NA	

Destination	Field Name	Opt	Value Constraints
AuditMessage/ ActiveParticipant	UserID	M	SOAP endpoint URI.
	AlternativeUserID	U	not specialized
	UserName	U	not specialized
	UserIsRequestor	M	"false"
	RoleIDCode	M	EV(110152, DCM, "Destination")
	NetworkAccessPointTypeCode	M	"1" for machine (DNS) name, "2" for IP address
	NetworkAccessPointID	M	The machine name or IP address, as specified in RFC 3881.

Audit Source	Field Name	Opt	Value Constraints
AuditMessage/ AuditSourceIdentification	AuditSourceID	U	not specialized.
	AuditEnterpriseSiteID	U	not specialized
	AuditSourceTypeCode	U	not specialized

Patient (if known) <small>(AuditMessage/ ParticipantObjectIdentification)</small>	ParticipantObjectTypeCode	M	“1” (person)
	ParticipantObjectTypeCodeRole	M	“1” (patient)
	<i>ParticipantObjectDataLifeCycle</i>	<i>U</i>	<i>not specialized</i>
	ParticipantObjectIDTypeCode	M	EV(2, RFC-3881, “Patient Number”)
	<i>ParticipantObjectSensitivity</i>	<i>U</i>	<i>not specialized</i>
	ParticipantObjectID	M	the patient ID in HL7 CX format.
	<i>ParticipantObjectName</i>	<i>U</i>	<i>not specialized</i>
	<i>ParticipantObjectQuery</i>	<i>U</i>	<i>not specialized</i>
	<i>ParticipantObjectDetail</i>	<i>U</i>	<i>not specialized</i>

Submission Set <small>(AuditMessage/ ParticipantObjectIdentification)</small>	ParticipantObjectTypeCode	M	“2” (System)
	ParticipantObjectTypeCodeRole	M	“20” (job)
	<i>ParticipantObjectDataLifeCycle</i>	<i>U</i>	<i>not specialized</i>
	ParticipantObjectIDTypeCode	M	EV(“urn:uuid:a54d6aa5-d40d-43f9-88c5-b4633d873bdd”, “IHE XDS Metadata”, “submission set classificationNode”)
	<i>ParticipantObjectSensitivity</i>	<i>U</i>	<i>not specialized</i>
	ParticipantObjectID	M	The submissionSet unique ID
	<i>ParticipantObjectName</i>	<i>U</i>	<i>not specialized</i>
	<i>ParticipantObjectQuery</i>	<i>U</i>	<i>not specialized</i>
	<i>ParticipantObjectDetail</i>	<i>U</i>	<i>not specialized</i>

4635

3.42.7.1.2 Document Registry audit message:

	Field Name	Opt	Value Constraints
Event <small>AuditMessage/ EventIdentification</small>	EventID	M	EV(110107, DCM, “Import”)
	EventActionCode	M	“C” (Create)
	<i>EventDateTime</i>	<i>M</i>	<i>not specialized</i>
	<i>EventOutcomeIndicator</i>	<i>M</i>	<i>not specialized</i>
	EventTypeCode	M	EV(“ITI-42”, “IHE Transactions”, “Register Document Set-b”)
Source (Document Repository or Integrated Document Source/Repository) (1)			
Destination (Document Registry) (1)			
Audit Source (Document Registry) (1)			
Patient (0..1)			
SubmissionSet (1)			

Where:

Source <small>AuditMessage/ ActiveParticipant</small>	UserID	U	When WS-Addressing is used this should be the value of the <ReplyTo/> element.
	AlternativeUserID	<i>U</i>	<i>not specialized</i>
	<i>UserName</i>	<i>U</i>	<i>not specialized</i>
	UserIsRequestor	<i>U</i>	<i>not specialized</i>
	RoleIDCode	M	EV(110153, DCM, “Source”)
	NetworkAccessPointTypeCode	M	“1” for machine (DNS) name, “2” for IP address
	NetworkAccessPointID	M	The machine name or IP address, as specified in RFC 3881.

Destination <small>AuditMessage/ ActiveParticipant</small>	UserID	M	SOAP endpoint URI
	<i>AlternativeUserID</i>	M	the process ID as used within the local operating system in the local system logs.
	<i>UserName</i>	U	<i>not specialized</i>
	UserIsRequestor	M	"false"
	RoleIDCode	M	EV(110152, DCM, "Destination")
	NetworkAccessPointTypeCode	M	"1" for machine (DNS) name, "2" for IP address
	NetworkAccessPointID	M	The machine name or IP address, as specified in RFC 3881.

Audit Source <small>AuditMessage/ AuditSourceIdentification</small>	<i>AuditSourceID</i>	U	<i>Not specialized.</i>
	<i>AuditEnterpriseSiteID</i>	U	<i>not specialized</i>
	<i>AuditSourceTypeCode</i>	U	<i>not specialized</i>

Patient (if known) <small>(AuditMessage/ ParticipantObjectIdentification)</small>	ParticipantObjectTypeCode	M	"1" (person)
	ParticipantObjectTypeCodeRole	M	"1" (patient)
	<i>ParticipantObjectDataLifeCycle</i>	U	<i>not specialized</i>
	ParticipantObjectTypeCode	M	EV(2, RFC-3881, "Patient Number")
	<i>ParticipantObjectSensitivity</i>	U	<i>not specialized</i>
	ParticipantObjectID	M	the patient ID in HL7 CX format.
	<i>ParticipantObjectName</i>	U	<i>not specialized</i>
	<i>ParticipantObjectQuery</i>	U	<i>not specialized</i>
<i>ParticipantObjectDetail</i>	U	<i>not specialized</i>	

4640

Submission Set <small>(AuditMessage/ ParticipantObjectIdentification)</small>	ParticipantObjectTypeCode	M	"2" (System)
	ParticipantObjectTypeCodeRole	M	"20" (job)
	<i>ParticipantObjectDataLifeCycle</i>	U	<i>not specialized</i>
	ParticipantObjectTypeCode	M	EV("urn:uuid:a54d6aa5-d40d-43f9-88c5-b4633d873bdd", "IHE XDS Metadata", "submission set classificationNode")
	<i>ParticipantObjectSensitivity</i>	U	<i>not specialized</i>
	ParticipantObjectID	M	The submissionSet unique ID
	<i>ParticipantObjectName</i>	U	<i>not specialized</i>
	<i>ParticipantObjectQuery</i>	U	<i>not specialized</i>
<i>ParticipantObjectDetail</i>	U	<i>not specialized</i>	

3.43 Retrieve Document Set

4645 This section corresponds to Transaction ITI-43 of the IHE Technical Framework. The Document Consumer, Document Repository, On-Demand Document Source, and Initiating Gateway actors use transaction ITI-43.

Integration Profiles using this Transaction
Cross-Enterprise Document Sharing-b (XDS.b)
Cross-Community Access (XCA)

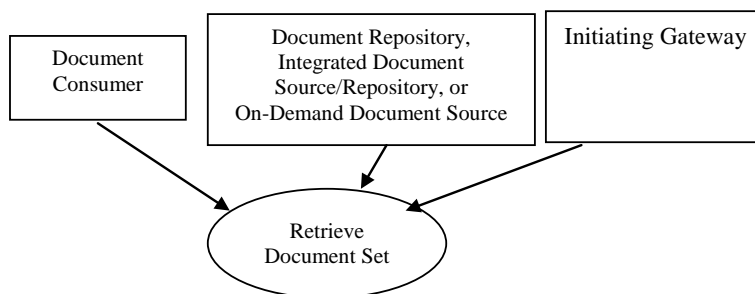
4650 Actors that support the Asynchronous Web Services Exchange Option shall support Asynchronous Web Services Exchange on all XDS.b transactions they implement. Refer to Section ITI TF-2x: V.5 Synchronous and Asynchronous Web Services Exchange for an explanation of Asynchronous Web Services Exchange.

3.43.1 Scope

4655 This transaction is used by the Document Consumer to retrieve a set of documents from the Document Repository, On-Demand Document Source, or Initiating Gateway. The Document Consumer has already obtained the XDSDocumentEntry uniqueId and the Document Repository repositoryUniqueId from the Document Registry/Initiating Gateway by means of the Registry Stored Query transaction.

3.43.2 Use Case Roles

4660



Actor: Document Consumer

Role: Obtains document.

4665

Actor: Document Repository or Integrated Document Source/Repository

Role: Provides documents.

Actor: Initiating Gateway

4670 **Role:** An Initiating Gateway which implements the XDS Affinity Domain Option retrieves a set of documents by using the Cross Gateway Retrieve transaction and/or a Retrieve Document Set transaction.

Actor: On-Demand Document Source

Role: Creates documents in response to a request for retrieval of an on-demand document entry.

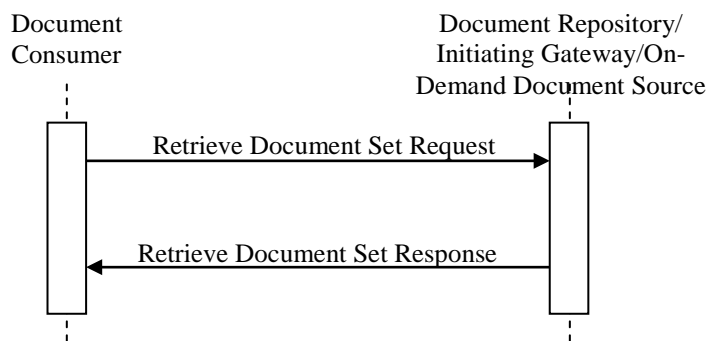
4675 Note: Within this transaction, the Document Repository and Integrated Document Source/Repository actors can be used interchangeably.

3.43.3 Referenced Standard

Implementors of this transaction shall comply with all requirements described in ITI TF-2x: Appendix V: Web Services for IHE Transactions.

ebRIM	OASIS/ebXML Registry Information Model v3.0
ebRS	OASIS/ebXML Registry Services Specifications v3.0
ITI TF-2x:Appendix V	ITI TF-2x:Appendix V Web Services for IHE Transactions Contains references to all Web Services standards and requirements of use
ITI TF-3:4	Metadata in Document Sharing profiles
MTOM	SOAP Message Transmission Optimization Mechanism http://www.w3.org/TR/soap12-mtom/
XOP	XML-binary Optimized Packaging http://www.w3.org/TR/2005/REC-xop10-20050125/

4680 3.43.4 Interaction Diagram



4685 **3.43.4.1 Retrieve Document Set Request**

3.43.4.1.1 Trigger Events

4690 The Document Consumer obtains document(s) uniqueId via the Registry Stored Query transaction. If the Registry Stored Query was sent to the Initiating Gateway the Document Consumer shall address the Retrieve Document Set to the Initiating Gateway. In this case no resolution of repositoryUniqueId is needed by the Document Consumer. The Document Consumer shall specify the homeCommunityId element in the Retrieve Document Set transaction if it was found in the entry containing the uniqueId of the document being retrieved. For more information regarding the homeCommunityId see Section 3.38.4.1.2.

4695 Once the document(s) uniqueId have been obtained, the Document Consumer will start the Retrieve Document Set Request with the Document Repository.

3.43.4.1.2 Message Semantics

The Retrieve Document Set Request shall carry the following information:

- A required repositoryUniqueId that identifies the repository from which the document is to be retrieved. This value corresponds to XDSDocumentEntry.repositoryUniqueId.
- 4700 • A required documentUniqueId that identifies the document within the repository. This value corresponds to the XDSDocumentEntry.uniqueId.
- If available, the homeCommunityId element that identifies the community holding the document. The homeCommunityId element shall be specified if the XDSDocumentEntry containing the uniqueId of the document contains the homeCommunityId attribute. See 4705 ITI TF-2a: 3.18.4.1.2 for details.

The repositoryUniqueId associated to each document requested can be different therefore allowing a single request to identify multiple repositories.

3.43.4.1.3 Expected Actions

4710 When receiving a Retrieve Document Set Request, a Document Repository or an Initiating Gateway shall generate a Retrieve Document Set Response containing the requested documents or error codes if the documents could not be retrieved.

4715 An XCA Initiating Gateway receiving the Retrieve Document Set Request shall use the homeCommunityId to obtain the Web Services endpoint of the Responding Gateways or, in the case where homeCommunityId identifies the local community, use the repositoryUniqueId to obtain the Web Services endpoint of the Document Repositories. The process of obtaining the Web Services endpoint is not further specified in this transaction. The Initiating Gateway shall send Cross Gateway Retrieves/Retrieve Document Set transactions to each appropriate Responding Gateway/Document Repository, consolidate the results, and return them to the Document Consumer.

4720 **3.43.4.1.3.1 Basic Patient Privacy Enforcement Option**

If the Basic Patient Privacy Enforcement Option is implemented:

- 4725
1. The Document Consumer Actor shall abide by the XDS Affinity Domain Policies represented by the confidentialityCode in the metadata associated with the document. The Document Consumer Actor likely will have user access controls or business rule capabilities to determine the details of how confidentiality codes apply to query results. The details of this are product specific and not specified by IHE. These rules shall reduce the query results to only those that are appropriate to the current situation for that actor and user.
 - 4730 2. The Document Consumer Actor shall be able to be configured with Patient Privacy Policies, Patient Privacy Policy Identifiers (OIDs) and associated information necessary to understand and enforce the XDS Affinity Domain Policy. The details of this are product specific and not specified by IHE.

3.43.4.2 Retrieve Document Set Response

3.43.4.2.1 Trigger Events

4735 This message will be triggered by a Retrieve Document Set Request Message

3.43.4.2.2 Message Semantics

The Retrieve Document Set Response Message shall carry the following information, for each of the returned documents:

- 4740
- A homeCommunityId. This value shall be the same as the homeCommunityId value in the Retrieve Document Set Request Message. If the homeCommunityId value is not present in the Retrieve Document Set Request Message, this shall not be present.
 - A required repositoryUniqueId that identifies the repository from which the document is to be retrieved. This value shall be the same as the value of the repositoryUniqueId in the original Retrieve Document Set Request Message. This value corresponds to
 - 4745 XSDDocumentEntry.repositoryUniqueId.
 - A required documentUniqueId that identifies the document within the repository. This value shall be the same as the documentUniqueId in the original Retrieve Document Set Request Message. This value corresponds to the XSDDocumentEntry.uniqueId.
 - The retrieved document as a XOP Infoset
 - 4750 • The MIME type of the retrieved document
 - Errors or warnings in case the document(s) could not be retrieved successfully

4755 If the documentUniqueId is associated with an On-Demand Document Entry, the Retrieve Document Set Response Message shall contain a NewDocumentUniqueId element that identifies the document that is returned in the Retrieve Document Set Response. This identifier shall be different than the DocumentUniqueId element which identifies the On-Demand Document Entry. The Retrieve Document Set Response Message may also include a NewRepositoryUniqueId element that identifies the Document Repository which holds the document returned in the Retrieve Document Set Response. If this element is not included, the document returned in the response has not been persisted for later retrieval. If the On-Demand Document Source

4760 implements the Persistence of Retrieved Documents Option, this element shall be specified. If a
future Retrieve Document Set Message for the same DocumentUniqueId returns the same
NewDocumentUniqueId, the content of the document shall be identical to the prior returned
content. On-Demand Document Source Actors are encouraged to re-use Document uniqueId's
4765 whenever content has not changed in order to facilitate identification of new content by
Document Consumers.

3.43.4.2.3 Expected Actions

A Document Repository or On-Demand Document Source shall return the document(s) indicated
in the request.

4770 The Document Repository shall return the document or an error code in case the document could
not be return. The conditions of failure and possible error messages are given in the ebRS
standard and detailed in ITI TF-3: 4.2.4 Error Reporting.

4775 An On-Demand Document Source which supports the Persistence of Retrieved Documents
Option shall save the document content returned in the retrieve response and register a Stable
Document Entry which describes the saved document. The On-Demand Document Source shall
complete the registration of the Stable Document Entry prior to responding to the Retrieve
Document Set request. If a prior document has been saved this new document may, depending
on the type of data generated by the Document Source, replace the prior document. The
registration of the new Stable Document Entry shall include

A Submission Set

4780 A DocumentEntry representing the stable DocumentEntry.

A HasMember association linking DocumentEntry to SubmissionSet.

4785 An IsSnapshotOf Association which identifies the sourceObject as the new Stable Document
Entry and the targetObject as the On-Demand Document Entry which contains the uniqueID
used in the Retrieve Document Set request. See ITI TF-3:4.2.2.2.61.6.4.1.3 for information about
the IsSnapshotOf Association.

If this is not the first request for this on-demand document and a prior document was replaced, a
Replace Association which identifies the prior document.

3.43.4.2.3.1 Compatibility of Options

4790 If the Document Consumer does not support the On-Demand Documents Option it will never
send a Retrieve Document Set request for an On-Demand Document entry. In this case, none of
the new attributes will be included in the response.

4795 If the Document Consumer does support the On-Demand Documents Option, it will only direct
requests for On-Demand Document Entries to responders which have specified their unique
repositoryUniqueId in the On-Demand Document Entry from the registry. Thus, unless there is
an error in the metadata, there are no compatibility concerns with this transaction.

3.43.5 Protocol Requirements

Implementors of this transaction shall comply with all requirements described in ITI TF-2x: Appendix V: Web Services for IHE Transactions.

4800 The Retrieve Document Set transaction shall use SOAP12 and MTOM with XOP encoding (labeled MTOM/XOP in this specification). See ITI TF-2x: Appendix V for details. The Document Repository shall:

- Accept the Retrieve Document Set Request message in MTOM/XOP format.
- Generate the Retrieve Document Set Response message in MTOM/XOP format

The Document Consumer shall:

- 4805
- Generate the Retrieve Document Set Request message in MTOM/XOP format.
 - Accept the Retrieve Document Set Response message in MTOM/XOP format.

WSDL Namespace Definitions

ihe	urn:ihe:iti:xds-b:2007
rs	urn:oasis:names:tc:ebxml-regrep:xsd:rs:3.0
lcm	urn:oasis:names:tc:ebxml-regrep:xsd:lcm:3.0
query	urn:oasis:names:tc:ebxml-regrep:xsd:query:3.0

4810 Document Repository: These are the requirements for the Retrieve Document Set transaction presented in the order in which they would appear in the Document Repository WSDL definition:

- The following types shall be imported (xsd:import) in the /definitions/types section:
 - namespace="urn:ihe:iti:xds-b:2007", schema="IHEXDS.xsd"

- 4815
- The /definitions/message/part/@element attribute of the Retrieve Document Set Request message shall be defined as “ihe:RetrieveDocumentSetRequest”
 - The /definitions/message/part/@element attribute of the Retrieve Document Set Response message shall be defined as “ihe:RetrieveDocumentSetResponse”
 - Refer to Table 3.43.5.b below for additional attribute requirements

4820 To support the Asynchronous Web Services Exchange Option on the Document Consumer, the Document Repository shall support the use of a non-anonymous response EPR in the WS-Addressing replyTo header.

Table 3.43.5.b: Additional Attribute Requirements

Attribute	Value
/definitions/portType/operation@name	DocumentConsumer_ RetrieveDocumentSet

Attribute	Value
/definitions/portType/operation/input/@wsaw:Action	urn:ihe:iti:2007:RetrieveDocumentSet
/definitions/portType/operation/output/@wsaw:Action	urn:ihe:iti:2007:RetrieveDocumentSetResponse
/definitions/binding/operation/soap12:operation/@soapAction	urn:ihe:iti:2007:RetrieveDocumentSet

4825

These are the requirements that affect the wire format of the SOAP message. The other WSDL properties are only used within the WSDL definition and do not affect interoperability. Full sample request and response messages are in ITI TF-2b: 3.43.5.1 Sample SOAP Messages.

For informative WSDL for the Document Repository Actor see in ITI TF-2x: Appendix W.

4830 The <ihe:RetrieveDocumentSetRequest/> element is defined as:

- One or more <ihe:DocumentRequest/> elements, each one representing an individual document that the Document Consumer wants to retrieve from the Document Repository. Each <ihe:DocumentRequest/> element contains:
 - A required <ihe:RepositoryUniqueId/> element that identifies the repository from which the document is to be retrieved. This value corresponds to XSDSDocumentEntry.repositoryUniqueId.
 - A required <ihe:DocumentUniqueId/> that identifies the document within the repository. This value corresponds to the XSDSDocumentEntry.uniqueId.
 - An optional <ihe:HomeCommunityId/> element that corresponds to the home attribute of the Identifiable class in ebRIM.

4835

4840

This allows the Document Consumer to specify one or more documents to retrieve from the Document Repository.

The <ihe:RetrieveDocumentResponse/> element is defined as:

- A required /ihe:RetrieveDocumentSetResponse/rs:RegistryResponse element
- An optional sequence of <ihe:DocumentResponse/> elements containing
 - A <ihe:HomeCommunityId/> element. The value of this element shall be the same as the value of the /RetrieveDocumentSetRequest/DocumentRequest/HomeCommunityId element in the Retrieve Document Set Request Message. If the <ihe:HomeCommunityId/> element is not present in the Retrieve Document Set Request Message, this value shall not be present.
 - A required <ihe:RepositoryUniqueId/> that identifies the repository from which the document is to be retrieved. The value of this element shall be the same as the value of the /RetrieveDocumentSetRequest/DocumentRequest/RepositoryUniqueId element

4845

4850

- 4855 in the original Retrieve Document Set Request Message. This value corresponds to XSDSDocumentEntry.repositoryUniqueId.
- A required <ihe:DocumentUniqueId/> that identifies the document within the repository. The value of this element shall be the same as the value of the /RetrieveDocumentSetRequest/DocumentRequest/DocumentUniqueId element in the original Retrieve Document Set Request Message. This value corresponds to XSDSDocumentEntry.uniqueId.
- 4860
- A required <ihe:Document/> element that contains the retrieved document in base64binary encoded format
 - A required <ihe:mimeType/> element that indicates the MIME type of the retrieved document
- 4865
- An optional <ihe:NewDocumentUniqueId/> element that identifies the document returned in the request when retrieval is of an On-Demand Document. This is required when retrieval is of an On-Demand Document.
 - An optional <ihe:NewRepositoryUniqueId/> element that identifies the Document Repository that will support retrieval of the document created as a result of retrieval of the On-Demand Document. This is required when the On-Demand Document Source supports the Persistence of Retrieved Documents Option.
- 4870

The /RetrieveDocumentSetResponse/rs:RegistryResponse/@status attributes provides the overall status of the request: It shall contain one of the following values:

- 4875
- urn:oasis:names:tc:ebxml-regrep:ResponseStatusType:Success
 - urn:ihe:iti:2007:ResponseStatusType:PartialSuccess
 - urn:oasis:names:tc:ebxml-regrep:ResponseStatusType:Failure

See ITI TF-3: 4.2.4 Error Reporting for the interpretation of these values.

For each document requested in a /RetrieveDocumentSetRequest/DocumentRequest element:

- 4880
- If a warning is reported when retrieving the document, then a /RetrieveDocumentSetResponse/rs:RegistryResponse/rs:RegistryErrorList/rs:RegistryError element shall be returned with:
 - @severity is urn:oasis:names:tc:ebxml-regrep:ErrorSeverityType:Warning
 - @errorCode is specified
- 4885
- @codeContext contains the warning message
 - @location contains the DocumentUniqueId of the document requested
 - The document shall be returned in an instance of /RetrieveDocumentSetResponse/DocumentResponse/Document as a XOP Infoset. The returned document and warning are correlated via the DocumentUniqueId.

- 4890
- If an error is reported when retrieving a document, then a /RetrieveDocumentSetResponse/rs:RegistryResponse/rs:RegistryErrorList/rs:RegistryError element shall be returned with:
 - @severity is urn:oasis:names:tc:ebxml-regrep:ErrorSeverityType:Error
 - @errorCode is specified
- 4895
- @codeContext contains the error message
 - @location contains the DocumentUniqueId of the document requested
- No corresponding RetrieveDocumentSetResponse/DocumentResponse element shall be returned
- 4900
- If the document is successfully retrieved (without warning) then no /RetrieveDocumentSetResponse/rs:RegistryResponse/rs:RegistryErrorList/rs:RegistryError element shall be present and a /RetrieveDocumentSetResponse/DocumentResponse/Document element shall be returned containing the document as a XOP Infoset.

4905 The /RetrieveDocumentSetResponse/rs:RegistryResponse/rs:ResponseSlotList element is not used in this transaction.

The /RetrieveDocumentSetResponse/rs:RegistryResponse/@requestId attribute is not used in this transaction.

A full XML Schema Document for the XDS.b types is available online on the IHE FTP site, see ITI TF-2x: Appendix W.

4910 3.43.5.1 Sample SOAP Messages

The samples in the following two sections show a typical request and its relative response. The sample messages also show the WS-Addressing headers <Action/>, <MessageID/>, <ReplyTo/>...; these WS-Addressing headers are populated according to ITI TF-2x: Appendix V: Web Services for IHE Transactions.

4915 3.43.5.1.1 Sample Retrieve Document Set SOAP Request

3.43.5.1.1.1 Synchronous Web Services Exchange

```

4920 POST /tf6/services/xdsrepositoryb HTTP/1.1
Content-Type: multipart/related;
  boundary=MIMEBoundaryurn_uuid_3448B7F8EA6E8B9DFC1289514997517;
  type="application/xop+xml";
  start="<0.urn:uuid:3448B7F8EA6E8B9DFC1289514997518@apache.org>";
  start-info="application/soap+xml"
4925 User-Agent: Axis2
Host: ihexds.nist.gov:5000

--MIMEBoundaryurn_uuid_3448B7F8EA6E8B9DFC1289514997517
Content-Type: application/xop+xml; charset=UTF-8;
  type="application/soap+xml"
4930 Content-Transfer-Encoding: binary
Content-ID: <0.urn:uuid:3448B7F8EA6E8B9DFC1289514997518@apache.org>

```



```

4935 <?xml version='1.0' encoding='UTF-8'?>
<soapenv:Envelope xmlns:soapenv="http://www.w3.org/2003/05/soap-envelope">
  <soapenv:Header xmlns:wsa="http://www.w3.org/2005/08/addressing">
    <wsa:To soapenv:mustUnderstand="1"
      >http://localhost:5000/tf6/services/xdsrepositoryb</wsa:To>
    <wsa:MessageID soapenv:mustUnderstand="1"
      >urn:uuid:3448B7F8EA6E8B9DFC1289514997517</wsa:MessageID>
4940 <wsa:Action soapenv:mustUnderstand="1"
      >urn:ihe:iti:2007:RetrieveDocumentSet</wsa:Action>
    </soapenv:Header>
    <soapenv:Body>
4945 <RetrieveDocumentSetRequest xmlns="urn:ihe:iti:xds-b:2007">
      <DocumentRequest>
        <RepositoryUniqueId>1.19.6.24.109.42.1.5</RepositoryUniqueId>
        <DocumentUniqueId>1.42.20101110141555.15</DocumentUniqueId>
        </DocumentRequest>
4950 </RetrieveDocumentSetRequest>
    </soapenv:Body>
  </soapenv:Envelope>
--MIMEBoundaryurn_uuid_3448B7F8EA6E8B9DFC1289514997517--

```

4955 This request message is in MTOM/XOP format because request/response message pairs must always be in the same format (MTOM/XOP vs. SIMPLE SOAP) and the response requires MTOM/XOP: one part for descriptive metadata and a second part for document contents.

3.43.5.1.1.2 Asynchronous Web Services Exchange

```

4960 <s:Envelope
  xmlns:s="http://www.w3.org/2003/05/soap-envelope"
  xmlns:a="http://www.w3.org/2005/08/addressing">
  <s:Header>
    <a:Action s:mustUnderstand="1">urn:ihe:iti:2007:RetrieveDocumentSet</a:Action>
    <a:MessageID>urn:uuid:0fbfdced-6c01-4d09-a110-2201afedaa02</a:MessageID>
4965 <a:ReplyTo>
      <a:Address>
http://192.168.2.4:9080/XdsService/DocumentConsumerReceiver.svc</a:Address>
      </a:ReplyTo>
      <a:To
4970 s:mustUnderstand="1">http://localhost:2647/XdsService/DocumentRepositoryReceiver.svc</a:To>
    </s:Header>
    <s:Body>
      <RetrieveDocumentSetRequest xmlns="urn:ihe:iti:xds-b:2007">
4975 <DocumentRequest>
        <RepositoryUniqueId>1.3.6.1.4...1000</RepositoryUniqueId>
        <DocumentUniqueId>1.3.6.1.4...2300</DocumentUniqueId>
        </DocumentRequest>
        <DocumentRequest>
4980 <RepositoryUniqueId>1.3.6.1.4...1000</RepositoryUniqueId>
        <DocumentUniqueId>1.3.6.1.4...2301</DocumentUniqueId>
        </DocumentRequest>
      </RetrieveDocumentSetRequest>
    </s:Body>
  </s:Envelope>
4985

```

3.43.5.1.2 Sample Retrieve Document Set SOAP Response

3.43.5.1.2.1 Synchronous Web Services Exchange

4990 In the following example, the HTTP header `Transfer-Encoding: chunked` and the corresponding chunk annotations were removed for readability.

```

HTTP/1.1 200 OK
Server: Apache-Coyote/1.1
Content-Type: multipart/related;
4995   boundary=MIMEBoundaryurn_uuid_E910375860336E2B8F1289514978310;
   type="application/xop+xml";
   start="0.urn:uuid:E910375860336E2B8F1289514978311@apache.org";
   start-info="application/soap+xml";
5000 Date: Thu, 11 Nov 2010 22:36:15 GMT

--MIMEBoundaryurn_uuid_E910375860336E2B8F1289514978310
Content-Type: application/xop+xml; charset=UTF-8;
   type="application/soap+xml"
Content-Transfer-Encoding: binary
5005 Content-ID: <0.urn:uuid:E910375860336E2B8F1289514978311@apache.org>

<?xml version='1.0' encoding='UTF-8'?>
<soapenv:Envelope xmlns:soapenv="http://www.w3.org/2003/05/soap-envelope"
5010   xmlns:wsa="http://www.w3.org/2005/08/addressing">
  <soapenv:Header>
    <wsa:Action soapenv:mustUnderstand="1"
      >urn:ihe:iti:2007:RetrieveDocumentSetResponse</wsa:Action>
    <wsa:RelatesTo>urn:uuid:3448B7F8EA6E8B9DFC1289514997508</wsa:RelatesTo>
5015 </soapenv:Header>
  <soapenv:Body>
    <xdsb:RetrieveDocumentSetResponse xmlns:xdsb="urn:ihe:iti:xds-b:2007">
      <rs:RegistryResponse xmlns:rs="urn:oasis:names:tc:ebxml-regrep:xsd:rs:3.0"
5020       status="urn:oasis:names:tc:ebxml-regrep:ResponseStatusType:Success"/>
      <xdsb:DocumentResponse>
        <xdsb:RepositoryUniqueId
          >1.19.6.24.109.42.1.5</xdsb:RepositoryUniqueId>
        <xdsb:DocumentUniqueId
          >1.42.20101110141555.15</xdsb:DocumentUniqueId>
5025 <xdsb:mimeType>text/plain</xdsb:mimeType>
        <xdsb:Document>
          <xop:Include
            href="cid:1.urn:uuid:E910375860336E2B8F1289514978312@apache.org"
            xmlns:xop="http://www.w3.org/2004/08/xop/include"/>
          </xdsb:Document>
5030 </xdsb:DocumentResponse>
        </xdsb:RetrieveDocumentSetResponse>
      </soapenv:Body>
    </soapenv:Envelope>

5035 --MIMEBoundaryurn_uuid_E910375860336E2B8F1289514978310
Content-Type: text/plain
Content-Transfer-Encoding: binary
Content-ID: <1.urn:uuid:E910375860336E2B8F1289514978312@apache.org>

5040 Four score and seven years ago our fathers brought forth on this continent a new nation,
conceived in Liberty, and dedicated to the proposition that all men are created equal.
--MIMEBoundaryurn_uuid_E910375860336E2B8F1289514978310--

```

5045 This example shows the ‘wire format’ for MTOM/XOP. The Document element contains a `<xop:Include>` element that points to the document contents as a separate attachment.

Note: In some systems, the ‘in memory’ format replaces the `<xop:Include>` with the Base64 encoded contents of the document. This is done so the entire message contents fits into an XML parse tree.

A second form of the response is possible, an un-optimized MTOM/XOP message. In this form the message is still formatted as a multipart but the document contents is not split out into a

5050 separate part of the multipart. Some popular Web Service toolkits generate this form for very small documents. The same response in this form looks like:

```

5055 HTTP/1.1 200 OK
Server: Apache-Coyote/1.1
Content-Type: multipart/related;
    boundary=MIMEBoundaryurn_uuid_E910375860336E2B8F1289514978310;
    type="application/xop+xml";
    start="0.urn:uuid:E910375860336E2B8F1289514978311@apache.org";
    start-info="application/soap+xml";
5060 Date: Thu, 11 Nov 2010 22:36:15 GMT

--MIMEBoundaryurn_uuid_E910375860336E2B8F1289514978310
Content-Type: application/xop+xml; charset=UTF-8;
    type="application/soap+xml"
5065 Content-Transfer-Encoding: binary
Content-ID: <0.urn:uuid:E910375860336E2B8F1289514978311@apache.org>

<?xml version='1.0' encoding='UTF-8'?>
5070 <soapenv:Envelope xmlns:soapenv="http://www.w3.org/2003/05/soap-envelope"
    xmlns:wsa="http://www.w3.org/2005/08/addressing">
    <soapenv:Header>
        <wsa:Action soapenv:mustUnderstand="1"
            >urn:ihe:iti:2007:RetrieveDocumentSetResponse</wsa:Action>
        <wsa:RelatesTo>urn:uuid:3448B7F8EA6E8B9DFC1289514997508</wsa:RelatesTo>
5075 </soapenv:Header>
    <soapenv:Body>
        <xdsb:RetrieveDocumentSetResponse xmlns:xdsb="urn:ihe:iti:xds-b:2007">
            <rs:RegistryResponse
5080     xmlns:rs="urn:oasis:names:tc:ebxml-regrep:xsd:rs:3.0"
            status="urn:oasis:names:tc:ebxml-regrep:ResponseStatusType:Success"/>
            <xdsb:DocumentResponse>
                <xdsb:RepositoryUniqueId
5085     >1.19.6.24.109.42.1.5</xdsb:RepositoryUniqueId>
                <xdsb:DocumentUniqueId
                    >1.42.20101110141555.15</xdsb:DocumentUniqueId>
                <xdsb:mimeType>text/plain</xdsb:mimeType>
                <xdsb:Document>
                    Base64 encoded contents of document go here
5090     </xdsb:Document>
                </xdsb:DocumentResponse>
            </xdsb:RetrieveDocumentSetResponse>
        </soapenv:Body>
    </soapenv:Envelope>
--MIMEBoundaryurn_uuid_E910375860336E2B8F1289514978310--

5095 3.43.5.1.2.2 Asynchronous Web Services Exchange
<s:Envelope xmlns:s="http://www.w3.org/2003/05/soap-envelope"
5100 xmlns:a="http://www.w3.org/2005/08/addressing">
    <s:Header>
        <a:Action
5105 s:mustUnderstand="1">urn:ihe:iti:2007:RetrieveDocumentSetResponse</a:Action>
        <a:MessageID>urn:uuid:D6C21225-8E7B-454E-9750-821622C099DB</a:MessageID>
        <a:RelatesTo>urn:uuid:0fbfdced-6c01-4d09-a110-2201afedaa02</a:RelatesTo>
        <a:To
5110 s:mustUnderstand="1">http://localhost:2647/XdsService/DocumentConsumerReceiver.svc</a:To>
    </s:Header>
    <s:Body>
        <RetrieveDocumentSetResponse
            xmlns="urn:ihe:iti:xds-b:2007"
            xmlns:lcm="urn:oasis:names:tc:ebxml-regrep:xsd:lcm:3.0"
            xmlns:query="urn:oasis:names:tc:ebxml-regrep:xsd:query:3.0"
            xmlns:rsm="urn:oasis:names:tc:ebxml-regrep:xsd:rsm:3.0"
            xmlns:rs="urn:oasis:names:tc:ebxml-regrep:xsd:rs:3.0">

```

```

5115         <rs:RegistryResponse status="urn:oasis:names:tc:ebxml-
regrep:ResponseStatusType:Success" />
         <DocumentResponse>
           <RepositoryUniqueId>1.3.6.1.4...1000</RepositoryUniqueId>
           <DocumentUniqueId>1.3.6.1.4...2300</DocumentUniqueId>
           <mimeType>text/xml</mimeType>
5120     </Document>UjBsR09EbGhjZ0dTQUxNQUFBUUNBRU1tQ1p0dU1GUXhEUzhi</Document>
         </DocumentResponse>
         <DocumentResponse>
           <RepositoryUniqueId>1.3.6.1.4...1000</RepositoryUniqueId>
           <DocumentUniqueId>1.3.6.1.4...2300</DocumentUniqueId>
5125     <mimeType>text/xml</mimeType>
         </Document>UjBsR09EbGhjZ0dTQUxNQUFBUUNBRU1tQ1p0dU1GUXhEUzhi</Document>
         </DocumentResponse>
5130     </RetrieveDocumentSetResponse>
   </s:Body>
</s:Envelope>

```

3.43.5.1.3 Sample Retrieve Document Set Response from On-Demand Document Entry

5135 The following example shows the response to retrieval of a dynamic document entry where the responder supports later retrieval of the document created.

```

5140 <s:Envelope xmlns:s="http://www.w3.org/2003/05/soap-envelope"
xmlns:a="http://www.w3.org/2005/08/addressing">
  <s:Header>
    <a:Action
5145 s:mustUnderstand="1">urn:ihe:iti:2007:RetrieveDocumentSetResponse</a:Action>
    <a:RelatesTo>urn:uuid:0fbfdced-6c01-4d09-a110-2201afedaa02</a:RelatesTo>
  </s:Header>
  <s:Body>
    <RetrieveDocumentSetResponse
5150 xmlns="urn:ihe:iti:xds-b:2007"
xmlns:lcm="urn:oasis:names:tc:ebxml-regrep:xsd:lcm:3.0"
xmlns:query="urn:oasis:names:tc:ebxml-regrep:xsd:query:3.0"
xmlns:rims="urn:oasis:names:tc:ebxml-regrep:xsd:rims:3.0"
xmlns:rs="urn:oasis:names:tc:ebxml-regrep:xsd:rs:3.0">
      <rs:RegistryResponse status="urn:oasis:names:tc:ebxml-
regrep:ResponseStatusType:Success" />
      <DocumentResponse>
5155     <RepositoryUniqueId>1.3.6.1.4...1000</RepositoryUniqueId>
     <DocumentUniqueId>1.3.6.1.4...2300</DocumentUniqueId>
     <NewDocumentUniqueId>1.3.6.1.4...2897</NewDocumentUniqueId>
     <NewRepositoryUniqueId>1.3.6.1.4...1000</NewRepositoryUniqueId>
     <mimeType>text/xml</mimeType>
5160     <Document>UjBsR09EbGhjZ0dTQUxNQUFBUUNBRU1tQ1p0dU1GUXhEUzhi</Document>
     </DocumentResponse>
     <DocumentResponse>
       <RepositoryUniqueId>1.3.6.1.4...1000</RepositoryUniqueId>
       <DocumentUniqueId>1.3.6.1.4...2300</DocumentUniqueId>
       <mimeType>text/xml</mimeType>
5165     <Document>UjBsR09EbGhjZ0dTQUxNQUFBUUNBRU1tQ1p0dU1GUXhEUzhi</Document>
     </DocumentResponse>
   </RetrieveDocumentSetResponse>

```

</s:Body>
</s:Envelope>

5170 **3.43.6 Security Considerations**

Relevant XDS Affinity Domain Security background is discussed in the XDS Security Considerations Section (see ITI TF-1: 10.7).

3.43.6.1 Audit Record Considerations

5175 The Retrieve Document Set Transaction is either a PHI-Import event or a PHI-Export event, depending on the actor, as defined in ITI TF-2a: Table 3.20.6-1, with the following exceptions.

The Document Repository Actor, On-Demand Document Source, and Initiating Gateway shall generate an “Export” event. This may be an event for each Retrieve Document Transaction, or multiple transactions for the same patient may be heuristically combined. The heuristics for this combination are not specified by IHE. It is intended to reduce the volume of audit records.

5180 Combination is permitted when the active participants and patient are the same, and the time difference is considered insignificant.

The Document Consumer Actor shall generate an “Import” event. This may be one event per transaction, or multiple transactions may be reported as a single event using a heuristic for combining transactions. Combination is permitted when the active participants and patient are the same, and the time difference is considered insignificant.

5185

If some documents were retrieved successfully and others were not, the Actors involved shall record a “success” audit event for those documents retrieved successfully and a “failure” audit event for those documents not retrieved successfully.

3.43.6.1.1 Document Consumer audit message:

	Field Name	Opt	Value Constraints
Event AuditMessage/ EventIdentification	EventID	M	EV(110107, DCM, “Import”)
	EventActionCode	M	“C” (Create)
	EventDateTime	M	<i>not specialized</i>
	EventOutcomeIndicator	M	<i>not specialized</i>
	EventTypeCode	M	EV(“ITI-43”, “IHE Transactions”, “Retrieve Document Set”)
Source (Document Repository) (1)			
Destination (Document Consumer) (1)			
Human Requestor (0..n)			
Audit Source (Document Consumer) (1)			
Patient (0..1)			
Document (1..n) (<i>see combining rules above</i>)			

5190

5195

Where:

Source AuditMessage/ ActiveParticipant	UserID	M	SOAP endpoint URI
	AlternativeUserID	U	not specialized
	UserName	U	not specialized
	UserIsRequestor	M	“false”
	RoleIDCode	M	EV(110153, DCM, “Source”)
	NetworkAccessPointTypeCode	M	“1” for machine (DNS) name, “2” for IP address
	NetworkAccessPointID	M	The machine name or IP address, as specified in RFC 3881.

Destination AuditMessage/ ActiveParticipant	UserID	M	The content of the <wsa:ReplyTo/> element.
	AlternativeUserID	M	the process ID as used within the local operating system in the local system logs.
	UserName	U	not specialized
	UserIsRequestor	U	not specialized
	RoleIDCode	M	EV(110152, DCM, “Destination”)
	NetworkAccessPointTypeCode	M	“1” for machine (DNS) name, “2” for IP address
	NetworkAccessPointID	M	The machine name or IP address, as specified in RFC 3881.

Human Requestor (if known) AuditMessage/ ActiveParticipant	UserID	M	Identity of the human that initiated the transaction.
	AlternativeUserID	U	not specialized
	UserName	U	not specialized
	UserIsRequestor	U	not specialized
	RoleIDCode	U	Access Control role(s) the user holds that allows this transaction.
	NetworkAccessPointTypeCode	NA	
	NetworkAccessPointID	NA	

Audit Source AuditMessage/ AuditSourceIdentification	AuditSourceID	U	not specialized.
	AuditEnterpriseSiteID	U	not specialized
	AuditSourceTypeCode	U	not specialized

Patient (if-known) (AuditMessage/ ParticipantObjectIdentification)	ParticipantObjectTypeCode	M	“1” (Person)
	ParticipantObjectTypeCodeRole	M	“1” (Patient)
	ParticipantObjectDataLifeCycle	U	not specialized
	ParticipantObjectIDTypeCode	M	EV(2, RFC-3881, “Patient Number”)
	ParticipantObjectSensitivity	U	not specialized
	ParticipantObjectID	M	The patient ID in HL7 CX format.
	ParticipantObjectName	U	not specialized
	ParticipantObjectQuery	U	not specialized
ParticipantObjectDetail	U	not specialized	

5200

Document (AuditMessage/ ParticipantObjectIdentif ication)	ParticipantObjectTypeCode	M	“2” (System)
	ParticipantObjectTypeCodeRole	M	“3” (report)
	<i>ParticipantObjectDataLifeCycle</i>	<i>U</i>	<i>not specialized</i>
	ParticipantObjectIDTypeCode	M	EV(9, RFC-3881, “Report Number”)
	<i>ParticipantObjectSensitivity</i>	<i>U</i>	<i>not specialized</i>
	ParticipantObjectID	M	The value of <ihe:DocumentUniqueId/>
	<i>ParticipantObjectName</i>	<i>C</i>	<i>not specialized</i>
	<i>ParticipantObjectQuery</i>	<i>U</i>	<i>not specialized</i>
ParticipantObjectDetail	<i>M</i>	The ParticipantObjectDetail element may occur more than once. In one element, the value of <ihe:RepositoryUniqueId/> in value attribute, “Repository Unique Id” in type attribute In another element, the value of “ihe:homeCommunityID” as the value of the attribute <i>type</i> and the value of the homeCommunityID as the value of the attribute <i>value</i>	

3.43.6.1.2 Document Repository, On-Demand Document Source, and Initiating Gateway audit message:

	Field Name	Opt	Value Constraints
Event AuditMessage/ EventIdentification	EventID	M	EV(110106, DCM, “Export”)
	EventActionCode	M	“R” (Read)
	<i>EventDateTime</i>	<i>M</i>	<i>not specialized</i>
	<i>EventOutcomeIndicator</i>	<i>M</i>	<i>not specialized</i>
	EventTypeCode	M	EV(“ITI-43”, “IHE Transactions”, “Retrieve Document Set”)
Source (Document Repository) (1)			
Destination (Document Consumer) (1)			
Audit Source (Document Repository) (1)			
Document (1..n) (<i>see combining rules above</i>)			

5205

Where:

Source AuditMessage/ ActiveParticipant	UserID	M	SOAP endpoint URI
	AlternativeUserID	M	the process ID as used within the local operating system in the local system logs.
	<i>UserName</i>	<i>U</i>	<i>not specialized</i>
	UserIsRequestor	M	“false”
	RoleIDCode	M	EV(110153, DCM, “Source”)
	NetworkAccessPointTypeCode	M	“1” for machine (DNS) name, “2” for IP address
	NetworkAccessPointID	M	The machine name or IP address, as specified in RFC 3881.

Destination AuditMessage/ ActiveParticipant	UserID	M	The content of the <wsa:ReplyTo/> element.
	<i>AlternativeUserID</i>	<i>U</i>	<i>not specialized</i>
	<i>UserName</i>	<i>U</i>	<i>not specialized</i>
	<i>UserIsRequestor</i>	<i>U</i>	<i>not specialized</i>
	RoleIDCode	M	EV(110152, DCM, “Destination”)
	NetworkAccessPointTypeCode	M	“1” for machine (DNS) name, “2” for IP address
	NetworkAccessPointID	M	The machine name or IP address, as specified in RFC 3881.

Audit Source AuditMessage/ AuditSourceIdentification	<i>AuditSourceID</i>	<i>U</i>	<i>not specialized.</i>
	<i>AuditEnterpriseSiteID</i>	<i>U</i>	<i>not specialized</i>
	<i>AuditSourceTypeCode</i>	<i>U</i>	<i>not specialized</i>

Document URI (AuditMessage/ ParticipantObjectIdentification)	ParticipantObjectTypeCode	M	“2” (System)
	ParticipantObjectTypeCodeRole	M	“3” (report)
	<i>ParticipantObjectDataLifeCycle</i>	<i>U</i>	<i>not specialized</i>
	ParticipantObjectIDTypeCode	M	EV(9, RFC-3881, “Report Number”)
	<i>ParticipantObjectSensitivity</i>	<i>U</i>	<i>not specialized</i>
	ParticipantObjectID	M	The value of <ihe:DocumentUniqueId/>
	<i>ParticipantObjectName</i>	<i>C</i>	<i>not specialized</i>
	<i>ParticipantObjectQuery</i>	<i>U</i>	<i>not specialized</i>
ParticipantObjectDetail	M	The ParticipantObjectDetail element may occur more than once. In one element, the value of <ihe:RepositoryUniqueId/> in value attribute, “Repository Unique Id” in type attribute In another element, the value of “ihe:homeCommunityID” as the value of the attribute <i>type</i> and the value of the homeCommunityID as the value of the attribute <i>value</i>	

5210

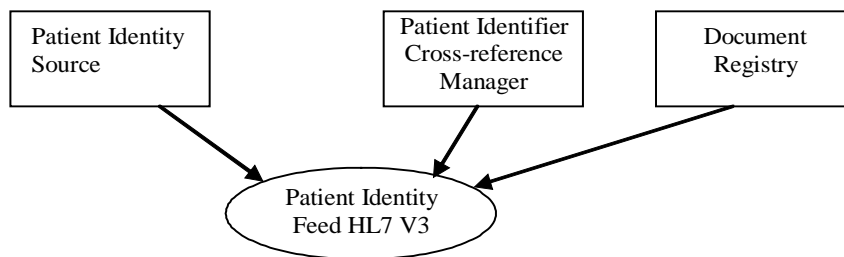
3.44 Patient Identity Feed HL7 V3

5215 This section corresponds to Transaction ITI-44 of the IHE IT Infrastructure Technical Framework. Transaction ITI-44 is used by the Patient Identity Source, Patient Identifier Cross-reference Manager and Document Registry Actors.

3.44.1 Scope

The scope is identical to ITI TF-2a: 3.8.1.

3.44.2 Use Case Roles



5220 **Actor:** Patient Identity Source

Role: Provides notification to the Patient Identifier Cross-reference Manager and Document Registry for any patient identification related events including: creation, updates, merges, etc.

Corresponding HL7 v3 Application Roles:

Patient Registry Informer (PRPA_AR201301UV02)

5225 **Actor:** Patient Identifier Cross-reference Manager

Role: Serves a well-defined set of Patient Identification Domains. Based on information provided in each Patient Identification Domain by a Patient Identification Source Actor, it manages the cross-referencing of patient identifiers across Patient Identification Domains.

Corresponding HL7 v3 Application Roles:

5230 Patient Registry Tracker (PRPA_AR201302UV02)

Actor: Document Registry

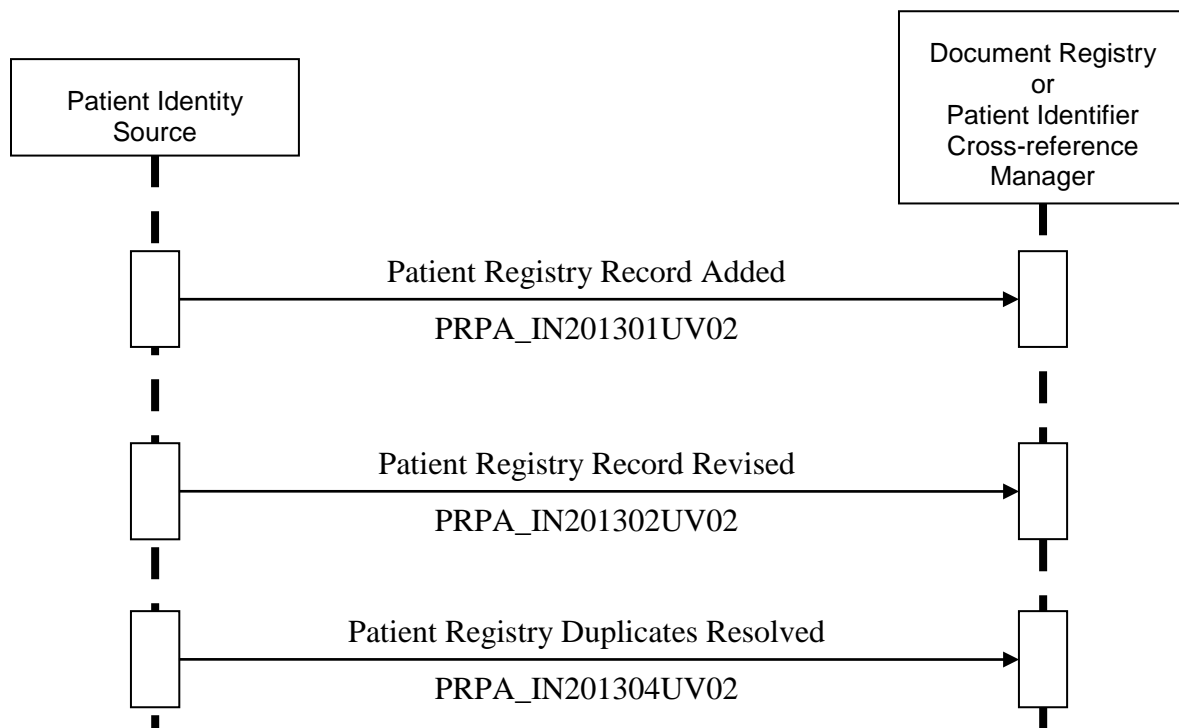
Role: Uses patient identifiers provided by Patient Identity Source to ensure that XDS Documents metadata registered is associated with a known patient and updates patient identity in document metadata by tracking identity change operations (e.g., merge).

5235 **Corresponding HL7 v3 Application Roles:**

Patient Registry Tracker (PRPA_AR201302UV02)

3.44.3 Referenced Standards

HL7 Version 3 Edition 2008 Patient Administration DSTU, Patient Topic (found at <http://www.hl7.org/memonly/downloads/v3edition.cfm#V32008>).

5240 **3.44.4 Interaction Diagrams****Figure 3.44-1: Patient Identity Sequence****3.44.4.1 Patient Identity Management – Add or Revise Patient Record****3.44.4.1.1 Trigger Events**

5245 The following events from a Patient Identity Source will trigger one of the Add or Revise Patient Record messages:

Patient Registry Record Added (PRPA_TE201301UV02)

This trigger event signals that a new patient was added to a Patient Identity Source.

5250 Changes to patient demographics (e.g., change in patient name, patient address, etc.) shall trigger the following Patient Registry Record Revised message:

Patient Registry Record Revised (PRPA_TE201302UV02)

This trigger event signals that patient information was revised in a Patient Identity Source.

5255 The Patient Identifier Cross-reference Manager shall only perform cross-referencing logic on messages received from Patient Identity Source Actors. For a given Patient Identifier Domain there shall be one and only one Patient Identity Source Actor, but a given Patient Identity Source Actor may serve more than one Patient Identifier Domain.

3.44.4.1.2 Message Semantics

5260 The Patient Identity Feed transaction is carried out by the HL7 v3 Patient Activate (PRPA_MT201301UV02) and Patient Revise (PRPA_MT201302UV02) messages, as defined in the subsequent sections. The Patient Identity Source shall generate the message whenever a patient is registered or when some piece of patient demographic data changes. The components of the message listed below are required, and their detailed descriptions are provided in the following subsections.

5265 Each message shall be acknowledged by the HL7 v3 Accept Acknowledgement (MCCI_MT000200UV01), which is described in ITI TF-2x: Appendix O.

The message information model in ITI TF-2b: 3.44.4.1.2.2 describes the relevant data elements for this transaction. Specific requirements for the particular actors are found in ITI TF-2b: 3.44.4.1.3 Expected Actions.

5270 3.44.4.1.2.1 Major Components of the Patient Registry Record Added/Revised Messages

Patient

5275 The *Patient* class is the entry point to the R-MIMs for the *Patient Activate* (PRPA_RM201301UV02) and *Patient Revise* (PRPA_RM201302UV02) models. The patient identifiers are captured using an Instance Identifier (II) data type. Please see ITI TF-2x: Appendix E for a detailed description about the use of the HL7 V3 II data type for patient identifiers.

Provider Organization

5280 The Patient class is scoped by the provider organization where this person is a patient. The HL7 definition of the CMET requires that the provider organization needs to be identified by an id attribute, and at least one of address, telecommunications address, or contact person to be present. The id attribute SHALL have only a root, expressed as an ISO OID.

Person

5285 The *Person* class contains identifying and demographic data elements for the focal person similar to those in the HL7 v2.x PID segment such as name, gender, date of birth, marital status and deceased indicator and time.

Language Communication

Information about what language(s) should be used to communicate with the focal person can be sent in the *LanguageCommunication* class.

PersonalRelationship

5290 This is used for sending information pertaining to the mother's maiden name.

Citizen

Citizenship information for a person, including citizen identifier and effective time can be sent in the *Citizen* class. The nation that scopes the *Citizen* role, as identified by *Nation.code*, is mandatory.

5295 **Other Identifiers**

The *OtherIDs* class is used to capture other identifiers associated with the person such as a driver's license number or social security number. In this transaction the IDs assigned by the scoping provider organization are represented in the id attribute of the Patient class. All other IDs are represented in the OtherIDs class. For the purposes of interoperability where both HL7 V3 and HL7 v2.x based transactions are used, the following requirement is imposed on the OtherIDs.id attribute and on the scopingOrganization.id attribute:

5300

OtherIDs.id.root SHALL be identical to scopingOrganization.id.root
scopingOrganization.id.extension SHALL NOT have any value

Please see ITI TF-2x: E.2 for details on the use of the II data type for patient identifiers.

5305 **3.44.4.1.2.2 Message Information Model of the Patient Registry Record Added/Revised Messages**

Below is the Message Information Model for both the Patient Activate and Patient Revise messages, as restricted for this transaction. The purpose of the model is to describe the data elements relevant for this transaction. It is a strict common subset of the *Patient Activate (PRPA_RM201301UV02)* and *Patient Revise (PRPA_RM201302UV02)* RMIMs. While HL7 defines two models for the two messages, a single common subset is sufficient for the purposes of this IHE transaction.

5310

The base RMIMs can be found on the HL7 V3 2008 Edition CD at [Edition2008/domains/uvpa/editable/PRPA_RM201301UV.htm](#) and

5315

[Edition2008/domains/uvpa/editable/PRPA_RM201302UV.htm](#). The following restrictions are made on the original RMIMs to arrive at the restricted model:

The focal entity choice is restricted to be only a person

The relationship holder of the personal relationship is restricted to be a person (using CMET COCT_MT030207UV)

5320

The provider organization which is scoping the patient role is required in both the Add and Revise messages (it is optional in the original Revise message definition).

The following roles are omitted:

asPatientOfOtherProvider

guarantor

5325

guardian

contactParty

asMember

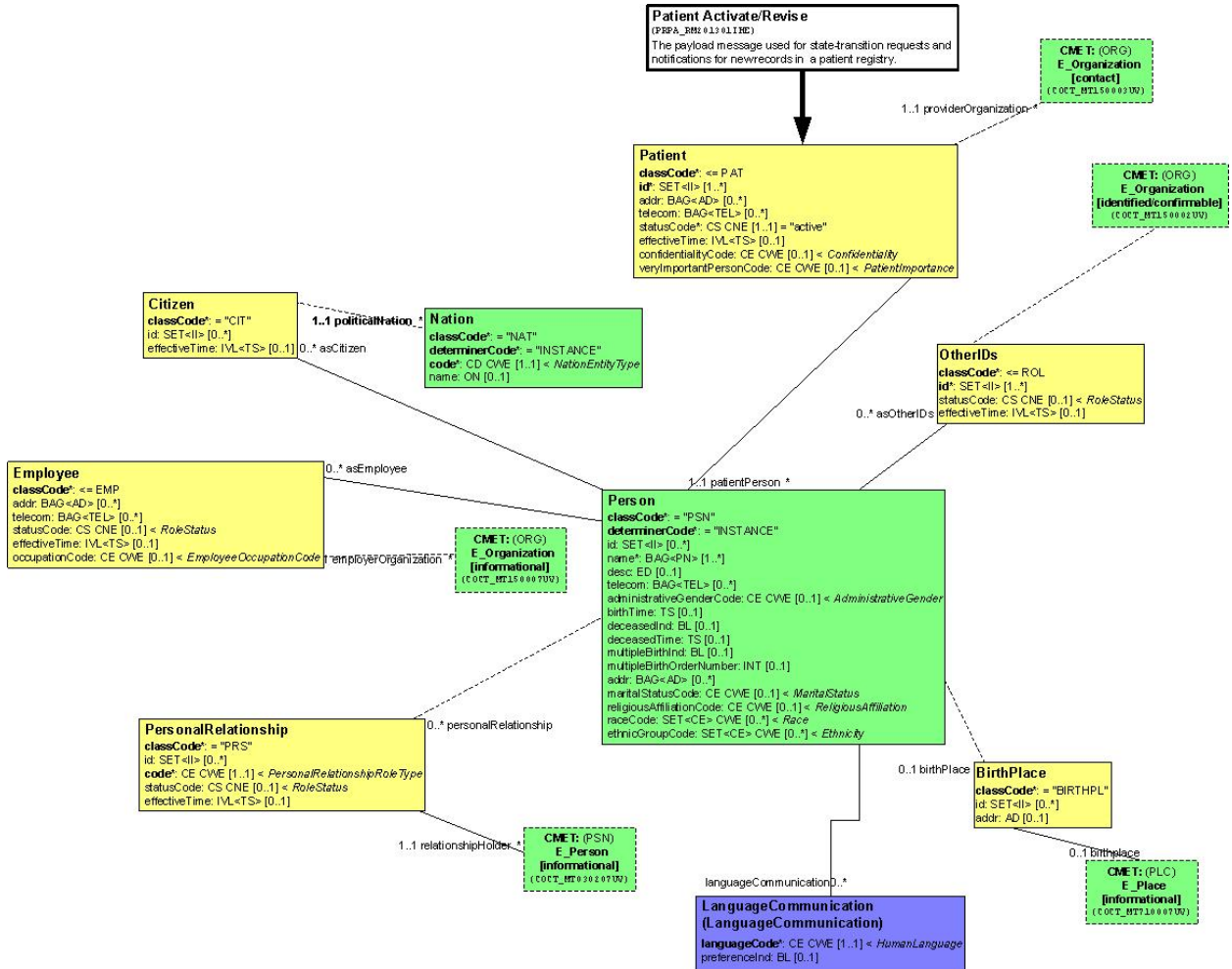
careGiver

asStudent

5330

The following participations are omitted:

subjectOf (administrativeObservation)
 coveredPartyOf (coverage)



5335

Figure 3.44.4.1.2-1: RMIM Diagram

The attributes of this model are described in the following table. Note that CMETs are not discussed, as the HL7 definitions for them are being used.

5340

Table 3.44.4.1.2-1: Model Attributes

<p>PRPA_HD201301IHE Patient Activate/Revise</p>	<p>This HMD extract defines the message used to report that a new patient record was added, or a patient record was updated. Derived from Figure 3.44.4.1.2-1 (PRPA_RM201301IHE)</p>
<p>Patient</p>	<p>The primary record for the focal person in a Patient Identity Source</p>

PRPA_HD201301IHE Patient Activate/Revise	This HMD extract defines the message used to report that a new patient record was added, or a patient record was updated. Derived from Figure 3.44.4.1.2-1 (PRPA_RM201301IHE)
classCode [1..1] (M) Patient (CS) {CNE:PAT}	Structural attribute; this is a "patient" role
id [1..*] (M) Patient (SET<II>)	Identifiers designated by this patient identity source for the focal person
statusCode [1..1] Patient (CS) {CNE:active, fixed value= "active"}	A value specifying the state of this record in a patient registry (based on the RIM role class state-machine). This record is active.
confidentialityCode [0..*] Patient (SET<CE>) {CWE:Confidentiality}	Value(s) that control the disclosure of information about this living subject as a patient
veryImportantPersonCode [0..1] Patient (CE) {CWE:PatientImportance}	A code specifying the patient's special status granted by the scoper organization, often resulting in preferred treatment and special considerations. Examples include board member, diplomat.
Person	A subtype of LivingSubject representing a human being Either Person.name or Patient.id must be non-null
classCode [1..1] (M) Person (CS) {CNE:PSN, fixed value= "PSN"}	Structural attribute; this is a "person" entity
determinerCode [1..1] (M) Person (CS) {CNE:INSTANCE, fixed value= "INSTANCE"}	Structural attribute; this is a specific person
name [1..*] Person (BAG<PN>)	Name(s) for this person
telecom [0..*] Person (BAG<TEL>)	Telecommunication address(es) for communicating with this person
administrativeGenderCode [0..1] Person (CE) {CWE:AdministrativeGender}	A value representing the gender (sex) of this person. Note: this attribute does not include terms related to clinical gender which is a complex physiological, genetic and sociological concept that requires multiple observations in order to be comprehensively described.
birthTime [0..1] Person (TS)	The date and time this person was born
deceasedInd [0..1] Person (BL)	An indication that this person is dead
deceasedTime [0..1] Person (TS)	The date and time this person died
multipleBirthInd [0..1] Person (BL)	An indication that this person was part of a multiple birth
multipleBirthOrderNumber [0..1] Person (INT)	The order in which this person was born if part of a multiple birth
addr [0..*] Person (BAG<AD>)	Address(es) for corresponding with this person
maritalStatusCode [0..1] Person (CE) {CWE:MaritalStatus}	A value representing the domestic partnership status of this person
religiousAffiliationCode [0..1]	A value representing the primary religious preference of this person

<p>PRPA_HD201301IHE Patient Activate/Revise</p>	<p>This HMD extract defines the message used to report that a new patient record was added, or a patient record was updated. Derived from Figure 3.44.4.1.2-1 (PRPA_RM201301IHE)</p>
<p>Person (CE) {CWE:ReligiousAffiliation}</p>	
<p>raceCode [0..*] Person (SET<CE>) {CWE:Race}</p>	<p>A set of values representing the races of this person</p>
<p>ethnicGroupCode [0..*] Person (SET<CE>) {CWE:Ethnicity}</p>	<p>A set of values representing the ethnic groups of this person</p>
<p>OtherIDs</p>	<p>Used to capture additional identifiers for the person such as a Drivers' license or Social Security Number. Please see notes above in the Major Components section on the use of OtherIDs.</p>
<p>classCode [1..1] (M) Role (CS) {CNE:ROL}</p>	<p>Structural attribute. This can be any specialization of "role" except for Citizen, or Employee.</p>
<p>id [1..*] (M) Role (SET<II>)</p>	<p>One or more identifiers issued to the focal person by the associated scopingOrganization (e.g., a Driver's License number issued by a DMV)</p>
<p>PersonalRelationship</p>	<p>A personal relationship between the focal living subject and another living subject</p>
<p>classCode [1..1] (M) Role (CS) {CNE:PRS, fixed value= "PRS"}</p>	<p>Structural attribute; this is a "personal relationship" role</p>
<p>id [0..*] Role (SET<II>)</p>	<p>Identifier(s) for this personal relationship</p>
<p>code [1..1] (M) Role (CE) {CWE:PersonalRelationshipRoleType}</p>	<p>A required value specifying the type of personal relationship between the relationshipHolder and the scoping living subject drawn from the PersonalRelationshipRoleType domain, for example, spouse, parent, unrelated friend</p>
<p>statusCode [0..1] Role (CE) {CWE:RoleStatus}</p>	<p>A value specifying the state of this personal relationship (based on the RIM Role class state-machine), for example, following divorce a spouse relationship would be "terminated".</p>
<p>effectiveTime [0..1] Role (IVL<TS>)</p>	<p>An interval of time specifying the period during which this personal relationship is in effect, if such time is applicable and known.</p>
<p>Citizen</p>	<p>Used to capture person information relating to citizenship.</p>
<p>classCode [1..1] (M) Role (CS) {CNE:CIT, fixed value= "CIT"}</p>	<p>Structural attribute; this is a "citizen" role</p>
<p>id [0..*] Role (SET<II>)</p>	<p>Identifier(s) for the focal person as a citizen of a nation</p>
<p>effectiveTime [0..1] Employee (IVL<TS>)</p>	<p>An interval of time specifying the period during which this employment relationship is in effect, if such time limit is applicable and known.</p>
<p>Nation</p>	<p>A politically organized body of people bonded by territory and known as a nation.</p>
<p>classCode [1..1] (M) Organization (CS) {CNE:NAT, fixed value= "NAT"}</p>	<p>Structural attribute; this is a 'nation' type of entity</p>
<p>determinerCode [1..1] (M) Organization (CS) {CNE:INSTANCE, fixed value= "INSTANCE"}</p>	<p>Structural attribute; this is a specific entity</p>

PRPA_HD201301IHE Patient Activate/Revise	This HMD extract defines the message used to report that a new patient record was added, or a patient record was updated. Derived from Figure 3.44.4.1.2-1 (PRPA_RM201301IHE)
code [1..1] (M) Organization (CD) {CWE:NationEntityType}	A value that identifies a nation state
name [0..1] Organization (ON)	A non-unique textual identifier or moniker for this nation
Employee	A relationship of the focal person with an organization to receive wages or salary. The purpose of this class is to identify the type of relationship the employee has to the employer rather than the nature of the work actually performed. For example, it can be used to capture whether the person is a Military Veteran or not..
classCode [1..1] (M) Employee (CS) {CNE:EMP}	Structural attribute; this is an "employee" role
statusCode [0..1] Employee (CS) {CNE:RoleStatus}	A value specifying the state of this employment relationship (based on the RIM Role class state-machine), for example, active, suspended, terminated.
statusCode [0..1] Employee (CS) {CNE:RoleStatus}	A value specifying the state of this employment relationship (based on the RIM Role class state-machine), for example, active, suspended, terminated.
effectiveTime [0..1] Employee (IVL<TS>)	An interval of time specifying the period during which this employment relationship is in effect, if such time limit is applicable and known.
occupationCode [0..1] Employee (CE) {CWE:EmployeeOccupationCode}	A code qualifying the classification of kind-of-work based upon a recognized industry or jurisdictional standard. OccupationCode is used to convey the person's occupation as opposed to jobClassCode (not used in this transaction) which characterizes this particular job. For example, it can be used to capture whether the person is a Military Veteran or not.
BirthPlace	The birthplace of the focal living subject.
classCode [1..1] (M) Birthplace (CS) {CNE:BIRTHPL}	Structural attribute; this is a "birthplace" role.
id [0..*]	A living subject's birth place represented by a unique identifier.
addr [0..*] Patient (BAG<AD>)	A living subject's birth place represented as an address. Note: Either BirthPlace.addr or an associated Place.name must be valued.
classCode [1..1] (M) Birthplace (CS) {CNE:BIRTHPL}	Structural attribute; this is a "birthplace" role.
LanguageCommunication	A language communication capability of the focal person
languageCode [1..1] (M) LanguageCommunication (CE) {CWE:HumanLanguage}	A value representing a language for which the focal person has some level of proficiency for written or spoken communication. Examples: Spanish, Italian, German, English, American Sign
preferenceInd [0..1] LanguageCommunication (BL)	An indicator specifying whether or not this language is preferred by the focal person for the associated mode

3.44.4.1.2.3 Control Act and Transmission Wrappers

5345 Please see ITI TF-2x: Appendix O for details on the IHE guidelines for implementing the wrappers. Table 3.44.4.1.2-2 contains the Transmission and Control Act wrappers used for the two interactions, and the associated constraints.

Table 3.44.4.1.2-2: Wrappers and Constraints

Transmission Wrapper	Trigger Event Control Act Wrapper
MCCI_MT000100UV01 – Send Message Payload	MFMI_MT700701UV01 – Master File / Registry Notification Control Act, Role Subject
The value of interactionId SHALL be set to PRPA_IN201301UV02 or PRPA_IN201302UV02 The value of processingModeCode SHALL be set to T The acceptAckCode SHALL be set to AL There SHALL be only one receiver Device	The trigger event code in ControlActProcess.code SHALL be set to PRPA_TE201301UV02 or PRPA_TE201302UV02 respectively RegistrationEvent.statusCode SHALL be set to “active” There SHALL be no InReplacementOf act relationship for these interactions.

5350 The composite message schemas which describe the full payload of these interactions, including the wrappers, can be found online on the IHE FTP site, see ITI TF-2x: Appendix W (the HL7 V3 2008 Normative Edition schemas are at [Edition2008/processable/multicacheschemas/PRPA_IN201301UV02.xsd](#) and [Edition2008/processable/multicacheschemas/PRPA_IN201302UV02.xsd](#)).

3.44.4.1.2.4 Web Services Types and Messages

5355 The Patient Registry Record Added/Revised messages will be transmitted using Web Services, according to the requirements specified in ITI TF-2x: Appendix V.

The following WSDL naming conventions SHALL apply:

5360 “add” message -> "PRPA_IN201301UV02_Message"
 “revise” message -> "PRPA_IN201302UV02_Message"
 acknowledgement -> "MCCI_IN000002UV01_Message"

The following WSDL snippet describes the types for these messages:

```

5365   ...
   <types>
     <xsd:schema elementFormDefault="qualified" targetNamespace="urn:hl7-
org:v3"
xmlns:hl7="urn:hl7-org:v3">
<!-- Include the message schema -->
<xsd:import namespace="urn:hl7-org:v3"
schemaLocation=" ../schema/HL7V3/NE2008/multicacheschemas/PRPA_IN201301UV02.xsd"/>
5370 <xsd:element name="PRPA_IN201301UV02"/>
</xsd:schema>
<xsd:schema elementFormDefault="qualified" targetNamespace="urn:hl7-org:v3"
xmlns:hl7="urn:hl7-org:v3">
5375 <!-- Include the message schema -->

```

```

5380 <xsd:import namespace="urn:hl7-org:v3"
schemaLocation="../../../schema/HL7V3/NE2008/multicacheschemas/PRPA_IN201302UV02.xsd"/>
<xsd:element name="PRPA_IN201302UV02"/>
</xsd:schema>
<xsd:schema elementFormDefault="qualified" targetNamespace="urn:hl7-org:v3"
xmlns:hl7="urn:hl7-org:v3">
<!-- Include the message schema -->
5385 <xsd:import namespace="urn:hl7-org:v3"
schemaLocation="../../../schema/HL7V3/NE2008/multicacheschemas/MCCI_IN000002UV01.xsd"/>
<xsd:element name="MCCI_IN000002UV01"/>
</xsd:schema>
5390 </types>
...

```

The messages are described by the following snippet:

```

...
5395 <message name="PRPA_IN201301UV02_Message">
<part element="hl7:PRPA_IN201301UV02" name="Body"/>
</message>
<message name="PRPA_IN201302UV02_Message">
<part element="hl7:PRPA_IN201302UV02" name="Body"/>
</message>
5400 <message name="MCCI_IN000002UV01_Message">
<part element="hl7:MCCI_IN000002UV01" name="Body"/>
</message>
...

```

The port types for the WSDL describing the Patient Identity Feed Service are described together with the expected actions of the actors which receive these messages in sections ITI TF-2b: 3.44.4.1.3 and TF-2b: 3.44.4.1.4.

3.44.4.1.3 Expected Actions – PIX Manager

The Patient Identifier Cross-reference Manager shall be capable of accepting attributes specified in Table 3.44.4.1.2-1 above. This is to ensure that the Patient Identifier Cross-reference Manager can handle a sufficient set of corroborating information in order to perform its cross-referencing function.

The Patient Identifier Cross-reference Manager shall only recognize a single Patient Identity Source per domain.

The cross-referencing process (algorithm, human decisions, etc.) is performed within the Patient Identifier Cross-reference Manager, but its specification is beyond the scope of IHE.

Once the Patient Identifier Cross-reference Manager has completed its cross-referencing function, it shall make the newly cross-referenced identifiers available to PIX queries and send out notification to any Patient Identifier Cross-reference Consumers that have been configured as being interested in receiving such notifications using the PIX Update Notification HL7 V3 transaction (see ITI TF-2b: 3.46 for the details of that transaction).

5420 **3.44.4.1.3.1 Web Services Port Type and Binding Definitions**

IHE-WSP201) The attribute /wsdl:definitions/@name SHALL be “PIXManager”.

The following WSDL naming conventions SHALL apply:

```

wsdl:definitions/@name="PIXManager":
5425  "add" message      -> "PRPA_IN201301UV02_Message"
      "revise" message -> "PRPA_IN201302UV02_Message"
      acknowledgement -> "MCCI_IN000002UV01_Message"
      portType        -> "PIXManager_PortType"
      add operation    -> "PIXManager_PRPA_IN201301UV02"
      revise operation -> "PIXManager_PRPA_IN201302UV02"
5430  SOAP 1.2 binding -> "PIXManager_Binding_Soap12"
      SOAP 1.2 port   -> "PIXManager_Port_Soap12"

```

The following WSDL snippets specify the Patient Identity Feed Port Type and Binding definitions, according to the requirements specified in ITI TF-2x: Appendix V.

5435 **3.44.4.1.3.1.1 Port Type**

```

<portType name="PIXManager_PortType">
  <operation name="PIXManager_PRPA_IN201301UV02">
5440 <input message="tns:PRPA_IN201301UV02_Message" wsaw:Action="urn:hl7-
      org:v3:PRPA_IN201301UV02"/>
      <output message="tns:MCCI_IN000002UV01_Message" wsaw:Action="urn:hl7-
      org:v3:MCCI_IN000002UV01"/>
    </operation>
  <operation name="PIXManager_PRPA_IN201302UV02">
5445 <input message="tns:PRPA_IN201302UV02_Message" wsaw:Action="urn:hl7-
      org:v3:PRPA_IN201302UV02"/>
      <output message="tns:MCCI_IN000002UV01_Message" wsaw:Action="urn:hl7-
      org:v3:MCCI_IN000002UV01"/>
    </operation>
5450 </portType>

```

3.44.4.1.3.1.2 Bindings

SOAP 1.2 binding:

```

...
5455 <binding name="PIXManager_Binding_Soap12" type="PIXManager_PortType">
      <wssoap12:binding style="document"
      transport="http://schemas.xmlsoap.org/soap/http"/>
      <operation name="PIXManager_PRPA_IN201301UV02">
        <wssoap12:operation soapAction="urn:hl7-org:v3:PRPA_IN201301UV02"/>
5460 <input>
          <wssoap12:body use="literal"/>
        </input>
        <output>
          <wssoap12:body use="literal"/>
        </output>
5465 </operation>
      <operation name="PIXManager_PRPA_IN201302UV02">
        <wssoap12:operation soapAction="urn:hl7-org:v3:PRPA_IN201302UV02"/>
        <input>

```

```

5470     <wsoap12:body use="literal"/>
        </input>
        <output>
            <wsoap12:body use="literal"/>
        </output>
    </operation>
5475 </binding>

```

...

An informative WSDL for the PIX Manager implementing the PIXV3 Profile is available online on the IHE FTP site, see ITI TF-2x: Appendix W.

3.44.4.1.3.2 Message Examples

5480 Message examples can be found online on the IHE FTP site, see ITI TF-2x: Appendix W.

3.44.4.1.4 Expected Actions – Document Registry

5485 The Document Registry shall be capable of accepting attributes in the Patient Registry Record Added or Patient Registry Record Revised messages as specified in Table 3.44.4.1.2-1. The Patient Identity Feed transaction contains more than what the XDS Document Registry needs for its operation.

The Document Registry shall store only the patient identifiers of the patient identification domain designated by the Affinity Domain for document sharing in the registry. Patient identifiers of other patient identification domains, if present in a received message, shall be ignored.

5490 3.44.4.1.4.1 Web Services Port Type and Binding Definitions

IHE-WSP201) The attribute /wsdl:definitions/@name SHALL be “DocumentRegistry”.

The following WSDL naming conventions SHALL apply:

```

5495 wsdl:definitions/@name="DocumentRegistry":
    "add" message      -> "PRPA_IN201301UV02_Message"
    "revise" message  -> "PRPA_IN201302UV02_Message"
    acknowledgement  -> "MCCI_IN000002UV01_Message"
    portType          -> "DocumentRegistry_PortType"
    add operation      -> "DocumentRegistry_PRPA_IN201301UV02"
    revise operation  -> "DocumentRegistry_PRPA_IN201302UV02"
5500 SOAP 1.2 binding -> "DocumentRegistry_Binding_Soap12"
    SOAP 1.2 port     -> "DocumentRegistry_Port_Soap12"

```

The following WSDL snippets specify the Patient Identity Feed Port Type and Binding definitions, according to the requirements specified in ITI TF-2x: Appendix V.

5505 3.44.4.1.3.1.1 Port Type

```

5510 <portType name="DocumentRegistry_PortType">
    <operation name="DocumentRegistry_PRPA_IN201301UV02">
    <input message="tns:PRPA_IN201301UV02_Message" wsaw:Action="urn:h17-
    org:v3:PRPA_IN201301UV02"/>

```

```

<output message="tns:MCCI_IN000002UV01_Message" wsaw:Action="urn:hl7-
org:v3:MCCI_IN000002UV01"/>
</operation>
5515 <operation name="DocumentRegistry_PRPA_IN201302UV02">
<input message="tns:PRPA_IN201302UV02_Message" wsaw:Action="urn:hl7-
org:v3:PRPA_IN201302UV02"/>
<output message="tns:MCCI_IN000002UV01_Message" wsaw:Action="urn:hl7-
org:v3:MCCI_IN000002UV01"/>
</operation>
5520 </portType>

```

3.44.4.1.3.1.2 Bindings

SOAP 1.2 binding:

```

...
5525 <binding name="DocumentRegistry_Binding_Soap12"
type="DocumentRegistry_PortType">
<wssoap12:binding style="document"
transport="http://schemas.xmlsoap.org/soap/http"/>
<operation name="DocumentRegistry_PRPA_IN201301UV02">
5530 <wssoap12:operation soapAction="urn:hl7-org:v3:PRPA_IN201301UV02"/>
<input>
<wssoap12:body use="literal"/>
</input>
<output>
5535 <wssoap12:body use="literal"/>
</output>
</operation>
<operation name="DocumentRegistry_PRPA_IN201302UV02">
<wssoap12:operation soapAction="urn:hl7-org:v3:PRPA_IN201302UV02"/>
5540 <input>
<wssoap12:body use="literal"/>
</input>
<output>
5545 <wssoap12:body use="literal"/>
</output>
</operation>
</binding>
...

```

An informative WSDL for the Document Registry implementing the XDS.b Profile is available online on the IHE FTP site, see ITI TF-2x: Appendix W.

5550 3.44.4.1.3.2 Message Examples

Message examples can be found online on the IHE FTP site, see ITI TF-2x: Appendix W.

3.44.4.2 Patient Identity Management – Patient Identity Merge

3.44.4.2.1 Trigger Events

5555 When two patients' records are found to identify the same patient by a Patient Identity Source in a Patient Identifier Domain, the Patient Identity Source shall indicate this information using the following trigger:

Patient Registry Duplicates Resolved (PRPA_TE201304UV02)

This trigger event signals that duplicate records were resolved in a patient registry.

5560 A Patient Registry Duplicates Resolved message indicates that the Patient Identity Source has done a merge within a specific Patient Identification Domain. That is, the surviving identifier (patient ID) has subsumed a duplicate patient identifier.

3.44.4.2.2 Message Semantics

5565 The Patient Registry Duplicates Resolved interaction is carried out by the HL7 v3 Patient Demographics message (PRPA_MT201303UV02). The message shall be generated by the system (Patient Identity Source) that performs the update whenever two patient records are found to reference the same person.

The components of the HL7 Merge Patient message listed below are required, and the detailed description of the message is provided in Sections ITI TF-2b: 3.44.4.2.2.1 to 3.44.4.2.2.4.

5570 Each message shall be acknowledged by the HL7 v3 Accept Acknowledgement (MCCI_MT000200UV01), which is described in ITI TF-2x: Appendix O.

5575 When two Patient identifiers are to be merged, the subsumed identifier is referenced in the Registry Trigger Event Control Act Wrapper and the payload is sent for the surviving identifier. For example, if Patients A, B, and C are all to be merged into Patient B, then two messages are sent. In the first message Patient A's identifier is referenced in the Registry Trigger Event Control Act Wrapper via the *replacementOf* act relationship and Patients B's identifier is referenced in the *Patient* class of the payload. In the second message Patient C's identifier is referenced in the wrapper, and Patient B's identifier is, again, in the payload.

5580 The message information model in ITI TF-2b: 3.44.4.2.2.2 describes the relevant data elements for this transaction. Specific requirements for the particular actors are found in ITI TF-2b: 3.44.4.2.3 Expected Actions.

3.44.4.2.2.1 Major Components of the Patient Registry Duplicates Resolved

Patient

5585 The *Patient* class is the entry point to the R-MIM for the *Patient Demographics* (PRPA_RM201303UV02) in the Patient Identity Source. The patient identifier is represented using an Instance Identifier (II) data type. Please see ITI TF-2x: Appendix E for a detailed description about the use of the HL7 V3 II data type for patient identifiers.

Provider Organization

5590 The Patient class is scoped by the provider organization which is the assigning authority for the patient's identifier. For this message the provider organization class is optional. The HL7 definition of the CMET requires that the provider organization needs to be identified by an id attribute, and at least one of address, telecommunications address, or contact person to be present. The id attribute SHALL have only a root expressed as an ISO OID, and it shall match the root of the Patient.id attribute

Person

5595 The *Person* class contains the name for the focal person (similarly to the requirement for the HL7 v2.x PID segment).

3.44.4.2.2 Message Information Model of the Patient Registry Duplicates Resolved Message

5600 Below is the Message Information Model for the Duplicates Resolved message, as restricted for this transaction. The purpose of the model is to describe the data elements relevant for this transaction. It is a strict subset of the *Patient Demographics (PRPA_RM201303UV02)* RMIM.

The base RMIM can be found on the HL7 V3 2008 Edition CD at [Edition2008/domains/uvpa/editable/PRPA_RM201303UV.htm](#). The following restrictions were made on the original RMIMs to arrive at the restricted model:

- 5605
- The focal entity choice is restricted to be only a person
 - All optional classes are removed
 - All optional attributes in the Patient and Person class are removed

5610 This restricted model makes clear the purpose of this message – it is to inform about the merge of identities in the Patient Identity Source. If there are any updates to the demographics of the patient in question, this information shall be relayed via a Patient Registry Record Revised message. This follows the semantics of the Patient Identity Feed transaction as defined in ITI TF-2a: 3.8, and is a restriction on the semantics of this message as defined by HL7 (where any demographics information can be updated with the Duplicates Resolved message).

The provider organization is also optionally available.

5615

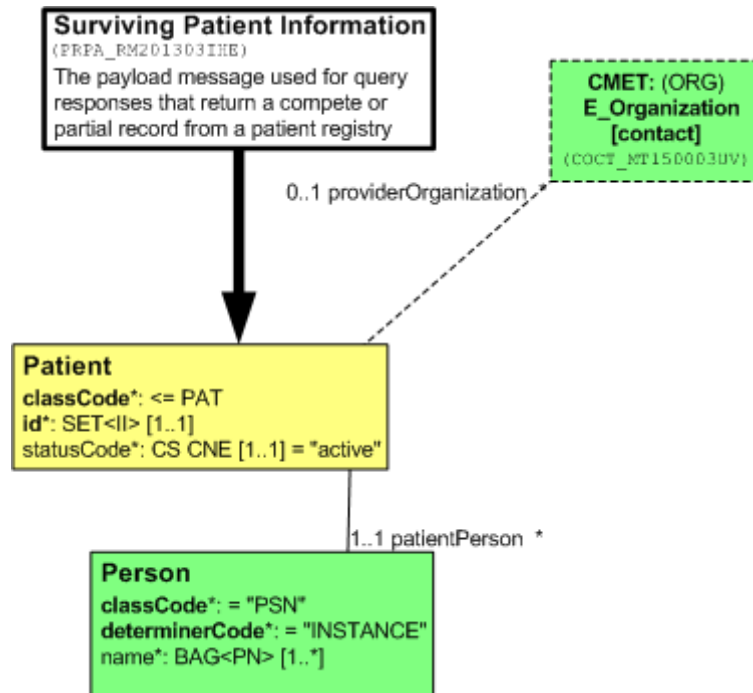


Figure 3.44.4.2.2-1: Message Information Model for Duplicates Resolved Message

The attributes of this model are described in the following table.

5620

Table 3.44.4.2.2-1: Model Attributes

PRPA_HD201303IHE Duplicates Resolved	This HMD extract defines the message used to report that two patient identifiers were merged (i.e., a duplicate was resolved). Derived from Figure 3.44.4.2.2-1 (PRPA_RM201303IHE)
Patient	The primary record for the focal person in a Patient Identity Source
classCode [1..1] (M) Patient (CS) {CNE:PAT}	Structural attribute; this is a "patient" role
id [1..*] (M) Patient (SET<II>)	Identifiers designated by various patient identity sources for the focal person
statusCode [1..1] Patient (CS) {CNE:active, fixed value= "active"}	A value specifying the state of this record in a patient registry (based on the RIM role class state-machine). This record is active.
Person	A subtype of LivingSubject representing a human being Both Person.name and Patient.id must be non-null
classCode [1..1] (M) Person (CS) {CNE:PSN, fixed value= "PSN"}	Structural attribute; this is a "person" entity
determinerCode [1..1] (M) Person (CS) {CNE:INSTANCE, fixed value= "INSTANCE"}	Structural attribute; this is a specific person
name [1..*]	Name(s) for this person

PRPA_HD201303IHE Duplicates Resolved	This HMD extract defines the message used to report that two patient identifiers were merged (i.e., a duplicate was resolved). Derived from Figure 3.44.4.2.2-1 (PRPA_RM201303IHE)
Person (BAG<PN>)	

3.44.4.2.2.3 Control Act and Transmission Wrappers

5625 Please see ITI TF-2x: Appendix O for details on the IHE guidelines for implementing the wrappers. Table 3.44.4.1.2-2 contains the Transmission and Control Act wrappers used for this interaction, and the associated constraints.

Table 3.44.4.2.2-3: Wrappers and Constraints

Transmission Wrapper	Trigger Event Control Act Wrapper
MCCI_MT000100UV01 – Send Message Payload	MFMI_MT700701UV01 – Master File / Registry Notification Control Act, Role Subject
The value of interactionId SHALL be set to PRPA_IN201304UV02 The value of processingModeCode SHALL be set to T The acceptAckCode SHALL be set to AL There SHALL be only one receiver Device	The trigger event code in ControlActProcess.code SHALL be set to PRPA_TE201304UV02 RegistrationEvent.statusCode SHALL be set to “active” There SHALL be an InReplacementOf act relationship The value of PriorRegistration.statusCode SHALL be “obsolete” There SHALL be a PriorRegisteredRole role There SHALL be a single PriorRegisteredRole.id attribute, representing the subsumed patient identifier.

5630 The composite message schemas which describe the full payload of this interaction, including the wrappers, can be found online on the IHE FTP site, see ITI TF-2x: Appendix W (the schemas from the HL7 V3 2008 Normative Edition can be found at [Edition2008/processable/multicacheschemas/PRPA_IN201304UV02.xsd](http://www.ihe.net/ftp/HL7V3/2008NormativeEdition/processable/multicacheschemas/PRPA_IN201304UV02.xsd)).

3.44.4.2.2.4 Web Services Types and Messages

5635 The Patient Registry Resolve Duplicates message will be transmitted using Web Services, according to the requirements specified in ITI TF-2x: Appendix V.

The following WSDL naming conventions SHALL apply:

```

"resolve duplicates" message -> "PRPA_IN201304UV02_Message"
Acknowledgement              -> "MCCI_IN000002UV01_Message"
    
```

5640 The following WSDL snippet describes the types for these messages:

```

...
<types>
    
```

```

    <xsd:schema elementFormDefault="qualified" targetNamespace="urn:hl7-
    org:v3"
    xmlns:hl7="urn:hl7-org:v3">
5645 <!-- Include the message schema -->
    <xsd:import namespace="urn:hl7-org:v3"
    schemaLocation="../../schema/HL7V3/NE2008/multicacheschemas/PRPA_IN201304UV02.xsd"/>
5650 <xsd:element name="PRPA_IN201304UV02"/>
    </xsd:schema>
    <xsd:schema elementFormDefault="qualified" targetNamespace="urn:hl7-org:v3"
    xmlns:hl7="urn:hl7-org:v3">
    <!-- Include the message schema -->
5655 <xsd:import namespace="urn:hl7-org:v3"
    schemaLocation="../../schema/HL7V3/NE2008/multicacheschemas/MCCI_IN000002UV01.xsd"/>
    <xsd:element name="MCCI_IN000002UV01"/>
    </xsd:schema>
    </types>
5660 ...

```

The messages are described by the following snippet:

```

    ...
    <message name="PRPA_IN201304UV02_Message">
5665 <part element="hl7:PRPA_IN201304UV02" name="Body"/>
    </message>
    <message name="MCCI_IN000002UV01_Message">
    <part element="hl7:MCCI_IN000002UV01" name="Body"/>
    </message>
    ...

```

5670 The port types for the WSDL describing the Resolved Duplicates Service are described together with the expected actions of the actors which receive these messages in ITI TF-2b: 3.44.4.2.3 and 3.44.4.2.4.

3.44.4.2.3 Expected Actions – PIX Manager

5675 The Patient Identifier Cross-reference Manager shall be capable of accepting attributes in the Resolve Duplicates message as specified in Table 3.44.4.2.2-1.

The Patient Identifier Cross-reference Manager shall perform the Expected Actions similar to the ones specified in ITI TF-2a: 3.8.4.2.3. The particular behavior is described below.

5680 When the Patient Identifier Cross-reference Manager receives the Resolve Duplicates message type of the Patient Identity Feed transaction, it shall cross-reference the patient identifiers provided in the wrapper and the payload of the message by replacing any references it is maintaining internally to the patient ID provided in the wrapper by the patient ID included in the payload. After the identifier references are replaced, the Patient Identifier Cross-reference Manager shall reapply its internal cross-referencing logic/ policies before providing the updated information via either the PIX Query or PIX Notification Transactions.

5685 3.44.4.2.3.1 Web Services Port Type and Binding Definitions

IHE-WSP201) The attribute /wsdl:definitions/@name SHALL be “PIXManager”.

The following WSDL naming conventions SHALL apply:

```

5690 wsdl:definitions/@name="PIXManager":
      "merge" message -> "PRPA_IN201304UV02_Message"
      acknowledgement -> "MCCI_IN000002UV01_Message"
      portType -> "PIXManager_PortType"
      merge operation -> "PIXManager_PRPA_IN201304UV02"
      SOAP 1.2 binding -> "PIXManager_Binding_Soap12"
5695 SOAP 1.2 port -> "PIXManager_Port_Soap12"

```

The following WSDL snippets specify the Patient Identity Feed Port Type and Binding definitions, according to the requirements specified in ITI TF-2x: Appendix V.

3.44.4.2.3.1.1 Port Type

```

5700 <portType name="PIXManager_PortType">
      <operation name="PIXManager_PRPA_IN201304UV02">
5705 <input message="tns:PRPA_IN201304UV02_Message" wsaw:Action="urn:h17-
      org:v3:PRPA_IN201304UV02"/>
      <output message="tns:MCCI_IN000002UV01_Message" wsaw:Action="urn:h17-
      org:v3:MCCI_IN000002UV01"/>
      </operation>
      </portType>

```

3.44.4.2.3.1.2 Bindings

SOAP 1.2 binding:

```

5710 ...
      <binding name="PIXManager_Binding_Soap12" type="PIXManager_PortType">
      <wsoap12:binding style="document"
5715 transport="http://schemas.xmlsoap.org/soap/http"/>
      <operation name="PIXManager_PRPA_IN201304UV02">
      <wsoap12:operation soapAction="urn:h17-org:v3:PRPA_IN201304UV02"/>
      <input>
      <wsoap12:body use="literal"/>
      </input>
      <output>
5720 <wsoap12:body use="literal"/>
      </output>
      </operation>
      </binding>
5725 ...

```

An informative WSDL for the PIX Manager implementing the PIXV3 Profile is available online on the IHE FTP site, see ITI TF-2x: Appendix W.

3.44.4.2.3.2 Message Examples

Message examples can be found online on the IHE FTP site, see ITI TF-2x: Appendix W.

5730 **3.44.4.2.4 Expected Actions – Document Registry**

The Document Registry shall be capable of accepting attributes in the Resolve Duplicates message as specified in Table 3.44.4.2.2.2-1. Other attributes may exist, but the Document Registry shall ignore them.

5735 The Document Registry shall perform the Expected Actions similar to the ones specified in ITI TF-2a: 3.8.4.2.4. The particular behavior is described below.

5740 When the Document Registry receives the Resolve Duplicates message of the Patient Identity Feed transaction, it shall merge the patient identity specified in the PriorRegistrationRole.id attribute of the Control-Act wrapper (subsumed patient identifier) into the patient identity specified in Patient.id attribute of the message payload (surviving patient identifier) in its registry. After the merge, all Document Submission Sets (including all Documents and Folders beneath them) under the secondary patient identity before the merge shall point to the primary patient identity. The secondary patient identity shall no longer be referenced in the future services provided by the Document Registry.

5745 Changes resulting from a Resolve Duplicates message are not reversible. No un-resolve message is supported by this transaction.

See ITI TF-2a: 3.18.4.1.2.3.8.1 of the Technical Framework for details of how this message type affects results of a Stored Query transaction and the end of ITI TF-2a: 3.14.4.1.2.12 to see how it affects the Register transaction.

A Resolve Duplicates message contains two attributes of interest:

- 5750
- PriorRegistrationRole.id – subsumed patient identifier: the patient identifier which is to become obsolete
 - Patient.id – surviving patient identifier: the patient identifier which is to remain active.

5755 After a duplicate resolution, the Patient.id attribute represents all records formerly represented by either the Patient.id attribute or the PriorRegistrationRole.id attribute. All other attributes may be ignored.

The following conditions shall be detected by the Document Registry. Messages containing these conditions shall not update the state of the Document Registry.

- 5760
- The subsumed patient identifier is not issued by the correct Assigning Authority according to the Affinity Domain configuration.
 - The surviving patient identifier is not issued by the correct Assigning Authority according to the Affinity Domain configuration.
 - The subsumed and surviving patient identifiers are the same.
 - The subsumed patient identifier has already been subsumed by an earlier message.
 - The surviving patient identifier has already been subsumed by an earlier message.
- 5765
- The subsumed patient identifier does not convey a currently active patient identifier known to the Document Registry.

If none of the above conditions occur then the Document Registry shall perform the following duties:

- 5770 1. Records the merge. Only the subsumed and surviving patient identifiers need be remembered. A patient identifier merge affects the processing of future Register Document Set [ITI-14] transactions. See ITI TF-2a: 3.14.4.1.2.12 XDS Registry Adaptor for details.
2. Multiple merge transactions can form a recorded merge chain, where the Subsumed identifier of the current merge is the Surviving identifier of a previous merge.
- 5775 3. Register Document Set transactions referencing a subsumed identifier are rejected with an XDSUnknownPatientId error.
4. Stored Query transactions referencing a subsumed identifier return no content.
5. Stored Query transactions referencing a surviving identifier successfully match the entire recorded merge chain and return appropriate metadata.
- 5780 6. No change in the Registry Query transaction.

Note: This transaction does not specify how the merge is to be implemented. It may or may not change the stored form of the metadata. It only specifies the observable results from the perspective of the Registry Stored Query transaction [ITI-18] and the Register Document Set-b transaction [ITI-42].

3.44.4.2.4.1 Web Services Port Type and Binding Definitions

5785 **IHE-WSP201) The attribute /wsdl:definitions/@name SHALL be “DocumentRegistry”.**

The following WSDL naming conventions SHALL apply:

5790	wsdl:definitions/@name="DocumentRegistry":	
	"resolve duplicates" message	-> "PRPA_IN201304UV02_Message"
	acknowledgement	-> "MCCI_IN000002UV01_Message"
	portType	-> "DocumentRegistry_PortType"
	resolve duplicates operation	-> "DocumentRegistry_PRPA_IN201304UV02"
	SOAP 1.2 binding	-> "DocumentRegistry_Binding_Soap12"
	SOAP 1.2 port	-> "DocumentRegistry_Port_Soap12"

5795 The following WSDL snippets specify the Patient Identity Feed Port Type and Binding definitions, according to the requirements specified in ITI TF-2x: Appendix V.

3.44.4.2.4.1.1 Port Type

```

5800 <portType name="DocumentRegistry_PortType">
      <operation name="DocumentRegistry_PRPA_IN201304UV02">
5805 <input message="tns:PRPA_IN201304UV02_Message" wsaw:Action="urn:h17-
org:v3:PRPA_IN201304UV02" />
      <output message="tns:MCCI_IN000002UV01_Message" wsaw:Action="urn:h17-
org:v3:MCCI_IN000002UV01" />
      </operation>
    </portType>

```

3.44.4.2.4.1.2 Bindings

SOAP 1.2 binding:

```
5810 ... <binding name="DocumentRegistry_Binding_Soap12"
type="DocumentRegistry_PortType">
    <wssoap12:binding style="document"
transport="http://schemas.xmlsoap.org/soap/http"/>
5815 <operation name="DocumentRegistry_PRPA_IN201304UV02">
<wssoap12:operation soapAction="urn:hl7-org:v3:PRPA_IN201304UV02"/>
    <input>
        <wssoap12:body use="literal"/>
    </input>
    <output>
5820 <wssoap12:body use="literal"/>
    </output>
    </operation>
    </binding>
...
5825
```

An informative WSDL for the Document Registry implementing the XDS.b Profile is available online on the IHE FTP site, see ITI TF-2x: Appendix W.

3.44.4.2.4.2 Message Examples

Message examples can be found online on the IHE FTP site, see ITI TF-2x: Appendix W.

5830 3.44.5 Security Requirements

This transaction is generally used in profiles that require actors to be grouped with a Secure Node as defined in the IHE Audit Trail and Node Authentication Integration Profile. This use of the ATNA Profile in an XDS Affinity Domain does not require a centralized XDS Affinity Domain Audit Record Repository.

5835 The use of ATNA along with XDS does require that each member of the XDS Affinity Domain have audit and security mechanisms in place. See ITI TF-1: Appendix G and ITI-TF-2x: Appendix K.

5840 The individual actors involved are often members of different secure domains. The data transfers between different secure domains need different protection than transfers within a secure domain and shall be encrypted with TLS authentication of both hosts.

Transfers within a single secure domain may choose to omit encryption if it is unnecessary, so it is recommended that the online transfer security mechanisms be configurable. Certificate management and exchange is defined as part of the XDS Affinity Domain business relationships and no IHE Integration Profile is specified at this time, see ITI TF-1: Appendix L.

5845 Each transaction will result in audit records describing the transaction. Each secure domain has its own audit server to capture the records for the actors that are within that domain. Access to audit records by other enterprises within the XDS Affinity Domain is managed and controlled by

the business relationship terms of the XDS Affinity Domain. There is no automatic IHE transaction for such access.

5850 **3.44.5.1 Security Audit Record**

When grouped with ATNA Secure Node or Secure Application actors, this transaction is to be audited as “Patient Record” event, as defined in ITI TF-2a: Table 3.20.6-1. The following tables show items that are required to be part of the audit record for this transaction.

5855 Logically, a merge operation consists of a delete on one patient record, and an update of another patient record. Separate audit records shall be written for the delete operation and the update operation.

3.44.5.1.1 Patient Identity Source audit message

	Field Name	Opt	Value Constraints
Event AuditMessage/ EventIdentification	EventID	M	EV(110110, DCM, “Patient Record”)
	EventActionCode	M	“C” (create) , “U” (update), or “D” (delete) as appropriate
	EventDateTime	M	<i>not specialized</i>
	EventOutcomeIndicator	M	<i>not specialized</i>
	EventTypeCode	M	EV(“ITI-44”, “IHE Transactions”, “Patient Identity Feed”)
Source (Patient Identity Source Actor) (1)			
Human Requestor (0..n)			
Destination (Patient Identifier Cross-reference Manager or Document Registry) (1)			
Audit Source (Patient Identity Source Actor) (1)			
Patient (1)			

Where:

	Field Name	Opt	Value Constraints
Source AuditMessage/ ActiveParticipant	UserID	M	the content of the <wsa:ReplyTo/> element
	AlternativeUserID	M	the process ID as used within the local operating system in the local system logs.
	UserName	U	<i>not specialized</i>
	UserIsRequestor	U	<i>not specialized</i>
	RoleIDCode	M	EV(110153, DCM, “Source”)
	NetworkAccessPointTypeCode	M	“1” for machine (DNS) name, “2” for IP address
	NetworkAccessPointID	M	the machine name or IP address, as specified in RFC 3881.

	Field Name	Opt	Value Constraints
Human Requestor (if known) AuditMessage/ ActiveParticipant	UserID	M	identity of the human that initiated the transaction.
	AlternativeUserID	U	<i>not specialized</i>
	UserName	U	<i>not specialized</i>
	UserIsRequestor	U	<i>not specialized</i>
	RoleIDCode	U	Access Control role(s) the user holds that allows this transaction.
	NetworkAccessPointTypeCode	NA	
	NetworkAccessPointID	NA	

5860

Destination AuditMessage/ ActiveParticipant	UserID	M	SOAP endpoint URI.
	<i>AlternativeUserID</i>	U	<i>not specialized</i>
	<i>UserName</i>	U	<i>not specialized</i>
	<i>UserIsRequestor</i>	U	<i>not specialized</i>
	RoleIDCode	M	EV(110152, DCM, "Destination")
	NetworkAccessPointTypeCode	M	"1" for machine (DNS) name, "2" for IP address
	NetworkAccessPointID	M	the machine name or IP address, as specified in RFC 3881.

Audit Source AuditMessage/ AuditSourceIdentification	<i>AuditSourceID</i>	U	<i>not specialized.</i>
	<i>AuditEnterpriseSiteID</i>	U	<i>not specialized</i>
	<i>AuditSourceTypeCode</i>	U	<i>not specialized</i>

Patient (AuditMessage/ ParticipantObjectIdentification)	ParticipantObjectTypeCode	M	"1" (person)
	ParticipantObjectTypeCodeRole	M	"1" (patient)
	<i>ParticipantObjectDataLifeCycle</i>	U	<i>not specialized</i>
	ParticipantObjectIDTypeCode	M	EV(2, RFC-3881, "Patient Number")
	<i>ParticipantObjectSensitivity</i>	U	<i>not specialized</i>
	ParticipantObjectID	M	the patient ID in HL7 CX format (see ITI TF-2x: appendix E)
	<i>ParticipantObjectName</i>	U	<i>not specialized</i>
	<i>ParticipantObjectQuery</i>	U	<i>not specialized</i>
	ParticipantObjectDetail	M	Type=II (the literal string), Value=the value of message.id

5865

3.44.5.1.2 Patient Identifier Cross-reference Manager audit message

	Field Name	Opt	Value Constraints
Event AuditMessage/ EventIdentification	EventID	M	EV(110110, DCM, "Patient Record")
	EventActionCode	M	"C" (create) , "U" (update), or "D" (delete) as appropriate
	<i>EventDateTime</i>	M	<i>not specialized</i>
	<i>EventOutcomeIndicator</i>	M	<i>not specialized</i>
	EventTypeCode	M	EV("ITI-44", "IHE Transactions", "Patient Identity Feed")
Source (Patient Identity Source Actor) (1)			
Destination (Patient Identifier Cross-reference Manager or Document Registry) (1)			
Audit Source (Patient Identifier Cross-reference Manager or Document Registry) (1)			
Patient(1)			

Where:

Source AuditMessage/ ActiveParticipant	UserID	M	the content of the <wsa:ReplyTo/> element
	<i>AlternativeUserID</i>	U	<i>not specialized</i>
	<i>UserName</i>	U	<i>not specialized</i>
	<i>UserIsRequestor</i>	U	<i>not specialized</i>
	RoleIDCode	M	EV(110153, DCM, "Source")
	NetworkAccessPointTypeCode	M	"1" for machine (DNS) name, "2" for IP address
	NetworkAccessPointID	M	the machine name or IP address, as specified in RFC 3881.

Destination AuditMessage/ ActiveParticipant	UserID	M	SOAP endpoint URI
	AlternativeUserID	M	the process ID as used within the local operating system in the local system logs.
	<i>UserName</i>	<i>U</i>	<i>not specialized</i>
	UserIsRequestor	M	“false”
	RoleIDCode	M	EV(110152, DCM, “Destination”)
	NetworkAccessPointTypeCode	M	“1” for machine (DNS) name, “2” for IP address
	NetworkAccessPointID	M	the machine name or IP address, as specified in RFC 3881.

Audit Source AuditMessage/ AuditSourceIdentification	<i>AuditSourceID</i>	<i>U</i>	<i>not specialized.</i>
	<i>AuditEnterpriseSiteID</i>	<i>U</i>	<i>not specialized</i>
	<i>AuditSourceTypeCode</i>	<i>U</i>	<i>not specialized</i>

5870

Patient (AuditMessage/ ParticipantObjectIdentif ication)	ParticipantObjectTypeCode	M	“1” (person)
	ParticipantObjectTypeCodeRole	M	“1” (patient)
	<i>ParticipantObjectDataLifeCycle</i>	<i>U</i>	<i>not specialized</i>
	ParticipantObjectTypeCode	M	EV(2, RFC-3881, “Patient Number”)
	<i>ParticipantObjectSensitivity</i>	<i>U</i>	<i>not specialized</i>
	ParticipantObjectID	M	the patient ID in HL7 CX format (see ITI TF-2x: appendix E).
	<i>ParticipantObjectName</i>	<i>U</i>	<i>not specialized</i>
	<i>ParticipantObjectQuery</i>	<i>U</i>	<i>not specialized</i>
ParticipantObjectDetail	M	Type=II (the literal string), Value=the value of message.id	

3.44.5.1.3 Document Registry audit message

Document Registry audit message are the same as Patient Identifier Cross-reference Manager audit message as presented in ITI TF-2b: 3.44.5.1.2

5875

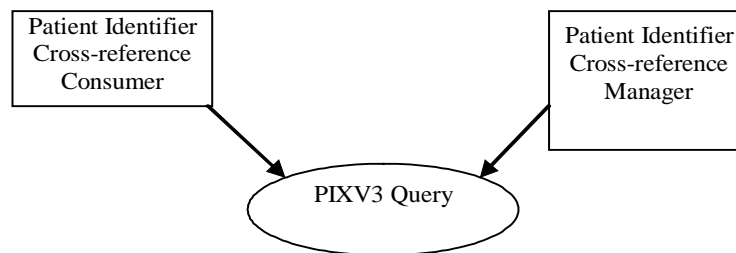
3.45 PIXV3 Query

This section corresponds to Transaction ITI-45 of the IHE IT Infrastructure Technical Framework. Transaction ITI-45 is used by the Patient Identifier Cross-reference Consumer and Patient Identifier Cross-reference Manager actors.

5880 3.45.1 Scope

The scope is identical to ITI TF-2a: 3.9.1, PIX Query Scope.

3.45.2 Use Case Roles



Actor: Patient Identifier Cross-reference Consumer

5885 **Role:** Queries the Patient Identifier Cross-reference Manager for a list of corresponding patient identifiers, if any

Corresponding HL7 v3 Application Roles:

Patient Registry Query Placer (PRPA_AR201303UV02)

Actor: Patient Identifier Cross-reference Manager

5890 **Role:** Manages the cross-referencing of patient identifiers across Patient Identification Domains. Upon request it returns a list of corresponding patient identifiers, if any.

Corresponding HL7 v3 Application Roles:

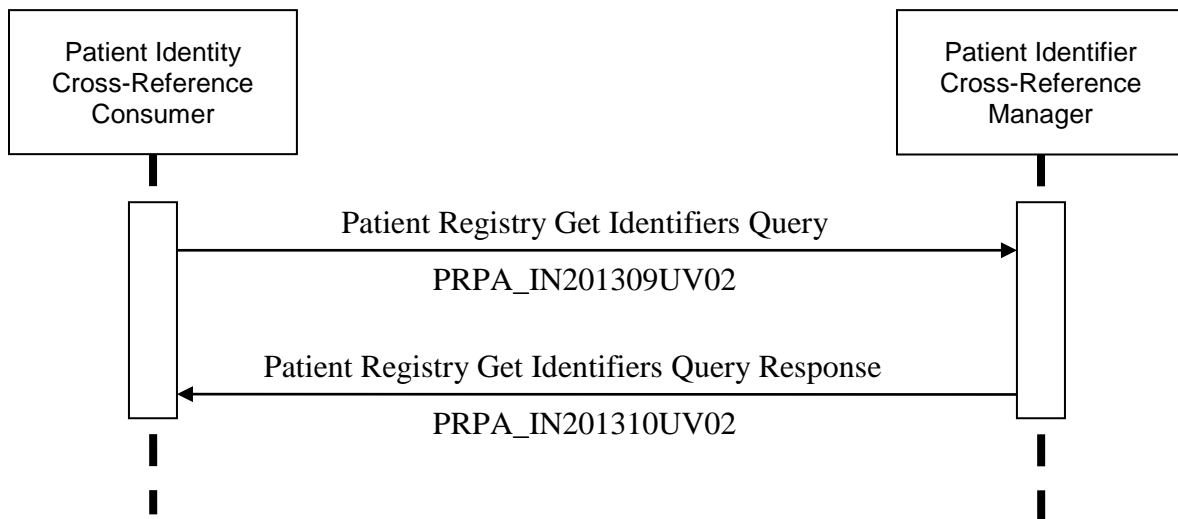
Patient Registry Query Fulfiller (PRPA_AR201304UV02)

3.45.3 Referenced Standards

5895 HL7 Version 3 Edition 2008 Patient Administration DSTU, Patient Topic (found at <http://www.hl7.org/memonly/downloads/v3edition.cfm#V32008>)

Implementers of this transaction shall comply with all requirements described in ITI TF-2x: Appendix V Web Services for IHE Transactions.

3.45.4 Interaction Diagrams



5900

3.9B-1: Get Corresponding Identifiers Sequence

3.45.4.1 Get Corresponding Identifiers

3.45.4.1.1 Trigger Events

5905 A Patient Identifier Cross-reference Consumer's need to get the patient identifier associated with a domain for which it needs patient related information will trigger the request for corresponding patient identifiers message based on the following HL7 trigger event:

Patient Registry Get Identifiers Query (PRPA_TE201309UV02)

This query requests all other identifiers associated with a particular person identifier.

3.45.4.1.2 Message Semantics

5910 The Get Corresponding Identifiers transaction is initiated by the HL7 Patient Registry Query by Identifier (PRPA_MT201307UV02) message. The Patient Identifier Cross-reference Consumer shall generate the query message whenever it needs to obtain corresponding patient identifier(s) from other Patient Identification Domain(s). The components of the message listed below are required, and their detailed descriptions are provided in the following subsections.

5915 The receiver shall respond to the query by sending the Patient Identifiers message (PRPA_MT201304UV02), which uses the Application Level Acknowledgement transmission wrapper. This satisfies the requirements of original mode acknowledgment; no intermediate Accept Acknowledgement message is to be sent. All appropriate identifiers shall be returned in a single response; therefore no continuation queries are allowed in this transaction.

5920 **3.45.4.1.2.1 Major Components of the Patient Registry Query by Identifier**

PatientIdentifier Parameter

This required parameter specifies the identifier associated with the person whose information is being queried. For this parameter item, a single patient identifier is specified in the PatientIdentifier.value attribute. Please see Appendix E for the use of the II data type for patient identifiers.

DataSource Parameter

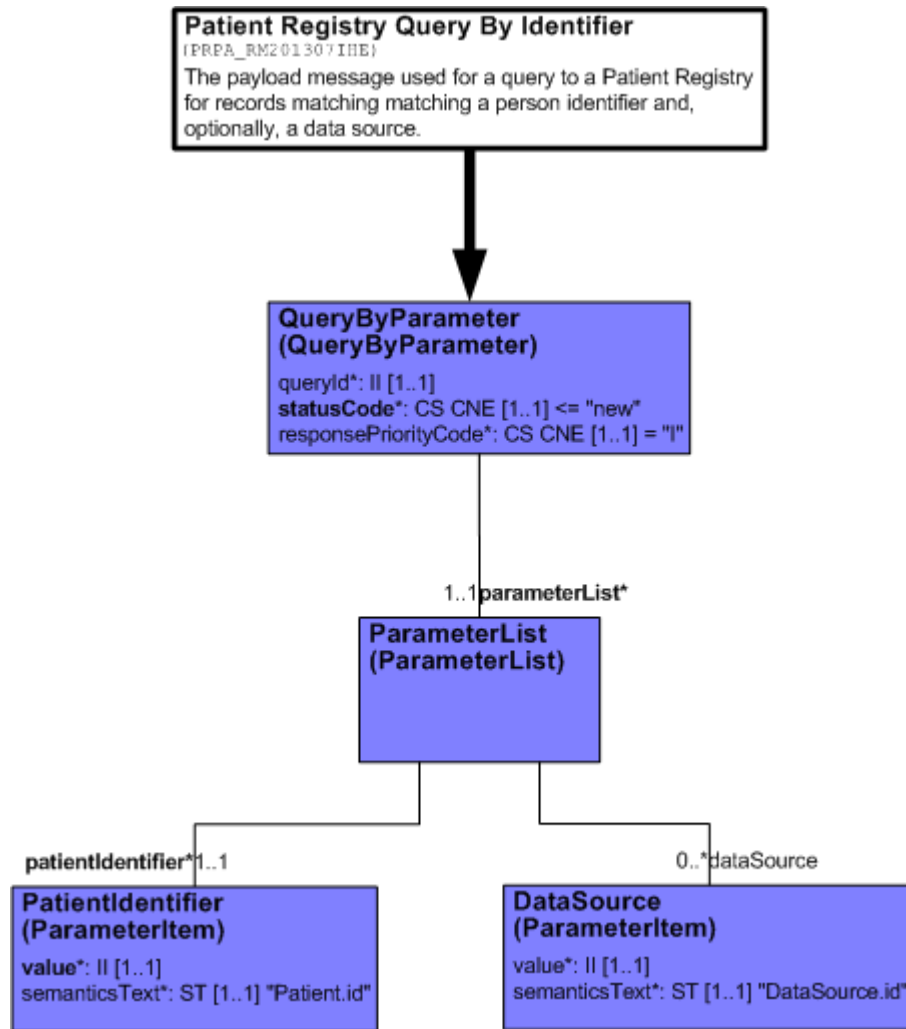
This optional parameter specifies the assigning authority/authorities of the Patient Identity Domain(s) whose identifiers need to be returned. If no such parameter is supplied, the PIX Manager is required to return the identifiers from all known Patient Identity Domains.

5930 **3.45.4.1.2.2 Message Information Model of the Patient Registry Query by Identifier Message**

Below is the Message Information Model for the Query by Identifier message, as restricted for this transaction. The purpose of the model is to describe the data elements relevant for this transaction. It is a strict subset of the *Patient Registry Query by Identifier (PRPA_RM201307UV02) RMIM*.

The base RMIM can be found on the HL7 V3 2008 Edition CD at [Edition2008/domains/uvpa/editable/PRPA_RM201307UV.htm](http://www.hl7.org/standard/2008/09/editions/2008/domains/uvpa/editable/PRPA_RM201307UV.htm). The following restrictions were made on the original RMIMs to arrive at the restricted model:

- Exactly one PatientIdentifier parameter SHALL be present
- Exactly one PatientIdentifier.value attribute SHALL be present
- If one or more DataSource parameters are present, each SHALL contain exactly one DataSource.value parameter
- The optional attributes ParameterList.id, QueryByParameter responseElementGroupId, QueryByParameter.modifyCode, and QueryByParameter.executionAndDeliveryTime were removed from the model
- QueryByParameter.responsePriorityCode is required and is fixed to I (Immediate)
- QueryByParameter.statusCode is defaulted to "new".



5950

Figure 3.45.4.1.2-1: Message Information Model for the Query by Identifier message

The attributes of this model are described in the following table.

Table 3.45.4.1.2-2: Model Attributes

PRPA_HD201307IHE Patient Registry Query by Identifier	This HMD extract defines the message used to query a patient registry for a list of identifiers. Derived from Figure 3.45.4.1.2-1 (PRPA_RM201307IHE)
QueryByParameter	The entry point for the domain content in this query
queryId [1..1] QueryByParameter (II)	Unique identifier for the query
statusCode [1..1] (M) QueryByParameter (CS) {CNE:QueryStatusCode, fixed value="new"}	There are no continuations necessary for this type of query, so the status is always "new"
responsePriorityCode [1..1] QueryByParameter (CS) {CNE:QueryPriority, fixed value="I"}	The PIX manager is required to send an immediate response.

PRPA_HD201307IHE Patient Registry Query by Identifier	This HMD extract defines the message used to query a patient registry for a list of identifiers. Derived from Figure 3.45.4.1.2-1 (PRPA_RM201307IHE)
DataSource	Optional parameter specifying the assigning authority of a Patient Identity Domain
value [1..1] ParameterItem (II)	The identifier for the Patient Identity Domain's assigning authority. IHE restriction: The value.root attribute SHALL be a valid ISO OID The value.extension attribute SHALL NOT be present
semanticsText [1..1] ParameterItem (ST){default= "DataSource.id"}	
PatientIdentifier	
value [1..1] (M) ParameterItem (II)	The patient identifier known to the PIX Consumer
semanticsText [1..1] ParameterItem (ST){default= "Patient.id"}	

5955 The Patient Identifier Cross-reference Consumer shall provide the patient identifier in the PatientIdentifier.value attribute according to the rules specified in ITI TF-2x: Appendix E.

If the requesting system wishes to select the Patient Identity Domains from which patient identifiers are returned, it does so by sending as many DataSource parameters as domains for which it wants to receive patient identifiers. Each instance of the DataSource parameter shall provide the Assigning Authority identifier for a specific domain using the DataSource.value attribute. Note that the DataSource.value.extension attribute shall not be provided, and the DataSource.value.root attribute shall contain a valid ISO OID. The responding system shall return the Patient.id value for each requested domain, if a value is known. Note that the value of Patient.id.root attribute shall match the DataSource.value.root attribute representing the corresponding Assigning Authority.

5960
5965 If no DataSource parameter is specified the Patient Identifier Cross-reference Manager shall return patient identifiers for all domains for which it possesses a corresponding identifier (subject to local publication restrictions).

3.45.4.1.2.3 Control Act and Transmission Wrappers

5970 Please see ITI TF-2x: Appendix O for details on the IHE guidelines for implementing the wrappers. Table 3.44.4.1.2-2 contains the Transmission and Control Act wrappers used for this interaction, and the associated constraints.

Table 3.45.4.1.2-4: Wrappers and Constraints

Transmission Wrapper	Trigger Event Control Act Wrapper
MCCI_MT000100UV01 – Send Message Payload	QUQI_MT021001UV01 – Query Control Act Request: Query By Parameter
The value of interactionId SHALL be set to PRPA_IN201309UV02	The value of ControlActProcess.moodCode SHALL be set to EVN

Transmission Wrapper	Trigger Event Control Act Wrapper
The value of processingModeCode SHALL be set to T The acceptAckCode SHALL be set to AL There SHALL be only one receiver Device	The trigger event code in ControlActProcess.code SHALL be set to PRPA_TE201309UV02 The value of authorOrPerformer.typeCode SHALL be set to AUT

5975

The composite message schemas which describe the full payload of this interaction, including the wrappers, can be found online on the IHE FTP site, see ITI TF-2x: Appendix W (the schemas from the HL7 V3 2008 Normative Edition are at [Edition2008/processable/multicacheschemas/PRPA_IN201309UV02.xsd](http://www.hl7.org/standard/2008/processable/multicacheschemas/PRPA_IN201309UV02.xsd)).

5980 3.45.4.1.2.4 Web Services Types and Messages

The Patient Registry Query by Identifier message and response will be transmitted using Web Services, according to the requirements specified in ITI TF-2x: Appendix V.

The following WSDL naming conventions SHALL apply:

5985 Query by Identifier -> "PRPA_IN201309UV02_Message"
 Query Response -> "PRPA_IN201310UV02_Message"

The following WSDL snippet describes the types for these messages:

```

5990  <types>
      ...
      <xsd:schema elementFormDefault="qualified" targetNamespace="urn:hl7-
org:v3"
      xmlns:hl7="urn:hl7-org:v3">
      <!-- Include the message schema -->
      <xsd:import namespace="urn:hl7-org:v3"
      schemaLocation="../../../schema/HL7V3/NE2008/multicacheschemas/PRPA_IN201309UV02.xsd"/>
5995  <xsd:element name="PRPA_IN201309UV02"/>
      </xsd:schema>
      <xsd:schema elementFormDefault="qualified" targetNamespace="urn:hl7-org:v3"
      xmlns:hl7="urn:hl7-org:v3">
6000  <!-- Include the message schema -->
      <xsd:import namespace="urn:hl7-org:v3"
      schemaLocation="../../../schema/HL7V3/NE2008/multicacheschemas/PRPA_IN201310UV02.xsd"/>
      <xsd:element name="PRPA_IN201310UV02"/>
6005  </xsd:schema>
      </types>
      ...

```

The messages are described by the following snippet:

```

6010  <message name="PRPA_IN201309UV02_Message">
      <part element="hl7:PRPA_IN201309UV02" name="Body"/>
      </message>
      <message name="PRPA_IN201310UV02_Message">
6015  <part element="hl7:PRPA_IN201310UV02" name="Body"/>
      </message>

```

The port types for the WSDL describing the Resolved Duplicates Service are described together with the expected actions of the actors which receive these messages in sections ITI TF-2b: 3.45.4.1.3.

3.45.4.1.3 Expected Actions

6020 The Patient Identifier Cross-reference Manager shall be capable of accepting attributes as specified in Table 3.45.4.1.2-1 above.

The Patient Identifier Cross-reference Manager shall be capable of accepting multiple concurrent PIX Query requests (Get Corresponding Identifiers messages) and responding correctly using the Return Corresponding Identifiers message.

6025 3.45.4.1.3.1 Web Services Port Type and Binding Definitions

IHE-WSP201) The attribute /wsdl:definitions/@name SHALL be “PIXManager”.

The following WSDL naming conventions SHALL apply:

```

wsdl:definitions/@name="PIXManager" :
6030 "get identifiers" query      -> "PRPA_IN201309UV02_Message"
      "get identifiers" response -> "PRPA_IN201310UV02_Message"
      portType                -> "PIXManager_PortType"
      get identifiers operation -> "PIXManager_PRPA_IN201309UV02"
      SOAP 1.2 binding         -> "PIXManager_Binding_Soap12"
6035 SOAP 1.2 port             -> "PIXManager_Port_Soap12"

```

The following WSDL snippets specify the PIXV3 Query Port Type and Binding definitions, according to the requirements specified in ITI TF-2x: Appendix V.

3.45.4.1.3.1.1 Port Type

```

6040 <portType name="PIXManager_PortType">
      <operation name="PIXManager_PRPA_IN201309UV02">
<input message="tns:PRPA_IN201309UV02_Message" wsaw:Action="urn:hl7-
org:v3:PRPA_IN201309UV02"/>
6045 <output message="tns:PRPA_IN201310UV02_Message" wsaw:Action="urn:hl7-
org:v3:PRPA_IN201310UV02"/>
</operation>
      </portType>

```

3.45.4.1.3.1.2 Bindings

SOAP 1.2 binding:

```

6050 ...
      <binding name="PIXManager_Binding_Soap12" type="PIXManager_PortType">
        <wssoap12:binding style="document"
transport="http://schemas.xmlsoap.org/soap/http"/>
6055 <operation name="PIXManager_PRPA_IN201309UV02">
        <wssoap12:operation soapAction="urn:hl7-org:v3:PRPA_IN201309UV02"/>
        <input>
          <wssoap12:body use="literal"/>
        </input>

```



```
6060     <output>
        <wssoap12:body use="literal"/>
        </output>
    </operation>
</binding>
```

...

6065

An informative WSDL for the PIX Manager implementing the PIXV3 Profile is available online on the IHE FTP site, see ITI TF-2x: Appendix W.

3.45.4.1.3.2 Message Examples

Message examples can be found online on the IHE FTP site, see ITI TF-2x: Appendix W.

6070 3.45.4.2 Return Corresponding Identifiers

3.45.4.2.1 Trigger Events

The Patient Identifier Cross-reference Manager's response to the Get Corresponding Identifiers message will trigger the following message:

Patient Registry Get Identifiers Query Response (PRPA_TE201310UV02)

6075 This query response returns all other identifiers associated with a particular person identifier.

3.45.4.2.2 Message Semantics

6080 The Return Corresponding Identifiers message is conducted by the HL7 Patient Identifiers message. The Patient Identifier Cross-reference Manager shall generate this message in direct response to the Patient Registry Query by Identifier message previously received. This message satisfies the Application Level, Original Mode Acknowledgement for the query message.

3.45.4.2.2.1 Major Components of the Get Corresponding Identifiers Query Response

Patient

6085 The *Patient* class is the entry point to the R-MIM for the *Patient Identifiers* (PRPA_RM201304UV02). This is where at least one of the requested patient IDs will be listed.

Person

The *Person* class contains the name of the patient for additional verification purposes.

Provider Organization

6090 The *Patient* class is optionally scoped by the provider organization where this person is a patient. The HL7 definition of the CMET requires that the provider organization needs to be identified by an id attribute, and at least one of address, telecommunications address, or contact person to be present. The id attribute SHALL have only a root, expressed as an ISO OID, and at least one of the id attributes of the Patient class SHALL have a matching root component. (see ITI TF-2x: Appendix E on the use of the II data type for patient identifiers).

6095 **Other Identifiers**

The *OtherIDs* class can optionally be used to capture other identifiers associated with the person such as driver's license number or social security number). It is important to recognize that the HL7 RIM distinguishes between person-level IDs and patient-level IDs. In this transaction, however, the Patient Identity Cross-Reference Manager has the option to send all identifiers in the id attributes of the Patient class. If that is the case, the OtherIDs class shall not be used. For the purposes of interoperability where both HL7 V3 and HL7 v2.x based transactions are used, and the OtherIDs class is present, the following requirement is imposed on the OtherIDs.id attribute and on the scopingOrganization.id attribute:

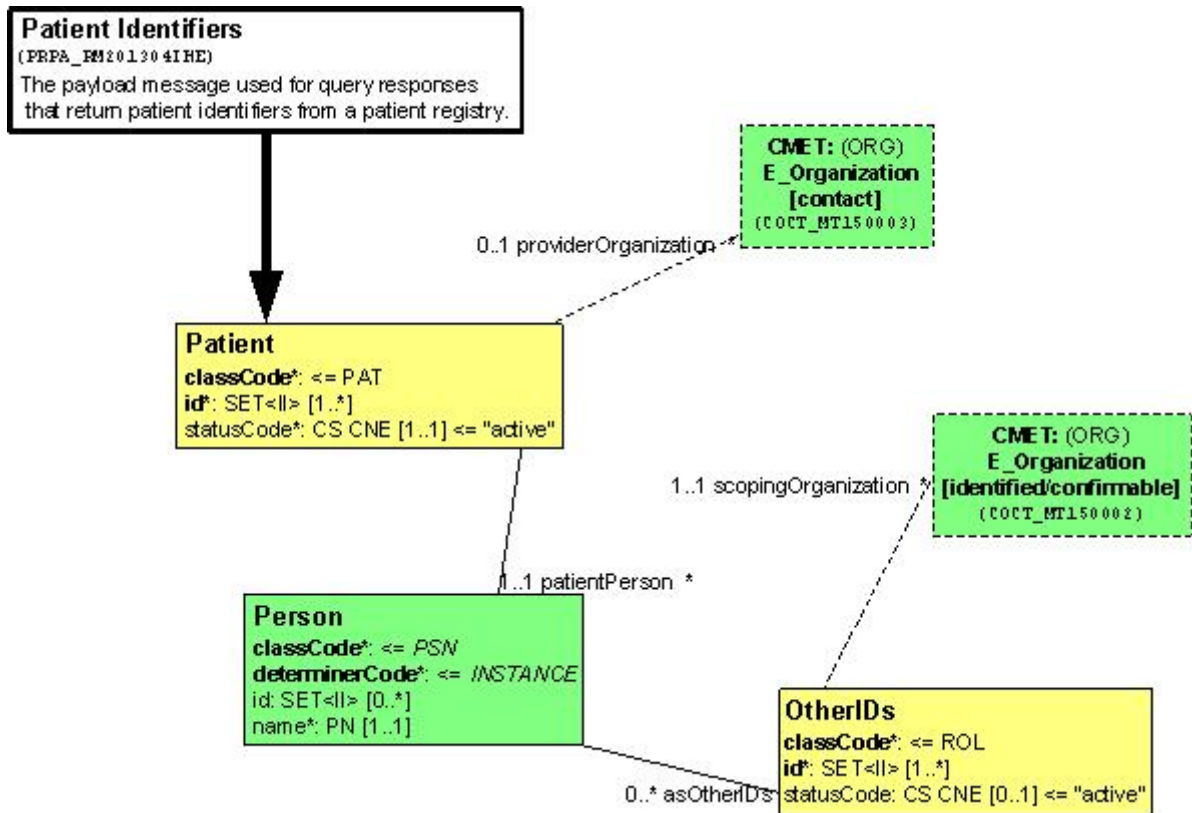
6100 OtherIDs.id.root SHALL be identical to scopingOrganization.id.root
6105 scopingOrganization.id.extension SHALL NOT have any value

3.45.4.2.2.2 Message Information Model of the Patient Identifiers Message

Below is the Message Information Model for the Patient Identifiers message, as restricted for this transaction. The purpose of the model is to describe the data elements relevant for this transaction. It is a strict subset of the *Patient Identifiers (PRPA_RM201304UV02)* RMIM.

6110 The base RMIM can be found on the HL7 V3 2008 Edition CD at [Edition2008/domains/uvpa/editable/PRPA_RM201304UV.htm](http://www.hl7.org/standard/2008/09/uvpa/editable/PRPA_RM201304UV.htm). The following restrictions were made on the original RMIMs to arrive at the restricted model:

- The focal entity choice is restricted to be only a person
- All optional classes are removed, except for the provider organization, and other identifiers
- All optional attributes in the Patient and Person class are removed



6120 **Figure 3.45.4.2.2-1: Message Information Model for the Patient Identifiers Message**

The attributes of this model are described in the following table.

Table 3.45.4.2.2-3: Model Attributes

PRPA_HD201304IHE PatientIdentifiers	This HMD extract defines the message used to respond to the Patient Registry Query By Identifier Derived from Figure 3.45.4.2.2-1 (PRPA_RM201304IHE)
Patient	The primary record for the focal person in a Patient Identity Cross-Reference Manager
classCode [1..1] (M) Patient (CS) {CNE:PAT}	Structural attribute; this is a "patient" role
id [1..*] (M) Patient (SET<II>)	Linked patient identifiers from one or more Patient Identity Domains
statusCode [1..1] Patient (CS) {CNE:active, fixed value= "active"}	A value specifying the state of this record in a patient registry (based on the RIM role class state-machine). This record is active.
Person	A subtype of LivingSubject representing a human being Both Person.name and Patient.id must be non-null
classCode [1..1] (M) Person (CS) {CNE:PSN, fixed value= "PSN"}	Structural attribute; this is a "person" entity
determinerCode [1..1] (M) Person (CS) {CNE:INSTANCE, fixed value=	Structural attribute; this is a specific person

PRPA_HD201304IHE PatientIdentifiers	This HMD extract defines the message used to respond to the Patient Registry Query By Identifier Derived from Figure 3.45.4.2.2-1 (PRPA_RM201304IHE)
"INSTANCE" }	
name [1..*] Person (BAG<PN>)	Name(s) for this person
OtherIDs	Used to capture additional identifiers for the person such as a Drivers' license or Social Security Number.
classCode [1..1] (M) Role (CS) {CNE:ROL}	Structural attribute. This can be any specialization of "role"
id [1..*] (M) Role (SET<II>)	One or more identifiers issued to the focal person by the associated scopingOrganization (e.g., a Driver's License number issued by a DMV)

3.45.4.2.2.3 Control Act and Transmission Wrappers

6125 Please see ITI TF-2x: Appendix O for details on the IHE guidelines for implementing the wrappers. Table 3.44.4.1.2-2 contains the Transmission and Control Act wrappers used for this interaction, and the associated constraints.

Table 3.45.4.4.2-5: Wrappers and Constraints

Transmission Wrapper	Trigger Event Control Act Wrapper
MCCI_MT000300UV01 – Send Application Acknowledgement	MFML_MT700711UV01 – Master File/Registry Query Response Control Act (Role Subject)
The value of interactionId SHALL be set to PRPA_IN201310UV02 The value of processingModeCode SHALL be set to T The acceptAckCode SHALL be set to NE There SHALL be only one receiver Device	The value of ControlActProcess.moodCode SHALL be set to EVN The trigger event code in ControlActProcess.code SHALL be set to PRPA_TE201310UV02 There SHALL be zero or one RegistrationEvents present in this message. If a RegistrationEvent is part of the message, there SHALL be exactly one Patient role present in the payload. There SHALL be no replacementOf act-relationship present in this message There SHALL be a QueryByParameter copy of the original query.

6130

The composite message schemas which describe the full payload of this interaction, including the wrappers, can be found online on the IHE FTP site, see ITI TF-2x: Appendix W (the schema from the HL7 V3 2008 Normative Edition are at [Edition2008/processable/multicacheschemas/PRPA_IN201310UV02.xsd](http://www.ihe.net/ftp/HL7V3/2008NormativeEdition/processable/multicacheschemas/PRPA_IN201310UV02.xsd)).

6135 3.45.4.2.2.4 Web Services Types and Messages

Since this is a response to a query, please see ITI TF-2b: 3.45.4.1.2.4 for the web services components of this message.

3.45.4.2.3 Expected Actions - Patient Identifier Cross-reference Manager

6140 The Patient Identifier Cross-reference Manager shall return the attributes within the message that are required by the HL7 standard, as shown in Figure 3.45.4.2.2-1.

6145 A RegistrationEvent, and the associated Patient class are returned only when the Patient Identifier Cross-reference Manager recognizes the specified Patient ID in the query parameter, and an identifier exists for the specified patient in at least one other domain. The Patient Identifier Cross-reference Manager shall use at one or more Patient.id attributes (and, optionally, zero or more OtherIDs.id attributes) to convey the patient IDs which uniquely identify the patient within each Patient Identification Domain. The identifiers are captured using an Instance Identifier (II) data type. See ITI TF-2x: Appendix E for a detailed description of the use of the II data type for patient identifiers.

6150 It is wholly the responsibility of the Patient Identifier Cross-reference Manager to perform the matching of patient identifiers based on the patient identifier it receives. The information provided by the Patient Identifier Cross-reference Manager to the Patient Identifier Cross-reference Consumer is a list of cross-referenced identifiers in one or more of the domains managed by the Patient Identifier Cross-reference Manager, in addition to the original identifier used in the query. The identifier used in the query is returned only in the copy of the
6155 QueryByParameter parameter list. The list of cross-references is not made available until the set of policies and processes for managing the cross-reference function have been completed. The policies of administering identities adopted by the cooperating domains are completely internal to the Patient Identifier Cross-reference Manager and are outside of the scope of this framework. Possible matches should not be communicated until the healthcare institution policies and
6160 processes embodied in the Patient Identifier Cross-reference Manager reach a positive matching decision.

The Patient Identifier Cross-reference Manager shall respond to the query request as described by the following 6 cases:

6165 **Case 1:** The Patient Identifier Cross-reference Manager recognizes the specified Patient ID sent by the Patient Identifier Cross-reference Consumer in PatientIdentifier.value, and corresponding identifiers exist for the specified patient in at least one of the domains requested in DataSource.value (one identifier per domain). (See Case 6 below for the required behavior if there are multiple identifiers recognized within a given Identifier Domain by the Patient Identifier Cross-reference Manager.)

6170 **AA** (application accept) is returned in Acknowledgement.typeCode (transmission wrapper).

OK (data found, no errors) is returned in QueryAck.queryResponseCode (control act wrapper).

6175 A single RegistrationEvent class is returned, where at least one of the identifiers, which the Patient Identifier Cross-reference Manager did recognize as belonging to a requested domain, is returned in Patient.id. Subsequent such identifiers, if any, are returned in either Patient.id or OtherIDs.id, not including the queried-for patient identifier that is returned in the QueryByParameter parameter list (control act wrapper).

Case 2: The Patient Identifier Cross-reference Manager recognizes the specified Patient ID sent by the Patient Identifier Cross-reference Consumer in PatientIdentifier.value, there are no

6180 specific domains requested in the query (no DataSource parameters are present), and corresponding identifiers exist for the specified patient in at least one other domain known to the Patient Identifier Cross-reference Manager (one identifier per domain).

AA (application accept) is returned in Acknowledgement.typeCode (transmission wrapper).

OK (data found, no errors) is returned in QueryAck.queryResponseCode (control act wrapper).

6185 A single RegistrationEvent class is returned, where at least one of the identifiers, which the Patient Identifier Cross-reference Manager did recognize as belonging to a domain different from the domain of the queried-for patient identifier, is returned in Patient.id. Subsequent such identifiers, if any, are returned in either Patient.id or OtherIDs.id, not including the queried-for patient identifier, which is returned in the QueryByParameter parameter list (control act wrapper).

6190 **Case 3:** The Patient Identifier Cross-reference Manager recognizes the specified Patient ID sent in PatientIdentifier.value, but no identifier exists for that patient in any of the domains sent in DataSource.value.

AA (application accept) is returned in Acknowledgement.typeCode (transmission wrapper).

6195 **NF** (no data found, no errors) is returned in QueryAck.queryResponseCode (control act wrapper).

No RegistrationEvent is returned.

The queried-for patient identifier is returned in the QueryByParameter parameter list (control act wrapper).

6200 **Case 4:** The Patient Identifier Cross-reference Manager does not recognize the Patient ID sent in the PatientIdentifier.value.

AE (application error) is returned in Acknowledgement.typeCode (transmission wrapper) and in QueryAck.queryResponseCode (control act wrapper).

No RegistrationEvent is returned.

6205 The queried-for patient identifier is returned in the QueryByParameter parameter list (control act wrapper).

An AcknowledgmentDetail class is returned in which the attributes typeCode, code, and location are valued as follows.

Attribute	VALUE
typeCode	E
code	204 (Unknown Key Identifier)
location	XPath expression for the value element of the PatientIdentifier parameter

6210 **Case 5:** The Patient Identifier Cross-reference Manager does not recognize one or more of the Patient Identification Domains for which an identifier has been requested.

AE (application error) is returned in Acknowledgement.typeCode (transmission wrapper) and in QueryAck.queryResponseCode (control act wrapper).

No RegistrationEvent is returned.

6215 The queried-for patient identification domains are returned in the QueryByParameter parameter list (control act wrapper).

For each domain that was not recognized, an AcknowledgmentDetail class is returned in which the attributes typeCode, code, and location are valued as follows:

Attribute	VALUE
typeCode	E
Code	204 (Unknown Key Identifier)
Location	XPath expression for the value element of the DataSource parameter (which includes the repetition number of the parameter)

6220 **Case 6:** The Patient Identifier Cross-reference Manager recognizes the specified Patient ID sent by the Patient Identifier Cross-reference Consumer in PatientIdentifier.value, and corresponding identifiers exist for the specified patient in at least one of the domains requested in DataSource.value, and there are multiple identifiers within at least one of the requested domains.

AA (application accept) is returned in Acknowledgement.typeCode (transmission wrapper).

OK (data found, no errors) is returned in QueryAck.queryResponseCode (control act wrapper)

6225 A single RegistrationEvent class is returned, where at least one of the identifiers, which the Patient Identifier Cross-reference Manager did recognize as belonging to a requested domain, is returned in Patient.id. Subsequent such identifiers, if any, are returned in either Patient.id or OtherIDs.id, not including the queried-for patient identifier that is returned in the QueryByParameter parameter list (control act wrapper).

6230 If the Patient Identifier Cross-reference Manager chooses to return multiple identifiers associated with the same domain, it shall return these identifiers either grouped in a single instance of the OtherIDs class, or all represented via repetitions of the Patient.id attribute.

3.45.4.2.3.1 Web Services Port Type and Binding Definitions

The WSDL snippets for this message are shown in ITI TF-2b: 3.45.4.1.3.1

6235 3.45.4.2.3.2 Message Examples

Message examples can be found online on the IHE FTP site, see ITI TF-2x: Appendix W.

3.45.4.2.4 Expected Actions - Patient Identifier Cross-reference Consumer

6240 The Patient Identifier Cross-reference Consumer will use the list of patient identifier aliases provided by the Patient Identifier Cross-reference Manger to perform the functions, for which it requested the list. The identifiers found in both Patient.id and OtherIDs.id attributes shall be considered together to form a complete list of patient identifiers from the different Patient Identity domains (either requested or available).

6245 In the case where the returned list of identifiers contains multiple identifiers for a single domain, the Patient Identifier Cross-reference Consumer shall either use ALL of the multiple identifiers from the given domain or it shall ignore ALL of the multiple identifiers from the given domain.

6250 This allows Patient Identifier Cross-reference Consumers capable of handling multiple identities for a single patient within a single domain (i.e., those that can correctly aggregate the information associated with the different identifiers) to do so. For those Patient Identifier Cross-reference Consumers not capable of handling this situation, ignoring the entire list of different identifiers prevents the consumer from presenting incomplete data.

3.45.5 Security Requirements

No transaction specific security considerations.

3.45.5.1 Audit Record Considerations

6255 When grouped with ATNA Secure Node or Secure Application actors, this transaction is to be audited as “Query Information” event, as defined in ITI TF-2a: Table 3.20.6-1. The following tables show items that are required to be part of the audit record for this transaction.

3.45.5.1.1 Patient Identifier Cross-reference Consumer audit message:

	Field Name	Opt	Value Constraints
Event AuditMessage/ EventIdentification	EventID	M	EV(110112, DCM, “Query”)
	EventActionCode	M	“E” (Execute)
	EventDateTime	M	<i>not specialized</i>
	EventOutcomeIndicator	M	<i>not specialized</i>
	EventTypeCode	M	EV(“ITI-45”, “IHE Transactions”, “PIX Query”)
Source (Patient Identifier Cross-reference Consumer) (1)			
Human Requestor (0..n)			
Destination (Patient Identifier Cross-reference Manager) (1)			
Audit Source (Patient Identity Cross-reference Consumer) (1)			
Patient (0..n)			
Query Parameters(1)			

Where:

	Field Name	Opt	Value Constraints
Source AuditMessage/ ActiveParticipant	UserID	M	the content of the <wsa:ReplyTo/> element
	AlternativeUserID	M	the process ID as used within the local operating system in the local system logs.
	UserName	U	<i>not specialized</i>
	UserIsRequestor	U	<i>not specialized</i>
	RoleIDCode	M	EV(110153, DCM, “Source”)
	NetworkAccessPointTypeCode	M	“1” for machine (DNS) name, “2” for IP address
	NetworkAccessPointID	M	the machine name or IP address, as specified in RFC 3881.

6260

Human Requestor (if known) <small>AuditMessage/ ActiveParticipant</small>	UserID	M	identity of the human that initiated the transaction.
	<i>AlternativeUserID</i>	<i>U</i>	<i>not specialized</i>
	<i>UserName</i>	<i>U</i>	<i>not specialized</i>
	<i>UserIsRequestor</i>	<i>U</i>	<i>not specialized</i>
	RoleIDCode	U	Access Control role(s) the user holds that allows this transaction.
	<i>NetworkAccessPointTypeCode</i>	<i>NA</i>	
	<i>NetworkAccessPointID</i>	<i>NA</i>	

Destination <small>AuditMessage/ ActiveParticipant</small>	UserID	M	SOAP endpoint URI
	<i>AlternativeUserID</i>	<i>U</i>	<i>not specialized</i>
	<i>UserName</i>	<i>U</i>	<i>not specialized</i>
	UserIsRequestor	M	“false”
	RoleIDCode	M	EV(110152, DCM, “Destination”)
	NetworkAccessPointTypeCode	M	“1” for machine (DNS) name, “2” for IP address
	NetworkAccessPointID	M	the machine name or IP address, as specified in RFC 3881.

Audit Source <small>AuditMessage/ AuditSourceIdentification</small>	<i>AuditSourceID</i>	<i>U</i>	<i>not specialized.</i>
	<i>AuditEnterpriseSiteID</i>	<i>U</i>	<i>not specialized</i>
	<i>AuditSourceTypeCode</i>	<i>U</i>	<i>not specialized</i>

6265

Patient <small>(AuditMessage/ ParticipantObjectIdentification)</small>	ParticipantObjectTypeCode	M	“1” (Person)
	ParticipantObjectTypeCodeRole	M	“1” (Patient)
	<i>ParticipantObjectDataLifeCycle</i>	<i>U</i>	<i>not specialized</i>
	ParticipantObjectIDTypeCode	M	EV(2, RFC-3881, “Patient Number”)
	<i>ParticipantObjectSensitivity</i>	<i>U</i>	<i>not specialized</i>
	ParticipantObjectID	M	The patient ID in HL7 CX format (see ITI TF-2x: appendix E).
	<i>ParticipantObjectName</i>	<i>U</i>	<i>not specialized</i>
	<i>ParticipantObjectQuery</i>	<i>U</i>	<i>not specialized</i>
<i>ParticipantObjectDetail</i>	<i>U</i>	<i>not specialized</i>	

Query Parameters <small>(AuditMessage/ ParticipantObjectIdentification)</small>	ParticipantObjectTypeCode	M	“2” (system object)
	ParticipantObjectTypeCodeRole	M	“24” (query)
	<i>ParticipantObjectDataLifeCycle</i>	<i>U</i>	<i>not specialized</i>
	ParticipantObjectIDTypeCode	M	EV(“ITI-45”, “IHE Transactions”, “PIX Query”)
	<i>ParticipantObjectSensitivity</i>	<i>U</i>	<i>not specialized</i>
	<i>ParticipantObjectID</i>	<i>U</i>	<i>not specialized</i>
	<i>ParticipantObjectName</i>	<i>U</i>	<i>not specialized</i>
	ParticipantObjectQuery	M	the QueryByParameter segment of the query, base64 encoded
<i>ParticipantObjectDetail</i>	<i>U</i>	<i>not specialized</i>	

3.45.5.1.2 Patient Identifier Cross-reference Manager audit message:

	Field Name	Opt	Value Constraints
Event	EventID	M	EV(110112, DCM, “Query”)

	EventActionCode	M	“E” (Execute)
	EventDateTime	M	not specialized
	EventOutcomeIndicator	M	not specialized
	EventTypeCode	M	EV(“ITI-45”, “IHE Transactions”, “PIX Query”)
Source (Patient Identifier Cross-reference Manager) (1)			
Destination (Patient Identifier Cross-reference Consumer) (1)			
Audit Source (Patient Identifier Cross-reference Manager) (1)			
Patient (0..n)			
Query Parameters(1)			

Where:

Source AuditMessage/ ActiveParticipant	UserID	M	the content of the <wsa:ReplyTo/> element
	AlternativeUserID	U	not specialized
	UserName	U	not specialized
	UserIsRequestor	U	not specialized
	RoleIDCode	M	EV(110153, DCM, “Source”)
	NetworkAccessPointTypeCode	M	“1” for machine (DNS) name, “2” for IP address
	NetworkAccessPointID	M	the machine name or IP address, as specified in RFC 3881.

Destination AuditMessage/ ActiveParticipant	UserID	M	SOAP endpoint URI
	AlternativeUserID	M	the process ID as used within the local operating system in the local system logs.
	UserName	U	not specialized
	UserIsRequestor	M	“false”
	RoleIDCode	M	EV(110152, DCM, “Destination”)
	NetworkAccessPointTypeCode	M	“1” for machine (DNS) name, “2” for IP address
	NetworkAccessPointID	M	the machine name or IP address, as specified in RFC 3881.

6270

Audit Source AuditMessage/ AuditSourceIdentification	AuditSourceID	U	not specialized.
	AuditEnterpriseSiteID	U	not specialized
	AuditSourceTypeCode	U	not specialized

Patient (AuditMessage/ ParticipantObjectIdentification)	ParticipantObjectTypeCode	M	“1” (Person)
	ParticipantObjectTypeCodeRole	M	“1” (Patient)
	ParticipantObjectDataLifeCycle	U	not specialized
	ParticipantObjectIDTypeCode	M	EV(2, RFC-3881, “Patient Number”)
	ParticipantObjectSensitivity	U	not specialized
	ParticipantObjectID	M	The patient ID in HL7 CX format (see ITI TF-2x: appendix E).
	ParticipantObjectName	U	not specialized
	ParticipantObjectQuery	U	not specialized
ParticipantObjectDetail	U	not specialized	

Query Parameters <small>(AuditMessage/ ParticipantObjectIdentif ication)</small>	ParticipantObjectTypeCode	M	"2" (system object)
	ParticipantObjectTypeCodeRole	M	"24" (query)
	<i>ParticipantObjectDataLifeCycle</i>	<i>U</i>	<i>not specialized</i>
	ParticipantObjectIDTypeCode	M	EV("ITI-45", "IHE Transactions", "PIX Query")
	<i>ParticipantObjectSensitivity</i>	<i>U</i>	<i>not specialized</i>
	<i>ParticipantObjectID</i>	<i>U</i>	<i>not specialized</i>
	<i>ParticipantObjectName</i>	<i>U</i>	<i>not specialized</i>
	ParticipantObjectQuery	M	the QueryByParameter segment of the query, base64 encoded
	<i>ParticipantObjectDetail</i>	<i>U</i>	<i>not specialized</i>

6275

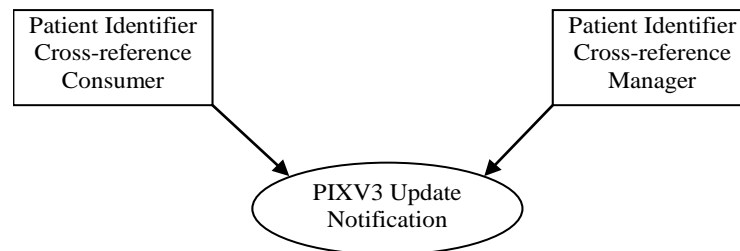
3.46 PIXV3 Update Notification

6280 This section corresponds to Transaction ITI-46 of the IHE IT Infrastructure Technical Framework. Transaction ITI-46 is used by the Patient Identifier Cross-reference Consumer and Patient Identifier Cross-reference Manager Actors.

3.46.1 Scope

The scope is identical to the scope of transaction ITI-10, described in ITI TF-2a: 3.10.1.

3.46.2 Use Case Roles



6285 **Actor:** Patient Identifier Cross-reference Manager

Role: It serves a well-defined set of Patient Identification Domains. The Patient Identifier Cross-reference Manager manages the cross-referencing of patient identifiers across Patient Identification Domains by providing a list of patient ID “aliases” via notification to a configured list of interested Patient Identifier Cross-reference Consumers.

6290 **Corresponding HL7 v3 Application Roles:**

Patient Registry Informer (PRPA_AR201301UV02)

Actor: Patient Identifier Cross-reference Consumer

6295 **Role:** Receives notifications from the Patient Identifier Cross-reference Manager of changes to patient ID aliases. Typically the Patient Identifier Cross-reference Consumer uses this information to maintain information links about patients in a different patient ID domain.

Corresponding HL7 v3 Application Roles:

Patient Registry Tracker (PRPA_AR201302UV02)

3.46.3 Referenced Standards

6300 HL7 Version 3 Edition 2008 Patient Administration DSTU, Patient Topic (found at <http://www.hl7.org/memonly/downloads/v3edition.cfm#V32008>)

Implementers of this transaction shall comply with all requirements described in ITI TF-2x: Appendix V Web Services for IHE Transactions.

3.46.4 Interaction Diagrams



6305

3.46-1: Update Patient Information Sequence

3.46.4.1 Update Patient Information

3.46.4.1.1 Trigger Events

6310 The Patient Identifier Cross-reference Manager shall notify a Patient Identifier Cross-reference Consumer when there is a change in a set of cross-referenced patient identifiers for any of the patient identifiers belonging to Patient Identifier Domains of interest to the consumer. The configuration of the domains of interest to a Patient Cross-reference Consumer is maintained by the Patient Cross-reference Manager.

6315 Several notifications may have to be issued to communicate a single update to a set of cross-reference patient identifiers as required to reflect all the changes on the resulting sets of cross-reference patient Identifiers belonging to Patient Identifier Domains of interest to the Patient Identifier Cross-referencing Consumer.

The following HL7 trigger event will be used to update to the list of patient identifiers:

Patient Registry Record Revised (PRPA_TE201302UV02)

This trigger event signals that patient information was revised in a patient registry.

6320

3.46.4.1.2 Message Semantics

The PIX Update Notification transaction is conducted by the Patient Revise (PRPA_MT201302UV02) message. The Patient Identifier Cross-reference Manager initiates this transaction whenever identifier list information is updated for a patient.

6325 Each message shall be acknowledged by the HL7 V3 Accept Acknowledgement (MCCI_MT000200UV01), which is described in ITI TF-2x: Appendix O.

It is wholly the responsibility of the Patient Identifier Cross-reference Manager to perform the matching of patient identifiers based on the patient traits it receives. The information provided by

6330 the Patient Identifier Cross-reference Manager to Patient Identifier Cross-reference Consumer Actors shall only contain a list of cross-referenced identifiers for the domains of interest as configured with the Patient Identifier Cross-reference Manager in two or more of the domains managed by the Patient Identifier Cross-reference Manager. Multiple notifications may need to be sent. For example:

Consumer CON_A is configured to receive update notifications for domains DOM_A and DOM_AD. Notifications are sent as follows:

6335 A PIXV3 Patient Registry Record Add message is sent for a patient for DOM_A. The update notification shall contain the patient identifier for DOM_A.

6340 A PIXV3 Patient Registry Record Add message is processed for DOM_AD. The Patient Identifier Cross-reference Manager cross references this patient with DOM_A. The update notification shall contain the patient identifiers for both DOM_A and DOM_AD.

6345 A PIXV3 Patient Registry Record Revise message is processed for DOM_AD changing the patient address. The Patient Identifier Cross-reference Manager cross references determines this patient is no longer the same patient as DOM_A. Two update notifications shall be sent. One containing the patient identifier for DOM_A. The other one containing the patient identifier for DOM_AD.

6350 The list of cross-references is not made available until the set of policies and processes for managing the cross-reference function have been completed. The policies of administering identities adopted by the cooperating domains are completely internal to the Patient Identifier Cross-reference Manager and are outside of the scope of this transaction. Possible matches should not be communicated until the healthcare institution policies and processes embodied in the Patient Identifier Cross-reference Manager reach a positive matching decision.

6355 The Patient Identifier Cross-reference Manager shall have configuration indicating which Identity Consumers are interested in receiving the PIXV3 Update Notification Transactions. This configuration information shall include identification of the identity consumer systems interested in receiving notifications and, for each of those systems, a list of the patient identifier domains of interest. The Patient Identifier Cross-reference Manager should account for consumers interested in all domains.

Each message shall be acknowledged by the Accept Acknowledgment message sent by the receiver of the Patient Registry Record Revise message to its sender.

6360 **3.46.4.1.2.1 Major Components of the Patient Registry Record Revised**

Patient

The *Patient* class is the entry point to the R-MIM for the *Patient Revise* (PRPA_RM201302UV02). This is where the updated list of patient identifiers will be present.

Person

6365 The *Person* class contains the name of the patient for additional verification purposes.

Provider Organization

6370 The Patient class is optionally scoped by the provider organization where this person is a patient. The HL7 definition of the CMET requires that the provider organization needs to be identified by an id attribute, and at least one of address, telecommunications address, or contact person to be present. The id attribute SHALL have only a root, expressed as an ISO OID, and at least one of the id attributes of the Patient class SHALL have a matching root component (see ITI TF-2x: Appendix E on the use of the II data type for patient identifiers).

Other Identifiers

6375 The *OtherIDs* class can be optionally used to capture other identifiers associated with the person such as driver's license number or social security number). It is important to recognize that the HL7 RIM distinguishes between person-level IDs and patient-level IDs. In this transaction, however, the Patient Identity Cross-Reference Manager has the option to send all identifiers in the id attributes of the Patient class. If that is the case, the OtherIDs class shall not be used. For the purposes of interoperability where both HL7 V3 and HL7 v2.x based transactions are used, 6380 and the OtherIDs class is present, the following requirement is imposed on the OtherIDs.id attribute and on the scopingOrganization.id attribute:

OtherIDs.id.root SHALL be identical to scopingOrganization.id.root
scopingOrganization.id.extension SHALL NOT have any value

6385 3.46.4.1.2.2 Message Information Model of the Patient Registry Record Revise Message

Below is the Message Information Model for the Patient Identifiers message, as restricted for this transaction. The purpose of the model is to describe the data elements relevant for this transaction. It is a strict subset of the *Patient Revise (PRPA_RM201302UV02)* RMIM.

6390 The base RMIM can be found on the HL7 V3 2008 Edition CD at [Edition2008/domains/uvpa/editable/PRPA_RM201302UV.htm](http://www.hl7.org/standard/2008/08/editions/uvpa/editable/PRPA_RM201302UV.htm). The following restrictions were made on the original RMIMs to arrive at the restricted model (note that the resulting model is identical to the one described in ITI TF-2b: 3.45.4.2.2.2):

The focal entity choice is restricted to be only a person

6395 All optional classes are removed, except for the provider organization, and other identifiers

All optional attributes in the Patient and Person class are removed

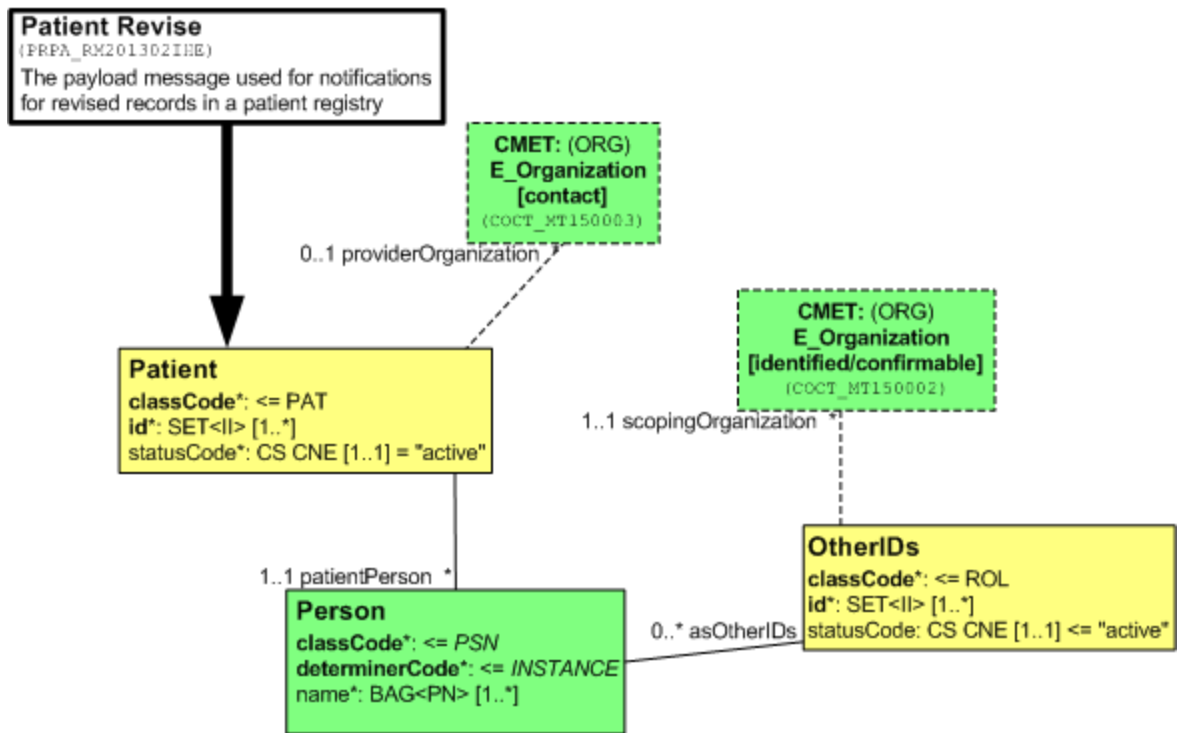


Figure 3.46.4.1.2-1: Message Information Model for the Patient Identifiers Message

6400

The attributes of this model are described in the following table.

Table 3.46.4.1.2-4: Model Attributes

PRPA_HD201302IHE PatientRevise	This HMD extract defines the message used to send a Patient Update Notification Derived from Figure 3.46.4.1.2-1 (PRPA_RM201302IHE)
Patient	The primary record for the focal person in a Patient Identity Cross-Reference Manager
classCode [1..1] (M) Patient (CS) {CNE:PAT}	Structural attribute; this is a "patient" role
id [1..*] (M) Patient (SET<II>)	Linked identifiers from one or more Identity Domains
statusCode [1..1] Patient (CS) {CNE:active, fixed value= "active"}	A value specifying the state of this record in a patient registry (based on the RIM role class state-machine). This record is active.
Person	A subtype of LivingSubject representing a human being Both Person.name and Patient.id must be non-null
classCode [1..1] (M) Person (CS) {CNE:PSN, fixed value= "PSN"}	Structural attribute; this is a "person" entity
determinerCode [1..1] (M) Person (CS) {CNE:INSTANCE, fixed value= "INSTANCE"}	Structural attribute; this is a specific person

PRPA_HD201302IHE PatientRevise	This HMD extract defines the message used to send a Patient Update Notification Derived from Figure 3.46.4.1.2-1 (PRPA_RM201302IHE)
name [1..*] Person (BAG<PN>)	Name(s) for this person
OtherIDs	Used to capture additional identifiers for the person such as a Drivers' license or Social Security Number.
classCode [1..1] (M) Role (CS) {CNE:ROL}	Structural attribute. This can be any specialization of "role"
id [1..*] (M) Role (SET<II>)	One or more identifiers issued to the focal person by the associated scopingOrganization (e.g., a Driver's License number issued by a DMV)

3.46.4.1.2.3 Control Act and Transmission Wrappers

6405 Please see ITI TF-2x: Appendix O for details on the IHE guidelines for implementing the wrappers. Table 3.46.4.1.2-2 contains the Transmission and Control Act wrappers used for the two interactions, and the associated constraints.

Table 3.46.4.1.2-6: Wrappers and Constraints

Transmission Wrapper	Trigger Event Control Act Wrapper
MCCI_MT000100UV01 – Send Message Payload	MFMI_MT700701UV01 – Master File / Registry Notification Control Act, Role Subject
The value of interactionId SHALL be set to PRPA_IN201302UV02 The value of processingModeCode SHALL be set to T The acceptAckCode SHALL be set to AL There SHALL be only one receiver Device	The trigger event code in ControlActProcess.code SHALL be set to PRPA_TE201302UV02 RegistrationEvent.statusCode SHALL be set to "active" There SHALL be no InReplacementOf act relationship for these interactions.

6410

The composite message schemas which describe the full payload of these interactions, including the wrappers, can be found online on the IHE FTP site, see ITI TF-2x: Appendix W (the schema from the HL7 V3 2008 Normative Edition can be found at [Edition2008/processable/multicacheschemas/PRPA_IN201302UV02.xsd](http://www.ihe.org/HL7/2008/Processable/MulticacheSchemas/PRPA_IN201302UV02.xsd))

6415 3.46.4.1.2.4 Web Services Types and Messages

The Patient Registry Record Revised message will be transmitted using Web Services, according to the requirements specified in ITI TF-2x: Appendix V.

The following WSDL naming conventions SHALL apply:

6420 "revise" message -> "PRPA_IN201302UV02_Message"
acknowledgement -> "MCCI_IN000002UV01_Message"

The following WSDL snippet describes the types for these messages:

```
...
<types>
```

```
6425 <xsd:schema elementFormDefault="qualified" targetNamespace="urn:hl7-org:v3"
xmlns:hl7="urn:hl7-org:v3">
<!-- Include the message schema -->
<xsd:import namespace="urn:hl7-org:v3"
schemaLocation="../../../schema/HL7V3/NE2008/multicacheschemas/PRPA_IN201302UV02.xsd"/>
6430 <xsd:element name="PRPA_IN201302UV02"/>
</xsd:schema>
<xsd:schema elementFormDefault="qualified" targetNamespace="urn:hl7-org:v3"
xmlns:hl7="urn:hl7-org:v3">
<!-- Include the message schema -->
6435 <xsd:import namespace="urn:hl7-org:v3"
schemaLocation="../../../schema/HL7V3/NE2008/multicacheschemas/MCCI_IN000002UV01.xsd"/>
<xsd:element name="MCCI_IN000002UV01"/>
</xsd:schema>
6440 </types>
...
```

The messages are described by the following snippet:

```
...
6445 <message name="PRPA_IN201302UV02_Message">
<part element="hl7:PRPA_IN201302UV02" name="Body"/>
</message>
<message name="MCCI_IN000002UV01_Message">
<part element="hl7:MCCI_IN000002UV01" name="Body"/>
6450 </message>
...
```

The port types for the WSDL describing the Patient Identity Feed Service are described together with the expected actions of the actors which receive these messages in Section ITI TF-2b: 3.46.4.1.3.

3.46.4.1.3 Expected Actions - Patient Identifier Cross-reference Consumer

6455 Whenever the Patient Identifier Cross-reference Consumer receives updated identifier information in a Patient Revise message that results in a change to the cross-referencing of a patient, the actor shall update its internal identifier information for the affected patient(s) in all domains in which it is interested. The identifiers found in both Patient.id and OtherIDs.id attributes shall be considered together to form a complete list of patient identifiers from the different Patient Identity domains in which this actor is interested.

In the case where the returned list of identifiers contains multiple identifiers for a single domain, the Patient Identifier Cross-reference Consumer shall either use ALL of the multiple identifiers from the given domain or it shall ignore ALL of the multiple identifiers from the given domain.

6465 This allows Patient Identifier Cross-reference Consumers capable of handling multiple identities for a single patient within a single domain (i.e., those that can correctly aggregate the information associated with the different identifiers) to do so. For those Patient Identifier Cross-reference Consumers not capable of handling this situation, ignoring the entire list of different identifiers prevents the consumer from presenting incomplete data.

3.46.4.1.3.1 Web Services Port Type and Binding Definitions

6470 **IHE-WSP201) The attribute /wsdl:definitions/@name SHALL be “PIXConsumer”.**

The following WSDL naming conventions SHALL apply:

	wsdl:definitions/@name="PIXConsumer" :
6475	PIX update message -> "PRPA_IN201302UV02_Message"
	acknowledgement -> "MCCI_IN000002UV01_Message"
	portType -> "PIXConsumer_PortType"
	get identifiers operation -> "PIXConsumer_PRPA_IN201302UV02"
	SOAP 1.2 binding -> "PIXConsumer_Binding_Soap12"
	SOAP 1.2 port -> "PIXConsumer_Port_Soap12"

6480 The following WSDL snippets specify the Patient Update Port Type and Binding definitions, according to the requirements specified in ITI TF-2x: Appendix V.

3.46.4.1.3.1.1 Port Type

```

6485 <portType name="PIXConsumer_PortType">
  <operation name="PIXConsumer_PRPA_IN201302UV02">
6490 <input message="tns:PRPA_IN201302UV02_Message" wsaw:Action="urn:hl7-
  org:v3:PRPA_IN201302UV02"/>
  <output message="tns:MCCI_IN000002UV01_Message" wsaw:Action="urn:hl7-
  org:v3:MCCI_IN000002UV01"/>
  </operation>
  </portType>

```

3.46.4.1.3.1.2 Bindings

SOAP 1.2 binding:

```

6495 ...
  3 <binding name="PIXConsumer_Binding_Soap12" type="PIXConsumer_PortType">
    <wssoap12:binding style="document"
6500 transport="http://schemas.xmlsoap.org/soap/http"/>
    <operation name="PIXConsumer_PRPA_IN201302UV02">
      <wssoap12:operation soapAction="urn:hl7-org:v3:PRPA_IN201302UV02"/>
      <input>
        <wssoap12:body use="literal"/>
      </input>
      <output>
        <wssoap12:body use="literal"/>
6505 </output>
      </operation>
    </binding>
  ...

```

6510 An informative WSDL for the PIX Consumer implementing the PIXV3 Profile is available online on the IHE FTP site, see ITI TF-2x: Appendix W.

3.46.4.1.3.2 Message Examples

Message examples can be found online on the IHE FTP site, see ITI TF-2x: Appendix W.

3.46.5 Security Requirements

No transaction specific security considerations.

6515 3.46.5.1 Audit Record Considerations

When grouped with ATNA Secure Node or Secure Application actors, this transaction is to be audited as “Patient Record” event, as defined in ITI TF-2a: Table 3.20.6-1. The following tables show items that are required to be part of the audit record for this transaction.

3.46.5.1.1 Patient Identifier Cross-reference Manager audit message:

	Field Name	Opt	Value Constraints
Event AuditMessage/ EventIdentification	EventID	M	EV(110110, DCM, “Patient Record”)
	EventActionCode	M	“R” (Read)
	<i>EventDateTime</i>	<i>M</i>	<i>not specialized</i>
	<i>EventOutcomeIndicator</i>	<i>M</i>	<i>not specialized</i>
	EventTypeCode	M	EV(“ITI-46”, “IHE Transactions”, “PIX Update Notification”)
Source (Patient Identifier Cross-reference Manager) (1)			
Human Requestor (0..n)			
Destination (Patient Identifier Cross-reference Consumer) (1)			
Audit Source (Patient Identifier Cross-reference Manager) (1)			
Patient IDs(1..n) (represents the components of PID-3)			

6520 Where:

Source	Field Name	Opt	Value Constraints
AuditMessage/ ActiveParticipant	UserID	M	the content of the <wsa:ReplyTo/> element
	AlternativeUserID	M	the process ID as used within the local operating system in the local system logs.
	<i>UserName</i>	<i>U</i>	<i>not specialized</i>
	<i>UserIsRequestor</i>	<i>U</i>	<i>not specialized</i>
	RoleIDCode	M	EV(110153, DCM, “Source”)
	NetworkAccessPointTypeCode	M	“1” for machine (DNS) name, “2” for IP address
	NetworkAccessPointID	M	the machine name or IP address, as specified in RFC 3881.

Human Requestor (if known)	Field Name	Opt	Value Constraints
AuditMessage/ ActiveParticipant	UserID	M	identity of the human that initiated the transaction.
	<i>AlternativeUserID</i>	<i>U</i>	<i>not specialized</i>
	<i>UserName</i>	<i>U</i>	<i>not specialized</i>
	<i>UserIsRequestor</i>	<i>U</i>	<i>not specialized</i>
	RoleIDCode	U	Access Control role(s) the user holds that allows this transaction.
	<i>NetworkAccessPointTypeCode</i>	<i>NA</i>	
	<i>NetworkAccessPointID</i>	<i>NA</i>	

6525

Destination <small>AuditMessage/ ActiveParticipant</small>	UserID	M	SOAP endpoint URI.
	<i>AlternativeUserID</i>	<i>U</i>	<i>not specialized</i>
	<i>UserName</i>	<i>U</i>	<i>not specialized</i>
	UserIsRequestor	M	"false"
	RoleIDCode	M	EV(110152, DCM, "Destination")
	NetworkAccessPointTypeCode	M	"1" for machine (DNS) name, "2" for IP address
	NetworkAccessPointID	M	the machine name or IP address, as specified in RFC 3881.

Audit Source <small>AuditMessage/ AuditSourceIdentification</small>	<i>AuditSourceID</i>	<i>U</i>	<i>not specialized.</i>
	<i>AuditEnterpriseSiteID</i>	<i>U</i>	<i>not specialized</i>
	<i>AuditSourceTypeCode</i>	<i>U</i>	<i>not specialized</i>

Patient IDs <small>(AuditMessage/ ParticipantObjectIdentification)</small>	ParticipantObjectTypeCode	M	"1" (Person)
	ParticipantObjectTypeCodeRole	M	"1" (Patient)
	<i>ParticipantObjectDataLifeCycle</i>	<i>U</i>	<i>not specialized</i>
	ParticipantObjectIDTypeCode	M	EV(2, RFC-3881, "Patient Number")
	<i>ParticipantObjectSensitivity</i>	<i>U</i>	<i>not specialized</i>
	ParticipantObjectID	M	the patient ID in HL7 CX format (see ITI TF-2x: appendix E).
	<i>ParticipantObjectName</i>	<i>U</i>	<i>not specialized</i>
	<i>ParticipantObjectQuery</i>	<i>U</i>	<i>not specialized</i>
	ParticipantObjectDetail	M	Type=II (the literal string), Value=the value of message.id

3.46.5.1.2 Patient Identifier Cross-reference Consumer audit message:

	Field Name	Opt	Value Constraints
Event <small>AuditMessage/ EventIdentification</small>	EventID	M	EV(110110, DCM, "Patient Record")
	EventActionCode	M	"U" (update)
	<i>EventDateTime</i>	<i>M</i>	<i>not specialized</i>
	<i>EventOutcomeIndicator</i>	<i>M</i>	<i>not specialized</i>
	EventTypeCode	M	EV("ITI-46", "IHE Transactions", "PIX Update Notification")
Source (Patient Identifier Cross-reference Manager) (1)			
Destination (Patient Identifier Cross-reference Consumer) (1)			
Audit Source (Patient Identifier Cross-reference Consumer) (1)			
Patient IDs(1..n) (represents the components of PID-3)			

6530

Where:

Source <small>AuditMessage/ ActiveParticipant</small>	UserID	M	the content of the <wsa:ReplyTo/> element
	AlternativeUserID	<i>U</i>	<i>not specialized</i>
	<i>UserName</i>	<i>U</i>	<i>not specialized</i>
	<i>UserIsRequestor</i>	<i>U</i>	<i>not specialized</i>
	RoleIDCode	M	EV(110153, DCM, "Source")
	NetworkAccessPointTypeCode	M	"1" for machine (DNS) name, "2" for IP address
	NetworkAccessPointID	M	the machine name or IP address, as specified in RFC 3881.

Destination <small>AuditMessage/ ActiveParticipant</small>	UserID	M	SOAP endpoint URI.
	AlternativeUserID	M	the process ID as used within the local operating system in the local system logs.
	<i>UserName</i>	<i>U</i>	<i>not specialized</i>
	UserIsRequestor	M	“false”
	RoleIDCode	M	EV(110152, DCM, “Destination”)
	NetworkAccessPointTypeCode	M	“1” for machine (DNS) name, “2” for IP address
	NetworkAccessPointID	M	the machine name or IP address, as specified in RFC 3881.

Audit Source <small>AuditMessage/ AuditSourceIdentification</small>	<i>AuditSourceID</i>	<i>U</i>	<i>not specialized.</i>
	<i>AuditEnterpriseSiteID</i>	<i>U</i>	<i>not specialized</i>
	<i>AuditSourceTypeCode</i>	<i>U</i>	<i>not specialized</i>

Patient IDs <small>(AuditMessage/ ParticipantObjectIdentif ication)</small>	ParticipantObjectTypeCode	M	“1” (Person)
	ParticipantObjectTypeCodeRole	M	“1” (Patient)
	<i>ParticipantObjectDataLifeCycle</i>	<i>U</i>	<i>not specialized</i>
	ParticipantObjectTypeCode	M	EV(2, RFC-3881, “Patient Number”)
	<i>ParticipantObjectSensitivity</i>	<i>U</i>	<i>not specialized</i>
	ParticipantObjectID	M	the patient ID in HL7 CX format (see ITI TF-2x: appendix E).
	<i>ParticipantObjectName</i>	<i>U</i>	<i>not specialized</i>
	<i>ParticipantObjectQuery</i>	<i>U</i>	<i>not specialized</i>
	ParticipantObjectDetail	M	Type=II (the literal string), Value=the value of message.id

6535

3.47 Patient Demographics Query HL7 V3

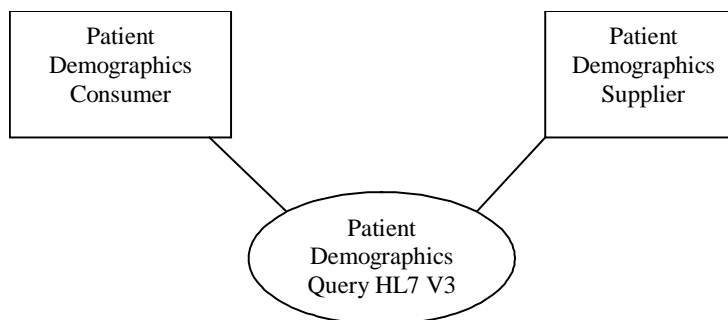
This section corresponds to Transaction ITI-47 of the IHE Technical Framework. Transaction ITI-47 is used by the Patient Demographics Consumer and Patient Demographics Supplier actors. Additional components to be included if the Pediatric Demographics Option is supported are also indicated in ITI TF-2b: 3.47.4.1.2.1 to 3.47.4.1.2.4.

6540

3.47.1 Scope

The scope is identical to ITI TF-2a: 3.21.1.

3.47.2 Use Case Roles



6545 **Actor:** Patient Demographics Consumer

Role: Requests a list of patients matching a minimal set of demographic criteria (e.g., ID or partial name) from the Patient Demographics Supplier. Populates its attributes with demographic information received from the Patient Demographics Supplier.

Corresponding HL7 v3 Application Roles:

6550 **Person Registry Query Placer (PRPA_AR201303UV02)**

Actor: Patient Demographics Supplier

Role: Returns demographic information for all patients matching the demographic criteria provided by the Patient Demographics Consumer.

Corresponding HL7 v3 Application Roles:

6555 **Person Registry Query Fulfiller (PRPA_AR201304UV02)**

3.47.3 Referenced Standards

HL7 Version 3 Edition 2008, Patient Administration DSTU, Patient Topic (found at <http://www.hl7.org/memonly/downloads/v3edition.cfm#V32008>)

6560 Implementers of this transaction shall comply with all requirements described in ITI TF-2x: Appendix V Web Services for IHE Transactions.

3.47.4 Interaction Diagrams

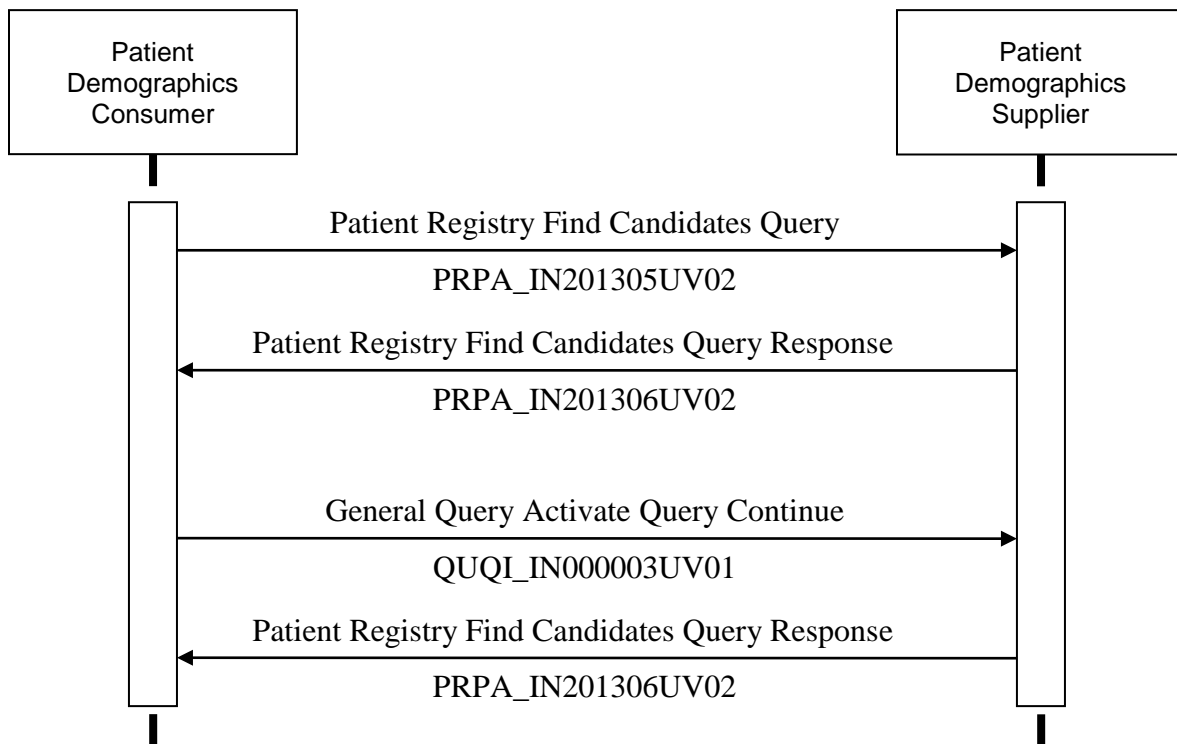


Figure 3.46.4-1: Find Candidates Query

6565 3.47.4.1 Patient Demographics Query

3.47.4.1.1 Trigger Events

A Patient Demographics Consumer's need to select a patient based on demographic information about patients whose information matches a set of known data will trigger the Patient Demographics Query based on the following HL7 trigger event:

6570 Find Candidates Query (PRPA_TE201305UV02)

An application, in the role of Query Placer, sends a query-by-parameter message to request that the application return *all* person records that match the demographic information sent in the query parameters.

3.47.4.1.2 Message Semantics

6575 The Find Candidates Query is supported by the Patient Registry Query by Demographics (PRPA_MT201306UV02) message. The Patient Demographics Consumer shall generate the query message whenever it needs to select from a list of patients whose information matches a set of demographic data.

6580 The components of the Patient Registry Query by Demographics message with cardinality greater than 0 (as shown below) are required, and the detailed description of the message is provided in ITI TF-2b: 3.47.4.1.2.1 to 3.47.4.1.2.4. Additional components to be included if the

Pediatric Demographics Option is supported are also indicated in ITI TF-2b: 3.47.4.1.2.1 to 3.47.4.1.2.4.

6585 The receiver shall respond to the query by sending the Patient Registry Find Candidates Response message (PRPA_MT201310UV02), which uses the Application Level Acknowledgement transmission wrapper. This satisfies the requirements of original mode acknowledgment; no intermediate Accept Acknowledgement is to be sent. The response message shall contain demographic records that reflect the best fit to all of the search criteria received in the Patient Registry Query by Demographics message.

6590 **3.47.4.1.2.1 Major Components of the Patient Registry Query by Demographics**

LivingSubjectName Parameter

6595 This optional parameter specifies the name of the person whose information is being queried. For this parameter item, a single person name (PN) data item shall be specified in the LivingSubjectName.value attribute. Only certain name parts within the PN data type (e.g., family name) may be specified. If the sender needs to indicate that the name parts specified are not limited to an exact match, then the *use* attribute of the *value* element shall be set to "SRCH". Handling of phonetic issues, alternate spellings, upper and lower case, partial matching, accented characters, etc. if deemed appropriate, is to be supported by the Patient Demographics Supplier rather than by the Patient Demographics Consumer. The Supplier shall return at least all exact matches to the query parameters sent by the Consumer. IHE does not further specify matching requirements, however, the MatchAlgorithm parameter may be used to indicate more specific requirements for the Supplier, based on an existing agreement on allowable values for MatchAlgorithm.value.

6600

LivingSubjectAdministrativeGender Parameter

6605 This optional parameter specifies the administrative gender of the person whose information is being queried. For this parameter item, a single administrative gender code shall be specified in the LivingSubjectAdministrativeGender.value attribute.

LivingSubjectBirthTime Parameter

6610 This optional parameter specifies the birth data and time of the person whose information is being queried. This parameter can convey an exact moment (e.g., January 1, 1960 @ 03:00:00 EST), an approximate date (e.g., January 1960), or even a range of dates (e.g., December 1, 1959 through March 31, 1960).

PatientAddress Parameter

6615 This optional parameter specifies one or more addresses associated with the person whose information is being queried.

LivingSubjectId Parameter

This optional repeating parameter specifies an identifier associated with the patient whose information is being queried (e.g., a local identifier, or an account identifier). If multiple instances of this parameter are provided in the query, all of the associated identifiers must match.

6620 The identifier specified in the `LivingSubjectId.value` attribute is expressed using the II data type. Please see Appendix E for the use of the II data type for patient identifiers.

OtherIDsScopingOrganization Parameter

6625 This optional repeating parameter specifies the assigning authority/authorities of the Patient Identity Domain(s) for which identifiers are to be returned. The identifier specified in the `OtherIDsScopingOrganization.value` attribute shall be expressed using the II data type, where the *root* element contains a valid ISO OID, and there is no *extension* element. If no such parameter is supplied, the patient demographics supplier is required to return the identifiers from all Patient Identity Domains known to it. Any parameter value which is not recognized by the target patient information source shall cause an error condition.

6630 Additional components to be included if the Pediatric Demographics Option is supported are also indicated below:

MothersMaidenName Parameter

6635 This optional parameter specifies the maiden name of the mother of the person whose information is being queried. For this parameter item, a single person name (PN) data item shall be specified in the `Person.value` attribute. Within the PN data type, the given name and family name may be specified. If the sender needs to indicate that the name parts specified are not limited to an exact match, then the `use` attribute of the value element shall be set to "SRCH".

PatientTelecom Parameter

6640 This optional parameter specifies the primary telephone number or email address of the person whose information is being queried.

Additional components to be included if the Pediatric Demographics Option is supported are also indicated below:

MothersMaidenName Parameter

6645 This optional parameter specifies the maiden name of the mother of the person whose information is being queried. For this parameter item, a single person name (PN) data item shall be specified in the `Person.value` attribute. Within the PN data type, the given name and family name may be specified. If the sender needs to indicate that the name parts specified are not limited to an exact match, then the *use* attribute of the *value* element shall be set to "SRCH".

PatientTelecom Parameter

6650 This optional parameter specifies the primary telephone number or email address of the person whose information is being queried.

3.47.4.1.2.2 Message Information Model of the Patient Registry Query by Demographics Message

6655 Below is the Message Information Model for the Query by Demographics message, as restricted for this transaction. The purpose of the model is to describe the data elements relevant for this transaction. It is a strict subset of the *Patient Registry Query by Demographics*

(*PRPA_RM201306UV02*) RMIM. If the Pediatric Demographics Option is supported, there are somewhat fewer constraints on the RMIM; these are also indicated.

6660 The base RMIM can be found on the HL7 V3 2008 Edition CD at [Edition2008/domains/uvpa/editable/PRPA_RM201306UV.htm](#). The following restrictions were made on the original RMIMs to arrive at the restricted model:

- Exactly one value attribute shall be present in each parameter
- Only the LivingSubjectId, OtherIDsScopingOrganization, and LivingSubjectName parameters can have more than one instance
- 6665 • The optional attributes ParameterList.id, MatchCriterionList.id, QueryByParameter.responseElementGroupId, QueryByParameter.modifyCode, and QueryByParameter.executionAndDeliveryTime were omitted from the model
- QueryByParameter.responsePriorityCode is required and is fixed to I (Immediate)
- QueryByParameter.responseModalityCode is required and is fixed to R (Real Time)
- 6670 • QueryByParameter.statusCode is defaulted to "new".
- The data type of MatchAlgorithm.value is constrained to ST
- The data type of MinimumDegreeMatch.value is constrained to INT
- The data type of LivingSubjectName.value is constrained to PN
- The optional SortControl was omitted from the model
- 6675 • The optional MatchWeight was omitted from the model
- The following optional parameters were omitted from the model:
 - PatientTelecom (not omitted if Pediatric Demographics Option is supported)
 - PrincipalCareProviderId
 - PrinicpalCareProvisionId
 - 6680 • MothersMaidenName (not omitted if Pediatric Demographics Option is supported)
 - LivingSubjectDeceasedTime
 - PatientStatusCode
 - LivingSubjectBirthPlaceName
 - LivingSubjectBirthPlaceAddress

6685

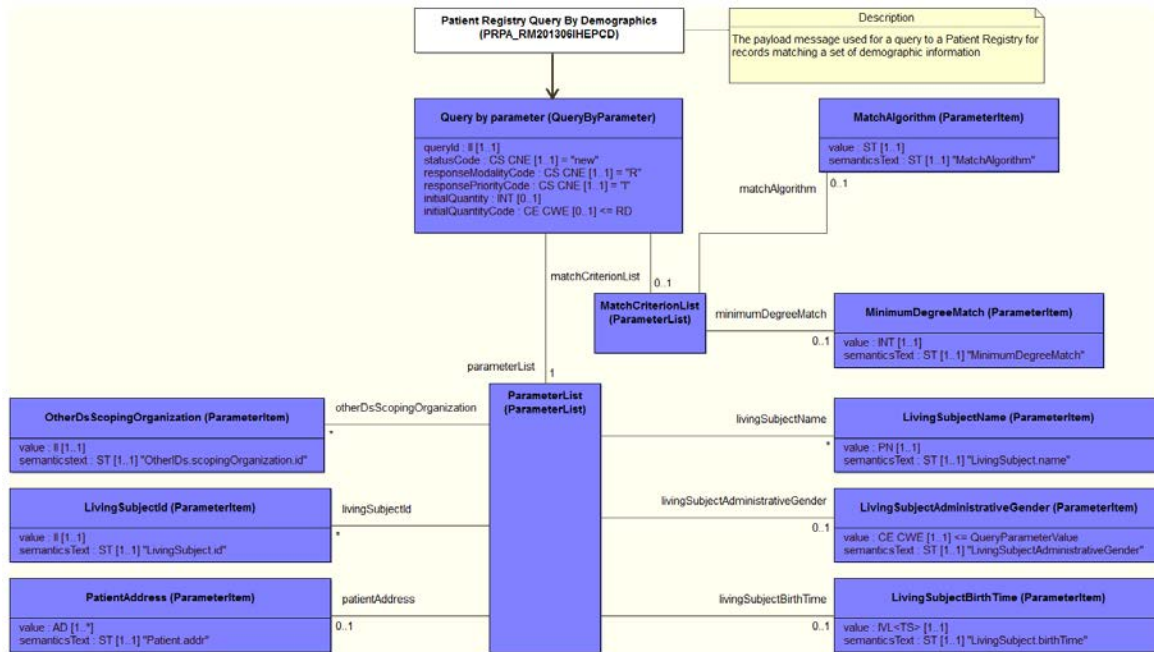


Figure 3.47.4.1.2-1: Message Information Model for the Query by Demographics Message

The attributes of this model are described in the following table:

6690

Table 3.47.4.1.2-1: Model Attributes

PRPA_HD201306IHE Patient Registry Query by Demographics	This HMD extract defines the message used to query a patient registry for records matching a set of demographics information. Derived from Figure 3.47.4.1.2-1 (PRPA_RM201306IHE)
QueryByParameter	The entry point for the domain content in this query
queryId [1..1] QueryByParameter (II)	Unique identifier for the query
statusCode [1..1] (M) QueryByParameter (CS) {CNE:QueryStatusCode, default="new"}	The status of the query, default is "new"
responseModalityCode [1..1] QueryByParameter (CS) {CNE:ResponseModality, fixed value="R"}	The mode of the response – always real-time.
responsePriorityCode [1..1] QueryByParameter (CS) {CNE:QueryPriority, fixed value="I"}	The Patient Demographics Supplier is required to send an immediate response.
initialQuantity [0..1] QueryByParameter (INT)	Defines the maximum size of the response that can be accepted by the requesting application
initialQuantityCode [0..1] QueryByParameter (CE) {CWE:QueryRequestLimit, default="RD"}	Defines the units associated with the initialQuantity; default is "records".
MatchAlgorithm	This parameter conveys instructions to the patient demographics supplier specifying the preferred matching algorithm to use

<p>PRPA_HD201306IHE Patient Registry Query by Demographics</p>	<p>This HMD extract defines the message used to query a patient registry for records matching a set of demographics information. Derived from Figure 3.47.4.1.2-1 (PRPA_RM201306IHE)</p>
<p>value [1..1] ParameterItem (ST)</p>	<p>The name of the algorithm</p>
<p>semanticsText [1..1] ParameterItem (ST){default= "MatchAlgorithm"}</p>	
<p>MinimumDegreeMatch</p>	<p>This parameter conveys instructions to the patient demographics supplier specifying minimum degree of match to use in filtering results</p>
<p>value [1..1] ParameterItem (INT)</p>	<p>The numeric value of the degree of match</p>
<p>semanticsText [1..1] ParameterItem (ST){default= "MatchAlgorithm"}</p>	
<p>LivingSubjectAdministrativeGender</p>	<p>This query parameter is a code representing the administrative gender of a person in a patient registry.</p>
<p>value [1..1] ParameterItem (CE) {CWE:AdministrativeGender}</p>	
<p>semanticsText [1..1] ParameterItem (ST){default= "LivingSubject.administrativeGender"}</p>	
<p>LivingSubjectBirthTime</p>	<p>This query parameter is the birth date of a living subject.</p>
<p>value [1..1] ParameterItem (IVL<TS>)</p>	<p>A date or date range. This parameter can convey an exact moment (e.g., January 1, 1960 @ 03:00:00 EST), an approximate date (e.g., January 1960), or even a range of dates (e.g., December 1, 1959 through March 31, 1960).</p>
<p>semanticsText [1..1] ParameterItem (ST){default= "LivingSubject.birthTime"}</p>	
<p>LivingSubjectId</p>	
<p>value [1..1] (M) ParameterItem (II)</p>	<p>A patient identifier, used to assist in finding a match for the query.</p>
<p>semanticsText [1..1] ParameterItem (ST){default= "LivingSubject.id"}</p>	
<p>LivingSubjectName</p>	<p>This query parameter is the name of a person. If multiple instances of LivingSubjectName are provided, the receiver must consider them as possible alternatives, logically connected with an "or".</p>
<p>value [1..1] ParameterItem (PN)</p>	<p>The name "use" attribute can convey that a name is to be matched using "fuzzy" matching, and does not require exact match. Only some of the name parts may be populated. If, for example, only a family name part of a person's name is sent, then the query would match all persons with that family name regardless of their given names or initials.</p>
<p>semanticsText [1..1] ParameterItem (ST){default= "LivingSubject.name"}</p>	
<p>PatientAddress</p>	<p>This query parameter is a postal address for corresponding with a patient. There shall be only a single PatientAddress element</p>
<p>value [1..*] ParameterItem (AD)</p>	<p>Multiple instances of the value element within a Patient Address may be specified and are combined with OR logic.</p>

PRPA_HD201306IHE Patient Registry Query by Demographics	This HMD extract defines the message used to query a patient registry for records matching a set of demographics information. Derived from Figure 3.47.4.1.2-1 (PRPA_RM201306IHE)
semanticsText [1..1] ParameterItem (ST){default= "Patient.addr"}	
OtherIDsScopingOrganization	Optional parameter specifying the assigning authority of a Patient Identity Domain
value [1..1] ParameterItem (II)	The identifier for a Patient Identity Domain's assigning authority. IHE restriction: The value.root attribute SHALL be a valid ISO OID The value.extension attribute SHALL NOT be present
semanticsText [1..1] ParameterItem (ST){default= "OtherIDs.scopingOrganization.id"}	

When Pediatric Demographics Option is supported, the following sections may be included.

MothersMaidenName	Design Comments: This query parameter is the maiden name of a focal person's mother. It is included as a parameter because it is a common attribute for confirming the identity of persons in some registries. This parameter does not map to a single RIM attribute, instead, in RIM terms Mother's maiden name is the person name part of "family" with an EntityNamePartQualifier of "birth" for the person who is the player in a PersonalRelationship of type of "mother" to the focal person.
value [1..1] ParameterItem (PN)	Design Comments: A person name. In this case it may consist of only the given name part, the family name part, or both.
semanticsText [1..1] ParameterItem (ST){default= "Person.MothersMaidenName"}	
PatientTelecom	Design Comments: This query parameter is a telecommunications address for communicating with a living subject in the context of the target patient registry. It could be a telephone number, fax number or even an email address. There shall be only a single PatientTelecom element.
value [1..*] ParameterItem (TEL)	Design Comments: A telecommunications address. The scheme attribute specifies whether this is a telephone number, fax number, email address, etc. Multiple instances of the value element within a PatientTelecom may be specified and are combined with OR logic.

3.47.4.1.2.3 Control Act and Transmission Wrappers

6695 Please see ITI TF-2x: Appendix O for details on the IHE guidelines for implementing the wrappers. Table 3.44.4.1.2-2 contains the Transmission and Control Act wrappers used for this interaction, and the associated constraints.

Table 3.47.4.1.2-7: Wrappers and Constraints

Transmission Wrapper	Trigger Event Control Act Wrapper
-----------------------------	--

Transmission Wrapper	Trigger Event Control Act Wrapper
MCCI_MT000100UV01 – Send Message Payload	QUQI_MT021001UV01 – Query Control Act Request: Query By Parameter
<p>The value of interactionId SHALL be set to PRPA_IN201305UV02</p> <p>The value of processingModeCode SHALL be set to T</p> <p>The acceptAckCode SHALL be set to AL</p> <p>There SHALL be only one receiver Device</p>	<p>The value of ControlActProcess.moodCode SHALL be set to EVN</p> <p>The trigger event code in ControlActProcess.code SHALL be set to PRPA_TE201305UV02</p> <p>If an authorOrPerformer participation is present, the value of authorOrPerformer.typeCode SHALL be set to AUT</p>

6700 The composite message schemas which describe the full payload of this interaction, including the wrappers, can be found online on the IHE FTP site, see ITI TF-2x: Appendix W (the schemas from the HL7 V3 2008 Normative Edition can be found at [Edition2008/processable/multicacheschemas/PRPA_IN201305UV02.xsd](http://www.hl7.org/standard/2008/processable/multicacheschemas/PRPA_IN201305UV02.xsd))

3.47.4.1.2.4 Web Services Types and Messages

6705 The Patient Registry Query by Demographics message will be transmitted using Web Services, according to the requirements specified in ITI TF-2x: Appendix V.

The following WSDL naming conventions SHALL apply:

```
query message    -> "PRPA_IN201305UV02_Message"
```

The following WSDL snippet describes the type for this message:

```
6710  <types>
...   <xsd:schema elementFormDefault="qualified" targetNamespace="urn:hl7-org:v3"
      xmlns:hl7="urn:hl7-org:v3">
      <!-- Include the message schema -->
      <xsd:import namespace="urn:hl7-org:v3"
6715  schemaLocation="../../schema/HL7V3/NE2008/multicacheschemas/PRPA_IN201305UV02.xsd"/>
      <xsd:element name="PRPA_IN201305UV02"/>
      </xsd:schema>
      </types>
6720  ...
```

The message is described by the following snippet:

```
...   <message name="PRPA_IN201305UV02_Message">
6725  <part element="hl7:PRPA_IN201305UV02" name="Body"/>
      </message>
...
```

The port types for the WSDL describing the Patient Demographics Service are described together with the expected actions of the actors which receive these messages in Section ITI TF-2b: 3.47.4.2.3.

6730 **3.47.4.1.3 Expected Actions**

3.47.4.1.3.1 Immediate Response

6735 The Patient Demographics Supplier shall immediately return a Find Candidates Response message as specified below in ITI TF-2b: 3.47.4.2. The response message uses the Application Acknowledgement transmission wrapper, as specified in ITI TF-2x: Appendix O.1.3, and no other acknowledgments are part of this transaction.

3.47.4.1.3.2 Query Parameter Processing

The Patient Demographics Supplier shall be capable of accepting, searching on, and responding with attributes in the Query Person by Demographics message.

6740 Handling of phonetic issues, alternate spellings, upper and lower case, partial matching, accented characters, etc., if deemed appropriate, is to be supported by the Patient Demographics Supplier rather than by the Patient Demographics Consumer. The Supplier shall return at least all exact matches to the query parameters sent by the Consumer; IHE does not further specify matching requirements, except as already discussed in the LivingSubjectName parameter description.

3.47.4.1.3.3 Incremental Response Processing

6745 The Patient Demographics Supplier, which supports the Continuation Option, shall be capable of accepting and processing the *QueryByParameter.responsePriorityCode* attribute. In particular, the Patient Demographics Supplier shall respond in immediate mode.

Also, the Patient Demographics Supplier shall be able to interpret *QueryByParameter.initialQuantity* to return successive responses of partial lists of records.

6750 When processing incremental responses, the Patient Demographics Consumer shall request additional responses using the Query Control Act Request Continue/Cancel message (QUQL_MT000001UV01), as described in ITI TF-2b: 3.47.4.3.

3.47.4.1.3.4 Web Services Port Type and Binding Definitions

6755 These definitions are part of the query response message. Please see ITI TF-2b: 3.47.4.2.3 for more information.

3.47.4.1.3.5 Message Examples

Message examples can be found online on the IHE FTP site, see ITI TF-2x: Appendix W.

3.47.4.2 Patient Demographics Query Response

3.47.4.2.1 Trigger Events

6760 The Patient Demographics Supplier's response to the Find Candidates Query message is triggered by the following trigger:

Find Candidates Response (PRPA_TE201306UV02)

6765 An application returns a Patient Registry Find Candidates Response message populated with information it holds for *each* person whose record matches the demographic information sent as parameters in a query-by-parameter message.

3.47.4.2.2 Message Semantics

6770 The Patient Registry Find Candidates Response message (PRPA_MT201310UV02) is sent by the Patient Demographics Supplier in direct response to the query (PRPA_MT201306UV02) or, if the Continuation Option is supported, the query continuation (QUQL_MT000001UV01) message previously received. The components of the message with cardinality greater than 0 (as shown below) are required, and the detailed description of the message is provided in ITI TF-2b: 3.47.4.2.2.1 to 3.47.4.2.2.4. All other attributes of the message are optional.

3.47.4.2.2.1 Major Components of the Patient Registry Find Candidates Response Message

6775 This message shares all the major components of the Patient Activate/Revise messages, as described in ITI TF-2b: 3.44.4.1.2.1. The only additional component is the QueryMatchObservation class.

Query Match Observation

6780 The *QueryMatchObservation* class is used to convey information about the quality of the match for each record returned by the query response.

3.47.4.2.2.2 Message Information Model of the Patient Registry Find Candidates Response Message

6785 Below is the Message Information Model for the Patient Registry Find Candidates Response message, as restricted for this transaction. The purpose of the model is to describe the data elements relevant for this transaction. It is a strict common subset of the *Patient Registry Find Candidates Response* (PRPA_RM201310UV02) RMIM.

The base RMIM can be found on the HL7 V3 2008 Edition CD at [Edition2008/domains/uvpa/editable/PRPA_RM201310UV.htm](http://www.hl7.org/standard/2008/editions/2008/09/01/editions/uvpa/editable/PRPA_RM201310UV.htm). The following restrictions were made on the original RMIMs to arrive at the restricted model:

- 6790
- The focal entity choice is restricted to be only a person
 - The relationship holder of the personal relationship is restricted to be a person (using CMET COCT_MT030207UV)
 - The following roles are omitted:
 - 6795 • asPatientOfOtherProvider
 - birthPlace
 - guarantor
 - guardian
 - contactParty

- asMember
- 6800 • careGiver
- asStudent
- The following participations are omitted:
 - subjectOf (administrativeObservation)
 - coveredPartyOf (coverage)

6805

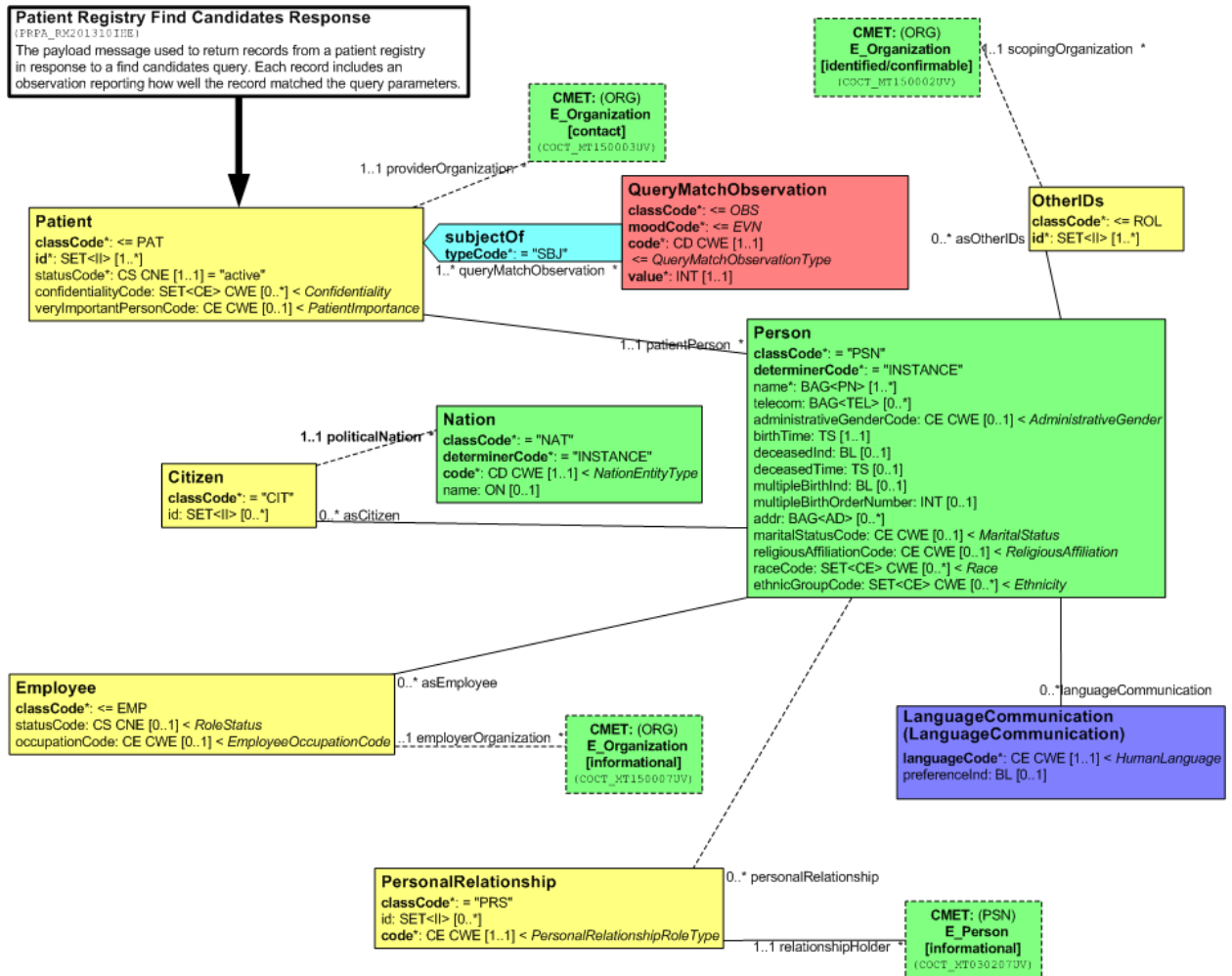


Figure 3.47.4.2.2-1: Message Information Model for the Patient Registry Find Candidates Response Message

6810 The attributes of this model are described in the following table. Note that CMETs are not discussed, as the HL7 definitions for them are being used.

Table 3.47.4.2.2-8: Model Attributes

PRPA_HD201310IHE Patient Registry Find Candidates Response	This HMD extract defines the message used to return records from a patient registry in response to a Find Candidates Query. Derived from Figure 3.47.4.2.2-1 (PRPA_RM201310IHE)
Patient	The primary record for the focal person in a Patient Demographics Supplier
classCode [1..1] (M) Patient (CS) {CNE:PAT}	Structural attribute; this is a "patient" role
id [1..*] (M) Patient (SET<II>)	Patient identifiers. Patient Identifiers from different Identity Domains may be contained either here, or in the OtherIDs.id attributes, but not in both places. At least one Patient Identifier shall be present in this attribute
statusCode [1..1] Patient (CS) {CNE:active, fixed value= "active"}	A value specifying the state of this record in a patient registry (based on the RIM role class state-machine). This record is active.
confidentialityCode [0..*] Patient (SET<CE>) {CWE:Confidentiality}	Value(s) that control the disclosure of information about this living subject as a patient
veryImportantPersonCode [0..1] Patient (CE) {CWE:PatientImportance}	A code specifying the patient's special status granted by the scoper organization, often resulting in preferred treatment and special considerations. Examples include board member, diplomat.
Person	A subtype of LivingSubject representing a human being Either Person.name or Patient.id must be non-null
classCode [1..1] (M) Person (CS) {CNE:PSN, fixed value= "PSN"}	Structural attribute; this is a "person" entity
determinerCode [1..1] (M) Person (CS) {CNE:INSTANCE, fixed value= "INSTANCE"}	Structural attribute; this is a specific person
name [1..*] Person (BAG<PN>)	Name(s) for this person
telecom [0..*] Person (BAG<TEL>)	Telecommunication address(es) for communicating with this person
administrativeGenderCode [0..1] Person (CE) {CWE:AdministrativeGender}	A value representing the gender (sex) of this person. Note: this attribute does not include terms related to clinical gender which is a complex physiological, genetic and sociological concept that requires multiple observations in order to be comprehensively described.
birthTime [0..1] Person (TS)	The date and time this person was born
deceasedInd [0..1] Person (BL)	An indication that this person is dead
deceasedTime [0..1] Person (TS)	The date and time this person died
multipleBirthInd [0..1] Person (BL)	An indication that this person was part of a multiple birth
multipleBirthOrderNumber [0..1] Person (INT)	The order in which this person was born if part of a multiple birth
addr [0..*]	Address(es) for corresponding with this person

<p align="center">PRPA_HD201310IHE Patient Registry Find Candidates Response</p>	<p align="center">This HMD extract defines the message used to return records from a patient registry in response to a Find Candidates Query. Derived from Figure 3.47.4.2.2-1 (PRPA_RM201310IHE)</p>
Person (BAG<AD>)	
maritalStatusCode [0..1] Person (CE) {CWE:MaritalStatus}	A value representing the domestic partnership status of this person
religiousAffiliationCode [0..1] Person (CE) {CWE:ReligiousAffiliation}	A value representing the primary religious preference of this person
raceCode [0..*] Person (SET<CE>) {CWE:Race}	A set of values representing the races of this person
ethnicGroupCode [0..*] Person (SET<CE>) {CWE:Ethnicity}	A set of values representing the ethnic groups of this person
OtherIDs	Used to capture additional identifiers for the person such as a Drivers' license or Social Security Number.
classCode [1..1] (M) Role (CS) {CNE:ROL}	Structural attribute. This can be any specialization of "role" except for Citizen, or Employee.,
id [1..*] (M) Role (SET<II>)	One or more identifiers issued to the focal person by the associated scopingOrganization (e.g., identifiers from a different Patient Identity Domain).
PersonalRelationship	A personal relationship between the focal living subject and another living subject
classCode [1..1] (M) Role (CS) {CNE:PRS, fixed value= "PRS" }	Structural attribute; this is a "personal relationship" role
id [0..*] Role (SET<II>)	Identifier(s) for this personal relationship
code [1..1] (M) Role (CE) {CWE:PersonalRelationshipRoleType}	A required value specifying the type of personal relationship between the relationshipHolder and the scoping living subject drawn from the PersonalRelationshipRoleType domain, for example, spouse, parent, unrelated friend
Citizen	Used to capture person information relating to citizenship.
classCode [1..1] (M) Role (CS) {CNE:CIT, fixed value= "CIT" }	Structural attribute; this is a "citizen" role
id [0..*] Role (SET<II>)	Identifier(s) for the focal person as a citizen of a nation
Nation	A politically organized body of people bonded by territory and known as a nation.
classCode [1..1] (M) Organization (CS) {CNE:NAT, fixed value= "NAT" }	Structural attribute; this is a 'nation' type of entity
determinerCode [1..1] (M) Organization (CS) {CNE:INSTANCE, fixed value= "INSTANCE" }	Structural attribute; this is a specific entity
code [1..1] (M) Organization (CD) {CWE:NationEntityType}	A value that identifies a nation state
name [0..1] Organization (ON)	A non-unique textual identifier or moniker for this nation

<p align="center">PRPA_HD201310IHE Patient Registry Find Candidates Response</p>	<p align="center">This HMD extract defines the message used to return records from a patient registry in response to a Find Candidates Query. Derived from Figure 3.47.4.2.2-1 (PRPA_RM201310IHE)</p>
<p>Employee</p>	<p>A relationship of the focal person with an organization to receive wages or salary. The purpose of this class is to identify the type of relationship the employee has to the employer rather than the nature of the work actually performed. For example, it can be used to capture whether the person is a Military Veteran or not..</p>
<p>classCode [1..1] (M) Employee (CS) {CNE:EMP}</p>	<p>Structural attribute; this is an "employee" role</p>
<p>statusCode [0..1] Employee (CS) {CNE:RoleStatus}</p>	<p>A value specifying the state of this employment relationship (based on the RIM Role class state-machine), for example, active, suspended, terminated.</p>
<p>occupationCode [0..1] Employee (CE) {CWE:EmployeeOccupationCode}</p>	<p>A code qualifying the classification of kind-of-work based upon a recognized industry or jurisdictional standard. OccupationCode is used to convey the person's occupation as opposed to jobClassCode (not used in this transaction) which characterizes this particular job. For example, it can be used to capture whether the person is a Military Veteran or not.</p>
<p>LanguageCommunication</p>	<p>A language communication capability of the focal person</p>
<p>languageCode [1..1] (M) LanguageCommunication (CE) {CWE:HumanLanguage}</p>	<p>A value representing a language for which the focal person has some level of proficiency for written or spoken communication. Examples: Spanish, Italian, German, English, American Sign</p>
<p>preferenceInd [0..1] LanguageCommunication (BL)</p>	<p>An indicator specifying whether or not this language is preferred by the focal person for the associated mode</p>
<p>QueryMatchObservation</p>	<p>Used to convey information about the quality of the match for each record.</p>
<p>classCode [1..1] (M) Observation (CS) {CNE:, default= "OBS"}</p>	<p>Structural attribute – this is an observation</p>
<p>moodCode [1..1] (M) Observation (CS) {CNE:, default= "EVN"}</p>	<p>Structural attribute – this is an event</p>
<p>code [1..1] (M) Observation (CD) {CWE:QueryMatchObservationType}</p>	<p>A code, identifying this observation as a query match observation.</p>
<p>value [1..1] (M) QueryMatchObservation (INT)</p>	<p>A numeric value indicating the quality of match for this record. It shall correspond to the MinimumDegreeMatch.value attribute of the original query, and it shall have the same meaning (e.g., percentage, indicating confidence in the match).</p>

3.47.4.2.2.3 Control Act and Transmission Wrappers

6815 Please see ITI TF-2x: Appendix O for details on the IHE guidelines for implementing the wrappers. Table 3.44.4.1.2-2 contains the Transmission and Control Act wrappers used for this interaction, and the associated constraints.

Table 3.47.4.4.2-9: Wrappers and Constraints

Transmission Wrapper	Trigger Event Control Act Wrapper
MCCI_MT000300UV01 – Send Application Acknowledgement	MFMI_MT700711UV01 – Master File/Registry Query Response Control Act (Role Subject)
<p>The value of interactionId SHALL be set to PRPA_IN201306UV02</p> <p>The value of processingModeCode SHALL be set to T</p> <p>The acceptAckCode SHALL be set to NE</p> <p>There SHALL be only one receiver Device</p>	<p>The value of ControlActProcess.moodCode SHALL be set to EVN</p> <p>The trigger event code in ControlActProcess.code SHALL be set to PRPA_TE201306UV02</p> <p>There SHALL be zero or more RegistrationEvents present in this message.</p> <p>For each matching record returned, there SHALL be exactly one RegistrationEvent present in this message.</p> <p>If a RegistrationEvent is part of the message, there SHALL be exactly one Patient role present in the payload.</p> <p>There SHALL be no replacementOf act-relationship present in this message</p> <p>There SHALL be a QueryByParameter copy of the original query.</p> <p>The QueryAck.resultTotalQuantity, QueryAck.resultCurrentQuantity, and QueryAck.resultRemainingQuantity attributes SHALL have the appropriate values populated.</p>

6820

The composite message schemas which describe the full payload of this interaction, including the wrappers, can be found online on the IHE FTP site, see ITI TF-2x: Appendix W (the schemas from the HL7 V3 2008 Normative Edition can be found at [Edition2008/processable/multicacheschemas/PRPA_IN201306UV02.xsd](#)).

6825 3.47.4.2.2.4 Web Services Types and Messages

The Patient Registry Query by Demographics message will be transmitted using Web Services, according to the requirements specified in ITI TF-2x: Appendix V.

The following WSDL naming conventions SHALL apply:

```
response message -> "PRPA_IN201306UV02_Message"
```

6830 The following WSDL snippet describes the type for these message:

```
...
<types>
<xsd:schema elementFormDefault="qualified" targetNamespace="urn:hl7-org:v3"
xmlns:hl7="urn:hl7-org:v3">
6835 <!-- Include the message schema -->
<xsd:import namespace="urn:hl7-org:v3"
schemaLocation=" ../schema/HL7V3/NE2008/multicacheschemas/PRPA_IN201306UV02.xsd" />
<xsd:element name="PRPA_IN201306UV02" />
</xsd:schema>
6840 </types>
...
```

The message is described by the following snippet:

```
...
6845 <message name="PRPA_IN201306UV02_Message">
<part element="hl7:PRPA_IN201306UV02" name="Body" />
</message>
```

...

3.47.4.2.3 Expected Actions

- 6850 The Patient Demographics Supplier shall perform the matching of patient data based on the query parameter values it receives. The information provided by the Patient Demographics Supplier to Patient Demographics Consumers is a list of possible matching patients from the patient information source associated with the value that the Consumer sent in the *Device* class of the transmission wrapper of the query message.
- 6855 If *OtherIDsScopingOrganization* parameters were part of the query, and they were recognized by the Patient Demographics Supplier as identifying known Patient Identity Domains, the response will also, for each patient, contain any Patient ID values found in the specified domains.
- The mechanics of the matching algorithms used are internal to the Patient Demographics Supplier and are outside of the scope of this framework.
- 6860 The Patient Demographics Supplier shall respond to the query request as described by the following 3 cases:
- Case 1** The Patient Demographics Supplier finds (in the patient information source associated with *Receiver.Device* in the query transmission wrapper) at least one patient record matching the criteria sent in the query parameters. There were no *OtherIDsScopingOrganization* parameters in the query.
- 6865 **AA** (application accept) is returned in *Acknowledgement.typeCode* (transmission wrapper).
OK (data found, no errors) is returned in *QueryAck.queryResponseCode* (control act wrapper)
- One *RegistrationEvent* (and the associated Patient role, subject of that event) is returned from the patient information source for each patient record found. If the Patient Demographics Supplier returns data for multiple patients, it shall return these data in successive occurrences of the
- 6870 *RegistrationEvent* class within the transmission wrapper.
- For each patient, one or more identifiers from the Patient ID Domain associated with the target patient information source identified by *Receiver.Device* are represented as *Patient.id* attributes.
- If an incremental number of records are specified in *QueryByParamter.initialQuantity* (i.e., the Consumer supports the Continuation Option), and the number of records to be sent exceeds that
- 6875 incremental number, the Supplier shall return only up to the incremental number of records. If the Supplier supports the Continuation Option, it shall correctly populate the *resultTotalQuantity*, *resultCurrentQuantity*, and *resultRemainingQuantity* attributes of the *QueryAck* class in the control act wrapper. If the Supplier does not support the Continuation Option, in addition to returning only up to the incremental number of records requested, it shall
- 6880 return AE (application error in the *Acknowledgement.typeCode* (transmission wrapper) and AE (application error) is returned in *QueryAck.queryResponseCode* (control act wrapper).
- The Consumer may then send a query continuation message as a subsequent query request for the next increment of responses.
- 6885 **Case 2:** The Patient Demographics Supplier finds (in the patient information source associated with *Receiver.Device* in the query transmission wrapper) at least one patient record matching the

criteria sent in the query parameters. One or more *OtherIDsScopingOrganization* parameters are present in the query; the Supplier recognizes all the requested domains.

AA (application accept) is returned in *Acknowledgement.typeCode* (transmission wrapper).

OK (data found, no errors) is returned in *QueryAck.queryResponseCode* (control act wrapper)

6890 One *RegistrationEvent* (and the associated *Patient* role, subject of that event) is returned from the patient information source for each patient record found. If the Patient Demographics Supplier returns data for multiple patients, it shall return these data in successive occurrences of the *RegistrationEvent* class within the transmission wrapper.

6895 For each patient, the identifiers from all the Patient ID Domains requested via the *OtherIDsScopingOrganization* parameter are returned either as values of the *Patient.id* attribute, or as values of the *OtherIDs.id* attribute. The same patient identifier value shall not appear in both the *Patient.id* and *OtherIDs.id* attributes. The Patient Demographics consumer shall consider the identifiers from both places as equivalently valid. If the Patient Demographics supplier cannot provide a patient ID for some of the requested Patient ID Domains, then an *OtherIDs.id* attribute shall have an appropriate null value, and the *ScopingOrganization* class shall identify the corresponding domain.

6900

If an incremental number of records are specified in *QueryByParameter.initialQuantity*, and the number of records to be sent exceeds that incremental number, and the Patient Demographics Supplier supports the Continuation Option, the Supplier returns only the incremental number of records, correctly populating the *resultTotalQuantity*, *resultCurrentQuantity*, and *resultRemainingQuantity* attributes of the *QueryAck* class in the control act wrapper. The consumer will sent a query continuation message as a subsequent query request for the next increment of responses. If the Supplier does not support the Continuation Option, then **AE** (application error) is returned in the *Acknowledgement.typeCode* (transmission wrapper) and **AE** (application error) is returned in *QueryAck.queryResponseCode* (control act wrapper).

6905

6910

Case 3: The Patient Demographics Supplier does not recognize one or more *OtherIDsScopingOrganization* parameters as representing valid Patient Identity Domains.

AE (application error) is returned in *Acknowledgement.typeCode* (transmission wrapper) and in *QueryAck.queryResponseCode* (control act wrapper).

6915 No *RegistrationEvent* is returned.

The queried-for patient identification domains are returned in the *QueryByParameter* parameter list (control act wrapper).

For each domain that was not recognized, an *AcknowledgmentDetail* class is returned in which the attributes *typeCode*, *code*, and *location* are valued as follows:

6920

Attribute	VALUE
typeCode	E
code	204 (Unknown Key Identifier)
location	XPath expression for the value element of the <i>OtherIDsScopingOrganization</i> parameter (which includes the repetition number of the parameter)

3.47.4.2.3.1 Web Services Port Type and Binding Definitions

IHE-WSP201) The attribute /wsdl:definitions/@name SHALL be “PDSupplier”.

The following WSDL naming conventions SHALL apply:

```

6925 wsdl:definitions/@name="PDSupplier":
    patient demographics query -> "PRPA_IN201305UV02_Message"
    patient demographics response -> "PRPA_IN201306UV02_Message"
    continuation query -> "QUQI_IN000003UV01_Message"
    accept acknowledgement -> "MCCI_IN000002UV01_Message"
6930 portType
    get candidates operation -> "PDSupplier_PRPA_IN201305UV02"
    continuation operation ->
"PDSupplier_PRPA_IN201305UV02_Continue"
    cancel operation -> "PDSupplier_PRPA_IN201305UV02_Cancel"
    SOAP 1.2 binding -> "PDSupplier_Binding_Soap12"
6935 SOAP 1.2 port -> "PDSupplier_Port_Soap12"

```

The following WSDL snippets specify the Patient Demographics Query Port Type and Binding definitions, according to the requirements specified in ITI TF-2x: Appendix V.

3.47.4.2.3.1.1 Port Type

```

6940 <portType name="PDSupplier_PortType">
    <operation name="PDSupplier_PRPA_IN201305UV02">
<input message="tns:PRPA_IN201305UV02_Message" wsaw:Action="urn:hl7-
org:v3:PRPA_IN201305UV02"/>
6945 <output message="tns:PRPA_IN201306UV02_Message" wsaw:Action="urn:hl7-
org:v3:PRPA_IN201306UV02"/>
</operation>
    <operation name="PDSupplier_QUQI_IN000003UV01_Continue">
6950 <input message="tns:QUQI_IN000003UV01_Message" wsaw:Action="urn:hl7-
org:v3:QUQI_IN000003UV01_Continue"/>
<output message="tns:PRPA_IN201306UV02_Message" wsaw:Action="urn:hl7-
org:v3:PRPA_IN201306UV02"/>
</operation>
    <operation name="PIXManager_QUQI_IN000003UV01_Cancel">
6955 <input message="tns:QUQI_IN000003UV01_Message" wsaw:Action="urn:hl7-org:v3:
QUQI_IN000003UV01_Cancel"/>
<output message="tns:MCCI_IN000002UV01_Message" wsaw:Action="urn:hl7-
org:v3:MCCI_IN000002UV01"/>
</operation>
6960 </portType>

```

3.47.4.2.3.1.2 Bindings

SOAP 1.2 binding:

```

...
6965 <binding name="PDSupplier_Binding_Soap12" type="PDSupplier_PortType">
    <wssoap12:binding style="document"
transport="http://schemas.xmlsoap.org/soap/http"/>
    <operation name="PDSupplier_PRPA_IN201305UV02">
        <wssoap12:operation soapAction="urn:hl7-org:v3:PRPA_IN201305UV02"/>
        <input>

```

```

6970     <wssoap12:body use="literal"/>
        </input>
        <output>
          <wssoap12:body use="literal"/>
        </output>
6975 </operation>
        <operation name="PDSupplier_QUQI_IN000003UV01_Continue">
          <wssoap12:operation soapAction="urn:hl7-
org:v3:QUQI_IN000003UV01_Continue"/>
        <input>
6980     <wssoap12:body use="literal"/>
        </input>
        <output>
          <wssoap12:body use="literal"/>
        </output>
6985 </operation>
        <operation name="PDSupplier_QUQI_IN000003UV01_Cancel">
          <wssoap12:operation soapAction="urn:hl7-org:v3:
QUQI_IN000003UV01_Cancel"/>
        <input>
6990     <wssoap12:body use="literal"/>
        </input>
        <output>
          <wssoap12:body use="literal"/>
        </output>
6995 </operation>
        </binding>
...

```

7000 An informative WSDL for the Patient Demographics Supplier implementing the PDQV3 Profile is available online on the IHE FTP site, see ITI TF-2x: Appendix W.

3.47.4.2.3.2 Message Examples

Message examples can be found online on the IHE FTP site, see ITI TF-2x: Appendix W.

3.47.4.3 Patient Demographics Query HL7V3 Continuation

3.47.4.3.1 Trigger Events

7005 A Patient Demographics Consumer's need to get another set of matching records to a previously sent Patient Demographics query will trigger the Patient Demographics Query Continuation based on the following HL7 trigger event:

Query General Activate Query Continuation (QUQI_TE000003UV01)

7010 An application, in the role of Query Placer, sends a query continuation message to request that the application return up to a specified number of matching records based on a previous demographics query.

3.47.4.3.2 Message Semantics

7015 The Query continuation is supported by the Query Control Act Request Continue / Cancel (QUQI_MT000001UV01) message. The Patient Demographics Consumer shall generate the continuation message whenever it needs to receive another set of matching records based on the results of a previously sent query.

7020 If the Supplier supports the Continuation Option, it shall respond to the continuation request by sending the Patient Registry Find Candidates Response message (PRPA_MT201310), which uses the Application Level Acknowledgement transmission wrapper. This satisfies the requirements of original mode acknowledgment; no intermediate Accept Acknowledgement is to be sent.

If a cancellation request is sent by the Patient Demographics Consumer, then the receiver shall respond by sending an Accept Acknowledgement (see ITI TF-2x: Appendix O for the descriptions of the Accept Acknowledgement transmission wrapper).

7025 **3.47.4.3.2.1 Major Components of the Query Continuation Message**

This message contains no domain payload, it is built from a transmission and control act wrappers.

3.47.4.3.2.2 Message Information Model of the Query Continuation Message

7030 Please see ITI TF-2x: Appendix O for the description of the transmission and control act wrappers used by this message. The next section discusses the wrappers, and the specific constraints relevant to this transaction.

3.47.4.3.2.3 Control Act and Transmission Wrappers

7035 Please see ITI TF-2x: Appendix O for details on the IHE guidelines for implementing the wrappers. Table 3.47.4.3.2-1 contains the Transmission and Control Act wrappers used for this interaction, and the associated constraints.

Table 3.47.4.3.2-1: Wrappers and Constraints

Transmission Wrapper	Trigger Event Control Act Wrapper
MCCI_MT000300UV01 – Send Application Acknowledgement	QUQI_MT000001UV01 – Query Control Act Request Continue / Cancel
The value of interactionId SHALL be set to QUQI_IN000003UV01 The value of processingModeCode SHALL be set to T The acceptAckCode SHALL be set to AL There SHALL be only one receiver Device The Acknowledgement.typeCode SHALL be set to AA The TargetMessage.id SHALL be the message ID of the immediately preceding Query response message	The trigger event code in ControlActProcess.code SHALL be set to PRPA_TE000003UV01 QueryContinuation.queryId SHALL be set to the original query identifier

The composite message schemas which describe the full payload of this interaction, including the wrappers, can be found online on the IHE FTP site, see ITI TF-2x: Appendix W (the schemas

7040 from the HL7 V3 2008 Normative Edition can be found at
[Edition2008/processable/multicacheschemas/QUOI_IN000003UV01.xsd](http://www.hl7.org/standard/2008/editions/2008/processable/multicacheschemas/QUOI_IN000003UV01.xsd)

3.47.4.3.2.4 Web Services Types and Messages

The Query Continuation message will be transmitted using Web Services, according to the requirements specified in ITI TF-2x: Appendix V.

7045 The following WSDL naming conventions SHALL apply:
 query continuation -> "QUOI_IN000003UV01_Message"

The following WSDL snippet describes the type for this message:

```

...
<types>
7050 <xsd:schema elementFormDefault="qualified" targetNamespace="urn:hl7-org:v3"
xmlns:hl7="urn:hl7-org:v3">
<!-- Include the message schema -->
<xsd:import namespace="urn:hl7-org:v3"
7055 schemaLocation=" ../schema/HL7V3/NE2008/multicacheschemas/QUOI_IN000003UV01.xsd"/>
<xsd:element name="QUOI_IN000003UV01"/>
</xsd:schema>
</types>
...

```

7060 The message is described by the following snippet:

```

...
<message name="QUOI_IN000003UV01_Message">
<part element="hl7:QUOI_IN000003UV01" name="Body"/>
7065 </message>
...

```

The port types for the WSDL describing the Patient Demographics Service are described together with the expected actions of the actors which receive these messages in Section ITI TF-2b: 3.47.4.2.3.

3.47.4.3.3 Expected Actions

7070 If a number of records is specified in the *initialQuantity* of the original quantity, and the Patient Demographics Supplier supports the Continuation Option, the Patient Demographics Supplier Actor shall return an incremental response of that number of records when the number of matching records it finds exceeds the number of records specified. In subsequent query continuation messages, the Patient Demographics Consumer may specify a different number of records to be returned from now on for this query session by populating the *continuationQuantity* attribute. In addition, the consumer may specify from which record the next set of matches should start by populating the *startResultNumber* attribute. If the Patient Demographics Supplier does not support the Continuation Option and the number of matching records to the original query exceeds the number specified, then, in addition to returning up to that number of records, 7075 the Supplier shall return AE (application error) in the Acknowledgement.typeCode (transmission wrapper) and AE (application error) in QueryAck.queryResponseCode (control act wrapper). 7080

7085 The Patient Demographics Supplier shall always populate the *resultTotalQuantity*, *resultCurrentQuantity*, and *resultRemainingQuantity* in the *QueryAck* class. This information will indicate to the Patient Demographics Consumer whether there are any remaining records to be returned in subsequent continuations.

The Patient Demographics Consumer shall indicate a query session cancellation by sending a continuation message, and setting the continuationQuantity attribute to 0, and setting the statusCode to "aborted". In such case, the Patient Demographics Supplier shall respond with an Accept Acknowledgement (as described in ITI TF-2x: Appendix O).

7090 Sending a query cancellation message is optional. The Patient Demographics Supplier may simply not send any continuation messages once a record has been selected. How long the Patient Demographic Supplier retains query results (for incremental response) is an implementation decision and therefore beyond the scope of IHE.

3.47.4.3.3.1 Web Services Port Type and Binding Definitions

7095 This information is part of the specification of the Patient Demographics Query response in ITI TF-2b: 3.47.4.2.3.1.

An informative WSDL for the Patient Demographics Supplier implementing the PDQV3 Profile is available online on the IHE FTP site, see ITI TF-2x: Appendix W.

3.47.4.2.3.2 Message Examples

7100 Message examples can be found online on the IHE FTP site, see ITI TF-2x: Appendix W.

3.47.5 Security Requirements

No transaction specific security considerations.

3.47.5.1 Audit Record Considerations

7105 When grouped with ATNA Secure Node or Secure Application actors, this transaction is to be audited as "Query Information" event, as defined in ITI TF-2a: Table 3.20.6-1. The following tables show items that are required to be part of the audit record for this transaction.

3.47.5.1.1 Patient Demographics Consumer audit message:

	Field Name	Opt	Value Constraints
Event	EventID	M	EV(110112, DCM, "Query")

	EventActionCode	M	“E” (Execute)
	EventDateTime	M	not specialized
	EventOutcomeIndicator	M	not specialized
	EventTypeCode	M	EV(“ITI-47”, “IHE Transactions”, “Patient Demographics Query”)
Source (Patient Demographics Consumer) (1)			
Human Requestor (0..n)			
Destination (Patient Demographics Supplier) (1)			
Audit Source (Patient Demographics Consumer) (1)			
Patient (0..n)			
Query Parameters(1)			

7110 Where:

Source AuditMessage/ ActiveParticipant	UserID	M	the content of the <wsa:ReplyTo/> element
	AlternativeUserID	M	the process ID as used within the local operating system in the local system logs.
	UserName	U	not specialized
	UserIsRequestor	U	not specialized
	RoleIDCode	M	EV(110153, DCM, “Source”)
	NetworkAccessPointTypeCode	M	“1” for machine (DNS) name, “2” for IP address
	NetworkAccessPointID	M	the machine name or IP address, as specified in RFC 3881.

Human Requestor (if known) AuditMessage/ ActiveParticipant	UserID	M	identity of the human that initiated the transaction.
	AlternativeUserID	U	not specialized
	UserName	U	not specialized
	UserIsRequestor	U	not specialized
	RoleIDCode	U	Access Control role(s) the user holds that allows this transaction.
	NetworkAccessPointTypeCode	NA	
	NetworkAccessPointID	NA	

Destination AuditMessage/ ActiveParticipant	UserID	M	SOAP endpoint URI
	AlternativeUserID	U	not specialized
	UserName	U	not specialized
	UserIsRequestor	M	“false”
	RoleIDCode	M	EV(110152, DCM, “Destination”)
	NetworkAccessPointTypeCode	M	“1” for machine (DNS) name, “2” for IP address
	NetworkAccessPointID	M	the machine name or IP address, as specified in RFC 3881.

Audit Source AuditMessage/ AuditSourceIdentification	AuditSourceID	U	not specialized.
	AuditEnterpriseSiteID	U	not specialized
	AuditSourceTypeCode	U	not specialized

7115

Patient <small>(AuditMessage/ ParticipantObjectIdentif ication)</small>	ParticipantObjectTypeCode	M	“1” (Person)
	ParticipantObjectTypeCodeRole	M	“1” (Patient)
	<i>ParticipantObjectDataLifeCycle</i>	<i>U</i>	<i>not specialized</i>
	ParticipantObjectIDTypeCode	M	EV(2, RFC-3881, “Patient Number”)
	<i>ParticipantObjectSensitivity</i>	<i>U</i>	<i>not specialized</i>
	ParticipantObjectID	M	The patient ID in HL7 CX format (see ITI TF-2x: appendix E).
	<i>ParticipantObjectName</i>	<i>U</i>	<i>not specialized</i>
	<i>ParticipantObjectQuery</i>	<i>U</i>	<i>not specialized</i>
<i>ParticipantObjectDetail</i>	<i>U</i>	<i>not specialized</i>	

Query Parameters <small>(AuditMessage/ ParticipantObjectIdentif ication)</small>	ParticipantObjectTypeCode	M	“2” (system object)
	ParticipantObjectTypeCodeRole	M	“24” (query)
	<i>ParticipantObjectDataLifeCycle</i>	<i>U</i>	<i>not specialized</i>
	ParticipantObjectIDTypeCode	M	EV(“ITI-47”, “IHE Transactions”, “Patient Demographics Query”)
	<i>ParticipantObjectSensitivity</i>	<i>U</i>	<i>not specialized</i>
	ParticipantObjectID	<i>U</i>	<i>not specialized</i>
	<i>ParticipantObjectName</i>	<i>U</i>	<i>not specialized</i>
	<i>ParticipantObjectQuery</i>	M	the QueryByParameter segment of the query, base64 encoded
<i>ParticipantObjectDetail</i>	<i>U</i>	<i>not specialized</i>	

3.47.5.1.2 Patient Demographics Source audit message:

	Field Name	Opt	Value Constraints
Event <small>AuditMessage/ EventIdentification</small>	EventID	M	EV(110112, DCM, “Query”)
	EventActionCode	M	“E” (Execute)
	<i>EventDateTime</i>	<i>M</i>	<i>not specialized</i>
	<i>EventOutcomeIndicator</i>	<i>M</i>	<i>not specialized</i>
	EventTypeCode	M	EV(“ITI-47”, “IHE Transactions”, “Patient Demographics Query”)
Source (Patient Demographics Consumer) (1)			
Destination (Patient Demographics Supplier) (1)			
Audit Source (Patient Demographics Supplier) (1)			
Patient (0..n)			
Query Parameters(1)			

Where:

Source <small>AuditMessage/ ActiveParticipant</small>	UserID	M	the content of the <wsa:ReplyTo/> element
	<i>AlternativeUserID</i>	<i>U</i>	<i>not specialized</i>
	<i>UserName</i>	<i>U</i>	<i>not specialized</i>
	UserIsRequestor	<i>U</i>	<i>not specialized</i>
	RoleIDCode	M	EV(110153, DCM, “Source”)
	NetworkAccessPointTypeCode	M	“1” for machine (DNS) name, “2” for IP address
	NetworkAccessPointID	M	the machine name or IP address, as specified in RFC 3881.

Destination	UserID	M	SOAP endpoint URI
	<i>AlternativeUserID</i>	M	the process ID as used within the local operating system in the local system logs.
	<i>UserName</i>	U	<i>not specialized</i>
	UserIsRequestor	M	“false”
	RoleIDCode	M	EV(110152, DCM, “Destination”)
	NetworkAccessPointTypeCode	M	“1” for machine (DNS) name, “2” for IP address
	NetworkAccessPointID	M	the machine name or IP address, as specified in RFC 3881.

Audit Source AuditMessage/ AuditSourceIdentification	<i>AuditSourceID</i>	U	<i>not specialized.</i>
	<i>AuditEnterpriseSiteID</i>	U	<i>not specialized</i>
	<i>AuditSourceTypeCode</i>	U	<i>not specialized</i>

Patient (AuditMessage/ ParticipantObjectIdentification)	ParticipantObjectTypeCode	M	“1” (Person)
	ParticipantObjectTypeCodeRole	M	“1” (Patient)
	<i>ParticipantObjectDataLifeCycle</i>	U	<i>not specialized</i>
	ParticipantObjectIDTypeCode	M	EV(2, RFC-3881, “Patient Number”)
	<i>ParticipantObjectSensitivity</i>	U	<i>not specialized</i>
	ParticipantObjectID	M	The patient ID in HL7 CX format (see ITI TF-2x: appendix E).
	<i>ParticipantObjectName</i>	U	<i>not specialized</i>
	<i>ParticipantObjectQuery</i>	U	<i>not specialized</i>
<i>ParticipantObjectDetail</i>	U	<i>not specialized</i>	

Query Parameters (AuditMessage/ ParticipantObjectIdentification)	ParticipantObjectTypeCode	M	“2” (system object)
	ParticipantObjectTypeCodeRole	M	“24” (query)
	<i>ParticipantObjectDataLifeCycle</i>	U	<i>not specialized</i>
	ParticipantObjectIDTypeCode	M	EV(“ITI-47”, “IHE Transactions”, “Patient Demographics Query”)
	<i>ParticipantObjectSensitivity</i>	U	<i>not specialized</i>
	<i>ParticipantObjectID</i>	U	<i>not specialized</i>
	<i>ParticipantObjectName</i>	U	<i>not specialized</i>
	<i>ParticipantObjectQuery</i>	M	the QueryByParameter segment of the query, base64 encoded
<i>ParticipantObjectDetail</i>	U	<i>not specialized</i>	

7125

3.48 Retrieve Value Set

This section corresponds to Transaction ITI-48 of the IHE IT Infrastructure Technical Framework. The Value Set Consumer and Value Set Repository Actors use transaction ITI-48.

3.48.1 Scope

7130 This transaction is used by the Value Set Consumer to retrieve an Expanded Value Set from the Value Set Repository. The Value Set Consumer has previously obtained the Expanded Value Set OID by means outside of the scope of this transaction. ITI TF-2x: Appendix B has further information about obtaining and managing OIDs which are used as the Value Set Unique ID.

3.48.2 Use case roles

7135

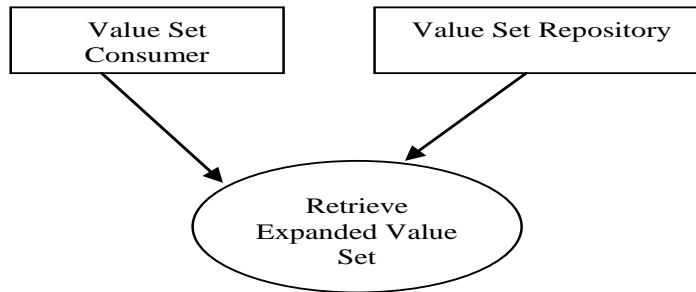


Figure 3.48.2-1: Use Case Roles

SVS Actors:

7140

- Actor:** Value Set Consumer
- Role:** Obtains an Expanded Value Set
- Actor:** Value Set Repository
- Role:** Provides an Expanded Value Set

7145

3.48.3 Referenced Standards

The referenced standard can be seen in *Table 3.48.3-1 Referenced Standards*.

Table 3.48.3-1: Referenced Standards

Appendix V	ITI TF-2x: Appendix V Web Services for IHE Transactions Contains references to all Web Services standards and requirements of use
HL7 v3 Data Type XML ITS	HL7 Version 3 Standard: XML Implementation Technology Specifications – Data Types, R1
HTTP 1.1	IETF RFC 2616: Hypertext Transfer Protocol – HTTP 1.1

3.48.4 Interaction Diagram

7150

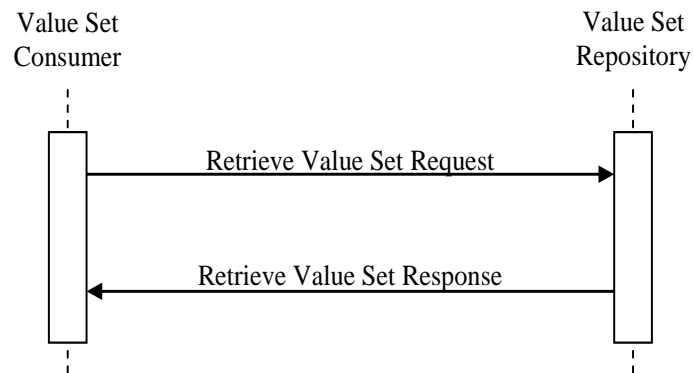


Figure 3.48.4-1: Interaction Diagram

3.48.4.1 Retrieve Value Set Request

3.48.4.1.1 Trigger Events

7155 Having obtained the Value Set OID, the Value Set Consumer will send the Retrieve Value Set Request to the Value Set Repository.

3.48.4.1.2 Message Semantics

The Retrieve Value Set Request shall carry the following information:

- 7160 • A required `id`, representing the Value Set OID that identifies the Expanded Value Set within the Repository.
- An optional `version` that identifies a specific version of the Expanded Value Set. If no version is specified, the Value Set Consumer is requesting the most recent version of the Value Set
- 7165 • An optional `lang` parameter indicating the requested language locale for the `displayName` of the Value Set Concepts. (Note: in the SOAP binding, this parameter is represented via the `xml:lang` XML attribute)

ITI TF-2b: 3.48.5 describes the Web Services protocol requirements and the format of the message in full detail.

3.48.4.1.3 Expected Actions

7170 When receiving a Retrieve Value Set Request, a Value Set Repository shall generate a Retrieve Value Set Response containing the Expanded Value Set that corresponds to the request parameters, or an error code if the Value Set could not be retrieved. If no version is specified in the Request, then the most recent version shall be returned.

7175 The Value Set Repository shall support both the SOAP and HTTP bindings for this transaction. If the Value Set Consumer sends the request using the SOAP binding, the Value Set Repository shall respond using the SOAP binding. If the Value Set Consumer sends the request using the HTTP binding, the Value Set Repository shall respond using the HTTP binding.

3.48.4.2 Retrieve Value Set Response

3.48.4.2.1 Trigger Events

7180 This message will be triggered by a Retrieve Value Set Request Message.

3.48.4.2.2 Message Semantics

The Retrieve Value Set Response Message shall carry the following information for the returned Expanded Value Set:

- 7185
 - A required `id`, representing the Value Set OID that identifies the Value Set within the Value Set Repository. This OID shall be the same as the Value Set OID in the received Retrieve Value Set Request Message.
 - A required `displayName` that can be used for display purposes.
 - An optional `version` that shall be present if the Expanded Value Set has a version, that identifies the specific version of the Value Set returned.
- 7190
 - An optional `cacheExpirationHint` indicating that the Value Set Consumer is not expected to change before this date and time. If the request and the response use the HTTP binding, this information shall be also present in the HTTP *Expire* header of the response. For details, please see Sec. 14.21 of IETF RFC2616.
- 7195
 - One or more `ConceptList`, which provides the Concepts of the Expanded Value Set. If there are multiple translations of the Value Set, each translation is returned as a separate `ConceptList`, where only the `displayName` of each Concept, and the language locale represented by `xml:lang` are different.

For each Value Set Concept, the following is returned. These requirements override the requirements of the HL7 schema rules for the CE data type where they conflict.

- 7200
 - A required `code` (a code that uniquely identifies a class or concept within the context of a code system)
 - A required `displayName` (the name of the concept)
 - A required `codeSystem` (the terminology the concept comes from)
 - An optional `codeSystemVersion`. (the version of the terminology the concept comes from)
- 7205

Section 3.48.5 describes the Web Services requirements and the format of the message in full detail.

3.48.4.2.3 Expected Actions

A Value Set Repository shall return the Expanded Value Set indicated in the request.

- 7210 If the Value Set Consumer requested a specific language locale, the Value Set Repository shall return only the requested translation of the Expanded Value Set. If the Value Set Consumer did not request a specific language locale, the Value Set Repository shall return all known

translations of the Expanded Value Set. This is the only case where more than one
 7215 ConceptList XML element shall be permitted. The ConceptList shall have the same code
 values for the Value Set in question; the displayName may have a different value appropriate to
 the locale.

The Value Set Repository shall return the Expanded Value Set or an error code in case the Value
 Set could not be expanded. The following error responses may be returned:

1. For the SOAP binding:

- 7220 a. A SOAP fault, whose code value is NAV, with the reason being: “Unknown value
 set”.
- b. A SOAP fault, whose code value is VERUNK, with the reason being: “Version
 unknown”.

2. For the HTTP binding:

- 7225 a. An HTTP status code of 404, with an HTTP Warning header containing warn-
 code of 111, and warn-text of “NAV: Unknown value set”. See sections 10.4.5
 and 14.46 of IETF RFC 2616 for more information.
- 7230 b. An HTTP status code of 404, with an HTTP Warning header containing warn-
 code of 112, and warn-text of “VERUNK: Version unknown”. See sections 10.4.5
 and 14.46 of IETF RFC 2616 for more information.

3.48.5 Protocol Requirements

The protocol for the Retrieve Value Set transaction describes two bindings. The first is based on
 SOAP 1.2, and the second is an HTTP binding. The relevant XML namespace definitions can be
 seen in *Table 3.48.5-1 WSDL Namespace Definitions*.

7235

Table 3.48.5-1: WSDL Namespace Definitions

soap12	http://schemas.xmlsoap.org/wsdl/soap12/
wsaw	http://www.w3.org/2006/05/addressing/wsdl/
xsd	http://www.w3.org/2001/XMLSchema
ihe	urn:ihe:iti:svs:2008

3.48.5.1 SOAP Binding

Value Set Consumers which support the SOAP Binding Option shall follow the rules for Web
 Services transactions outlined in ITI TF-2x: Appendix V. These are the requirements for the
 7240 Retrieve Value Set transaction presented in the order in which they would appear in the WSDL
 definition:

The following types shall be imported (xsd:import) in the /definitions/types section:

namespace="urn:ihe:iti:svs:2008", schema="SVS.xsd"

7245 The /definitions/message/part/@element attribute of the Retrieve Value Set
 Request message shall be defined as “ihe:RetrieveValueSetRequest”

The `/definitions/message/part/@element` attribute of the Retrieve Value Set Response message shall be defined as “`ihe:RetrieveValueSetResponse`”

7250 The `/definitions/portType/operation/input/@wsaw:Action` attribute for the Retrieve Value Set Request message shall be defined as “`urn:ihe:iti:2008:RetrieveValueSet`”

The `/definitions/portType/operation/output/@wsaw:Action` attribute for the Retrieve Value Set Response message shall be defined as “`urn:ihe:iti:2008:RetrieveValueSetResponse`”

7255 The `/definitions/binding/operation/soap12:operation/@soapAction` attribute shall be defined as “`urn:ihe:iti:2008:RetrieveValueSet`”

These are the requirements that affect the wire format of the SOAP message. The other WSDL properties are only used within the WSDL definition and do not affect interoperability. Full sample request and response messages are in ITI TF-2b: 3.48.5.3 Sample SOAP Message.

7260 Within the request message payload the `<ihe:RetrieveValueSetRequest/>` element is defined as:

- A required `/ihe:RetrieveValueSetRequest/ihe:ValueSet` element
- A required `/ihe:RetrieveValueSetRequest/ihe:ValueSet@id` attribute that contains the ID of the requested Value Set within the Value Set Repository. The Value Set ID shall be formatted as an ISO OID.

7265

- An optional `/ihe:RetrieveValueSetRequest/ihe:ValueSet@displayName` attribute
- An optional `/ihe:RetrieveValueSetRequest/ihe:ValueSet@version` attribute.

7270

- An optional `/ihe:RetrieveValueSetRequest/ihe:ValueSet+xml:lang` attribute.

Value Set Repositories shall include within the response message payload for the SOAP Binding Option the `<ihe:RetrieveValueSetResponse/>` element which contains:

An optional `/ihe:RetrieveValueSetResponse@cacheExpirationHint` attribute, indicating that the Value Set Consumer should obtain a new copy before this date and time.

7275 A required `/ihe:RetrieveValueSetResponse/ihe:ValueSet` element, containing

- a required `/ihe:RetrieveValueSetResponse/ihe:ValueSet@id` attribute
- a required `/ihe:RetrieveValueSetResponse/ihe:ValueSet@displayName` attribute
- an optional `/ihe:RetrieveValueSetResponse/ihe:ValueSet@version` attribute

7280

- one or more
/ihe:RetrieveValueSetResponse/ihe:ValueSet/ihe:ConceptList
element, containing:
- 7285 • /ihe:RetrieveValueSetResponse/ihe:ValueSet/ihe:ConceptList/
xml:lang attribute, representing the language locale of the Concept's display names
- one or more
/ihe:RetrieveValueSetResponse/ihe:ValueSet/ihe:ConceptList/
ihe:Concept elements, representing the concepts within the value set.

The <ihe:Concept/> element is defined as being of the HL7 V3 CE data type.

7290 The only occurrence of more than one ConceptList element in a response message shall be for the purpose of returning multiple language representations of the same value set.

A full XML Schema Document for the SVS types is available on the IHE ftp site (see ITI TF-2x: Appendix W).

3.48.5.2 HTTP Binding

7295 Value Set Consumers which support the HTTP Binding Option shall use the GET method as defined in IETF RFC2616 for the Retrieve Value Set Request.

3.48.5.2.1 Request Parameters

7300 There are three input parameters, to be provided as part of the URL in the GET request. The parameter values have identical meaning to the ones described in the SOAP binding. These are described in Table 3.48.5.2.1-1.

Table 3.48.5.2.1-1: The Request Parameters in the RetrieveMultipleValueSets request

Parameter	Optionality	Note
Id	Required	Unique identifier of the Value Set.
Version	Optional	The Value Set version.
lang	Optional	The language locale of the Value Set. If present, it shall be encoded as a string from the set of languages listed in IETF RFC5646 (identical to the values of xml:lang, described in the SOAP binding). If present, the Accept-Language field of the HTTP Header may also contain the same value (see Section 14.4 of IETF RFC2616).

The full URL for the HTTP binding looks as follows:

7305 <https://example.com/RetrieveValueSet?id=1.2.840.10008.6.1.308&version=20061023&lang=en-US>

Note: "en-US" will not match "en". For applications that need a more sophisticated user sensitive language matching capability, omitting the lang parameter will return all languages so that the application can make a determination of which language best fits the current user.

7310 3.48.5.2.2 HTTP Response

Value Set Repositories shall format the response to the HTTP GET operation as an HTTP response message as defined in IETF RFC2616.

The Content-Type field of the HTTP header shall be “text/xml” (see Section 14.4 of IETF RFC2616).

7315 The content of the HTTP response message shall be an XML encoded Expanded Value Set that complies with the SVS schema. The XML format shall be identical to the body of the SOAP response described in the SOAP binding. The Expanded Value Set shall correspond to the Values Set identified by the Value Set Unique ID in the *id* parameter, the Value Set Version in the *version* parameter, and the language in the *lang* parameter.

7320 An informative WSDL file containing both SOAP and HTTP bindings for the Value Set Repository Actor can be found on the IHE ftp site (see ITI TF-2x: Appendix W).

3.48.5.3 Sample SOAP Messages

The samples in the following two sections show a typical SOAP request and its corresponding SOAP response. The sample messages also show the WS-Addressing headers <Action/>, <MessageID/>, <ReplyTo/>...; these WS-Addressing headers are populated according to the W3C WS-Addressing standard.

7325

All of the samples presented in this section are also available online on the IHE FTP site (see ITI TF-2x: Appendix W).

3.48.5.3.1 Sample Retrieve Value Set SOAP Request

7330

```
<?xml version="1.0" encoding="UTF-8"?>
<s:Envelope xmlns:s="http://www.w3.org/2003/05/soap-envelope"
  xmlns:a="http://www.w3.org/2005/08/addressing">
  <s:Header>
    <a:Action s:mustUnderstand="1">urn:ihe:iti:2008:RetrieveValueSet</a:Action>
    <a:MessageID>urn:uuid:0fbfdced-6c01-4d09-a110-2201afedaa02</a:MessageID>
    <a:ReplyTo>
      <a:Address>http://www.w3.org/2005/08/addressing/anonymous</a:Address>
    </a:ReplyTo>
    <a:To s:mustUnderstand="1">http://valuesetrepository/</a:To>
  </s:Header>
  <s:Body>
    <RetrieveValueSetRequest xmlns:xsi="http://www.w3.org/2001/XMLSchema-instance"
      xmlns="urn:ihe:iti:svs:2008">
      <ValueSet id="1.2.840.10008.6.1.308" xml:lang="en-EN"/>
    </RetrieveValueSetRequest>
  </s:Body>
</s:Envelope>
```

7335

7340

7345

3.48.5.3.2 Sample Retrieve Value Set SOAP Response

7350

```
<?xml version="1.0" encoding="UTF-8"?>
<s:Envelope xmlns:a="http://www.w3.org/2005/08/addressing"
  xmlns:s="http://www.w3.org/2003/05/soap-envelope">
  <s:Header>
```

```

7355     <a:Action
s:mustUnderstand="1">urn:ihe:iti:2008:RetrieveValueSetResponse</a:Action>
       <a:RelatesTo>urn:uuid:0fbfdced-6c01-4d09-a110-2201afedaa02</a:RelatesTo>
       </s:Header>
7360     <s:Body>
       <RetrieveValueSetResponse xmlns:xsi="http://www.w3.org/2001/XMLSchema-
instance"
       xmlns="urn:ihe:iti:svs:2008" cacheExpirationHint="2008-08-15T00:00:00-
05:00">
       <ValueSet id="1.2.840.10008.6.1.308"
       displayName="Common Anatomic Regions Context ID 4031"
7365     version="20061023">
       <ConceptList xml:lang="en-US">
       <Concept code="T-D4000" displayName="Abdomen"
7370     codeSystem="2.16.840.1.113883.6.5"/>
       <Concept code="R-FAB57" displayName="Abdomen and Pelvis"
codeSystem="2.16.840.1.113883.6.5"/>
       <Concept code="T-15420" displayName="Acromioclavicular joint"
codeSystem="2.16.840.1.113883.6.5"/>
7375     <Concept code="T-15750" displayName="Ankle joint "
codeSystem="2.16.840.1.113883.6.5"/>
       <Concept code="T-280A0" displayName="Apex of Lung"
codeSystem="2.16.840.1.113883.6.5"/>
7380     <Concept code="T-D8200" displayName="Arm"
codeSystem="2.16.840.1.113883.6.5"/>
       <Concept code="T-60610" displayName="Bile Duct "
codeSystem="2.16.840.1.113883.6.5"/>
7385     <Concept code="T-74000" displayName="Bladder"
codeSystem="2.16.840.1.113883.6.5"/>
       <Concept code="T-04000" displayName="Breast "
codeSystem="2.16.840.1.113883.6.5"/>
       <Concept code="T-26000" displayName="Bronchus"
codeSystem="2.16.840.1.113883.6.5"/>
7390     <Concept code="T-12770" displayName="Calcaneus"
codeSystem="2.16.840.1.113883.6.5"/>
       <Concept code="T-11501" displayName="Cervical spine"
codeSystem="2.16.840.1.113883.6.5"/>
       </ConceptList>
       </ValueSet>
7395     </RetrieveValueSetResponse>
     </s:Body>
</s:Envelope>

```

3.48.6 Security Requirements

For security considerations please consult ITI TF-1: 21.4.

7400 Audit trails shall be configurable to record access to a selected list of Value Sets.

3.48.6.1 Audit Record Considerations

The Retrieve Value Set Transaction is an Import/Export event, as defined in *Table 3.48.6.1.1 Value Set Consumer audit message* and in *Table 3.48.6.1.2 Value Set Repository audit message*, with the following exceptions.

7405

3.48.6.1.1 Value Set Consumer audit message:

	Field Name	Opt	Value Constraints
Event AuditMessage/ EventIdentification	EventID	M	EV(110107, DCM, "Import")
	EventActionCode	M	"C" (Create) or "U" (Update)
	EventDateTime	M	not specialized
	EventOutcomeIndicator	M	not specialized
	EventTypeCode	M	EV("ITI-48", "IHE Transactions", "Retrieve Value Sets") or EV("ITI-60", "IHE Transactions", "Retrieve Multiple Value Sets")
Source (Value Set Repository) (1)			
Human Requestor (0..n)			
Destination (Value Set Consumer) (1)			
Human Requestor (0..n)			
Audit Source (Value Set Consumer) (1)			
ValueSetInstance (1)			

Where:

	Field Name	Opt	Value Constraints
Source AuditMessage/ ActiveParticipant	UserID	M	Repository HTTP or SOAP endpoint URI
	AlternativeUserID	U	not specialized
	UserName	U	not specialized
	UserIsRequestor	M	"false"
	RoleIDCode	M	EV(110153, DCM, "Source")
	NetworkAccessPointTypeCode	M	"1" for machine (DNS) name, "2" for IP address
	NetworkAccessPointID	M	The machine name or IP address, as specified in RFC 3881.

	Field Name	Opt	Value Constraints
Destination AuditMessage/ ActiveParticipant	UserID	C	When WS-Addressing is used: <ReplyTo/>
	AlternativeUserID	M	the process ID as used within the local operating system in the local system logs.
	UserName	U	not specialized
	UserIsRequestor	U	not specialized
	RoleIDCode	M	EV(110152, DCM, "Destination")
	NetworkAccessPointTypeCode	M	"1" for machine (DNS) name, "2" for IP address
	NetworkAccessPointID	M	The machine name or IP address, as specified in RFC 3881.

	Field Name	Opt	Value Constraints
Human Requestor (if known) AuditMessage/ ActiveParticipant	UserID	M	Identity of the human that initiated the transaction.
	AlternativeUserID	U	not specialized
	UserName	U	not specialized
	UserIsRequestor	M	"false"
	RoleIDCode	U	Access Control role(s) the user holds that allows this transaction.

	Field Name	Opt	Value Constraints
Audit Source AuditMessage/ AuditSourceIdentification	AuditSourceID	U	not specialized.
	AuditEnterpriseSiteID	U	not specialized
	AuditSourceTypeCode	U	not specialized

7410

Value Set Instance <small>(AuditMessage/ ParticipantObjectIdentif ication)</small>	ParticipantObjectTypeCode	M	"2" (System)
	ParticipantObjectTypeCodeRole	M	"3" (Report)
	<i>ParticipantObjectDataLifeCycle</i>	<i>U</i>	<i>not specialized</i>
	ParticipantObjectTypeCode	M	EV(9, RFC-3881, "Report Number")
	<i>ParticipantObjectSensitivity</i>	<i>U</i>	<i>not specialized</i>
	ParticipantObjectID	M	The value of <Value Set Unique ID>
	ParticipantObjectName	O	The value of <Value Set name>
	<i>ParticipantObjectQuery</i>	<i>U</i>	<i>not specialized</i>
ParticipantObjectDetail	O	The value of <Value Set Version>	

3.48.6.1.2 Value Set Repository audit message:

	Field Name	Opt	Value Constraints
Event <small>AuditMessage/ EventIdentification</small>	EventID	M	EV(110106, DCM, "Export")
	EventActionCode	M	"R" (Read)
	<i>EventDateTime</i>	<i>M</i>	<i>not specialized</i>
	<i>EventOutcomeIndicator</i>	<i>M</i>	<i>not specialized</i>
	EventTypeCode	M	EV("ITI-48", "IHE Transactions", "Retrieve Value Sets") or EV("ITI-60", "IHE Transactions", "Retrieve Multiple Value Sets")
Source (Value Set Repository) (1)			
Human Requestor (0..n)			
Destination (Value Set Consumer) (1)			
Human Requestor (0..n)			
Audit Source (Value Set Source) (1)			
ValueSetInstance (1)			

Where:

Source <small>AuditMessage/ ActiveParticipant</small>	UserID	M	the process ID as used within the local operating system in the local system logs.
	AlternativeUserID	U	Repository HTTP or SOAP endpoint URI
	<i>UserName</i>	<i>U</i>	<i>not specialized</i>
	UserIsRequestor	M	"false"
	RoleIDCode	M	EV(110153, DCM, "Source")
	NetworkAccessPointTypeCode	M	"1" for machine (DNS) name, "2" for IP address
	NetworkAccessPointID	M	The machine name or IP address, as specified in RFC 3881.

Destination <small>AuditMessage/ ActiveParticipant</small>	UserID	C	When WS-Addressing is used, the contents of the <ReplyTo/> field; otherwise not specialized
	<i>AlternativeUserID</i>	<i>U</i>	<i>not specialized</i>
	<i>UserName</i>	<i>U</i>	<i>not specialized</i>
	<i>UserIsRequestor</i>	<i>U</i>	<i>not specialized</i>
	RoleIDCode	M	EV(110152, DCM, "Destination")
	NetworkAccessPointTypeCode	M	"1" for machine (DNS) name, "2" for IP address

7415

	NetworkAccessPointID	M	The machine name or IP address, as specified in RFC 3881.
--	----------------------	---	---

Human Requestor (if known such as through XUA) <small>AuditMessage/ ActiveParticipant</small>	UserID	M	Identity of the human that initiated the transaction.
	<i>AlternativeUserID</i>	<i>U</i>	<i>not specialized</i>
	<i>UserName</i>	<i>U</i>	<i>not specialized</i>
	UserIsRequestor	M	“false”
	RoleIDCode	U	Access Control role(s) the user holds that allows this transaction.

Audit Source <small>AuditMessage/ AuditSourceIdentification</small>	<i>AuditSourceID</i>	<i>U</i>	<i>Not specialized.</i>
	<i>AuditEnterpriseSiteID</i>	<i>U</i>	<i>not specialized</i>
	<i>AuditSourceTypeCode</i>	<i>U</i>	<i>not specialized</i>

Value Set Instance <small>(AuditMessage/ ParticipantObjectIdentification)</small>	ParticipantObjectTypeCode	M	“2” (System)
	ParticipantObjectTypeCodeRole	M	“3” (Report)
	<i>ParticipantObjectDataLifeCycle</i>	<i>U</i>	<i>not specialized</i>
	ParticipantObjectIDTypeCode	M	EV(9, RFC-3881, “Report Number”)
	<i>ParticipantObjectSensitivity</i>	<i>U</i>	<i>not specialized</i>
	ParticipantObjectID	M	The value of <Value Set Unique ID>
	ParticipantObjectName	O	The value of <Value Set name>
	<i>ParticipantObjectQuery</i>	<i>U</i>	<i>not specialized</i>
	ParticipantObjectDetail	M	The value of <Value Set Version>

3.49 Convey Printed Referral Request

7420 This transaction has been retired in favor of use of the Cross-Enterprise Document Workflow (XDW) Profile.

3.50 Request Referral

This transaction has been retired in favor of use of the Cross-Enterprise Document Workflow (XDW) Profile.

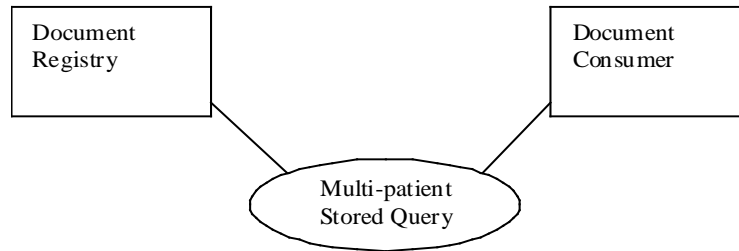
7425 3.51 Multi-Patient Stored Query

This section corresponds to Transaction ITI-51 of the IHE Technical Framework. Transaction ITI-51 is used by the Document Consumer and Document Registry actors.

3.51.1 Scope

7430 The Multi-Patient Stored Query supports a variety of queries for multiple patients. It is based on the Registry Stored Query transaction [ITI-18]. The main difference is the set of queries, which is specified in this transaction.

3.51.2 Use Case Roles



Actor: Document Consumer

7435 **Role:** Issues a Multi-Patient Stored Query to retrieve metadata based on criteria common to multiple patients

Actor: Document Registry

Role: Responds to a Multi-Patient Stored Query by providing the metadata or object references of registry objects which satisfy the query parameters

7440 3.51.3 Referenced Standard

Implementers of this transaction shall comply with all requirements described in ITI TF-2x: Appendix V Web Services for IHE Transactions.

ebRIM OASIS ebXML Registry Information Model v3.0

ebRS OASIS ebXML Registry Services Specifications v3.0

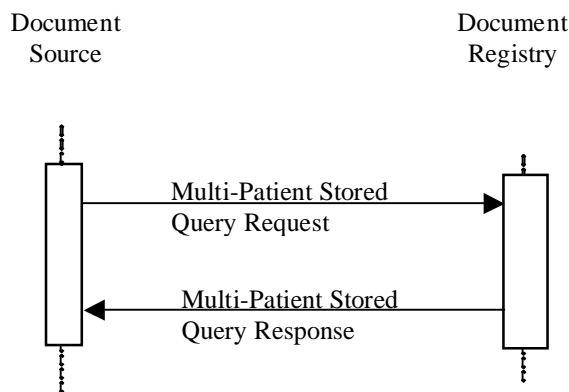
7445 ITI TF-2a: 3.18 ITI-18 Registry Stored Query

ITI TF-2x: Appendix V: Web Services for IHE Transactions

Contains references to all Web Services standards and requirements of use

ITI TF-3: 4 Metadata used in Document Sharing profiles

3.51.4 Interaction Diagram



7450

3.51.4.1 Multi-Patient Stored Query Request

This is a query request from the Document Consumer to the Document Registry. The query request contains:

- A reference to a pre-defined query stored on the Document Registry Actor
- Parameters to the query

7455

3.51.4.1.1 Trigger Events

The message is initiated when a Document Consumer wants to query for metadata based on criteria spanning multiple patients (multiple Patient IDs).

3.51.4.1.2 Message Semantics

7460 The message semantics are identical to those documented for the Registry Stored Query [ITI-18] transaction except where noted below. The following sections document the differences.

Document Source and Document Registry actors that support the Asynchronous Web Services Exchange Option shall support Asynchronous Web Services requirements as defined in ITI TF-2x: V.5.

7465

3.51.4.1.2.1 Query Definitions

This transaction defines the following Stored Queries that may query for multiple Patient Ids.

3.51.4.1.2.1.1 FindDocumentsForMultiplePatients

This Multi-Patient Query is semantically identical to the FindDocuments Stored Query (see ITI TF-2a: 3.18.4.1.2.3.7.1) except:

7470

- \$XDSDocumentEntryPatientId is optional (may have zero values).
- \$XDSDocumentEntryPatientId may contain multiple values.
- At least one of the ClassCode, EventCodeList, or HealthcareFacilityTypeCode shall be specified in the provided set of parameters.

Returns: XDSDocumentEntry or ObjectRef objects matching the query parameters

7475

Parameter Name	Attribute	Opt	Mult
\$XDSDocumentEntryPatientId	XDSDocumentEntry.patientId	O	M
\$XDSDocumentEntryClassCode ^{1 2}	XDSDocumentEntry.classCode	O	M
\$XDSDocumentEntryTypeCode ¹	XDSDocumentEntry.typeCode	O	M
\$XDSDocumentEntryPracticeSettingCode ¹	XDSDocumentEntry.practiceSettingCode	O	M
\$XDSDocumentEntryCreationTimeFrom	Lower value of XDSDocumentEntry.creationTime	O	--
\$XDSDocumentEntryCreationTimeTo	Upper value of XDSDocumentEntry.	O	--

Parameter Name	Attribute	Opt	Mult
	creationTime		
\$XDSDocumentEntryServiceStartTimeFrom	Lower value of XDSDocumentEntry.serviceStartTime	O	--
\$XDSDocumentEntryServiceStartTimeTo	Upper value of XDSDocumentEntry.serviceStartTime	O	--
\$XDSDocumentEntryServiceStopTimeFrom	Lower value of XDSDocumentEntry.serviceStopTime	O	--
\$XDSDocumentEntryServiceStopTimeTo	Upper value of XDSDocumentEntry.serviceStopTime	O	--
\$XDSDocumentEntryHealthcareFacilityTypeCode ^{1 2}	XDSDocumentEntry.healthcareFacilityTypeCode	O	M
\$XDSDocumentEntryEventCodeList ^{1 2}	XDSDocumentEntry.eventCodeList ³	O	M
\$XDSDocumentEntryConfidentialityCode ¹	XDSDocumentEntry.confidentialityCode ³	O	M
\$XDSDocumentEntryAuthorPerson ⁴	XDSDocumentEntry.author	O	M
\$XDSDocumentEntryFormatCode ¹	XDSDocumentEntry.formatCode	O	M
\$XDSDocumentEntryStatus	XDSDocumentEntry.status	R	M

¹Shall be coded according to specification in ITI TF-2a: 3.18.4.1.2.3.4 Coding of Code/Code-Scheme.

²At least one of \$XDSDocumentEntryClassCode, \$XDSDocumentEntryEventCodeList, or \$XDSDocumentEntryHealthcareFacilityTypeCode shall be specified.

7480 ³Supports AND/OR semantics as specified in ITI TF-2a: 3.18.4.1.2.3.5.

⁴The value for this parameter is a pattern compatible with the SQL keyword LIKE which allows the use of the following wildcard characters: % to match any (or no) characters and _ to match a single character. The match shall be applied to the text contained in the Value elements of the authorPerson Slot on the author Classification (value strings of the authorPerson sub-attribute)

7485 3.51.4.1.2.1.2 FindFoldersForMultiplePatients

This Multi-Patient Query is semantically identical to the FindFolders Stored Query (see ITI TF-2a: 3.18.4.1.2.3.7.3) except:

1. \$XDSTFolderPatientId is optional (may have zero values).
2. \$XDSTFolderPatientId may contain multiple values.
- 7490 3. \$XDSTFolderCodeList shall be a required parameter.

Returns: XDSTFolder or ObjectRef objects matching the query parameters

Parameter Name	Attribute	Opt	Mult
\$XDSFolderPatientId	XDSFolder.patientId	O	M
\$XDSFolderLastUpdateTimeFrom	XDSFolder.lastUpdateTime lower value	O	--
\$XDSFolderLastUpdateTimeTo	XDSFolder.lastUpdateTime upper bound	O	--
\$XDSFolderCodeList ^{1,3}	XDSFolder.codeList	R	M
\$XDSFolderStatus	XDSFolder.status	R	M

7495 ¹Shall be coded according to specification in ITI TF-2a: 3.18.4.1.2.3.4 Coding of Code/Code-Scheme.

³Supports AND/OR semantics as specified in ITI TF-2a: 3.18.4.1.2.3.5.

3.51.4.1.2.2 Multi-Patient Stored Query IDs

The following Query Ids shall be used to represent these queries.

Query Name	Query ID
FindDocumentsForMultiplePatients	urn:uuid:3d1bdb10-39a2-11de-89c2-2f44d94eaa9f
FindFoldersForMultiplePatients	urn:uuid:50d3f5ac-39a2-11de-a1ca-b366239e58df

7500 3.51.4.1.2.3 Web Services Transport

The query request and response shall be transmitted using Web Services, according to the requirements specified in ITI TF-2x: Appendix V. The specific values for the WSDL describing the Multi-Patient Stored Query Service are described in this section.

7505 The Document Registry Actor shall accept a Multi-Patient Stored Query Request formatted as a SIMPLE SOAP message and respond with a Multi-Patient Stored Query Response formatted as a SIMPLE SOAP message. The Document Consumer Actor shall generate the Multi-Patient Stored Query Request formatted as a SIMPLE SOAP message and accept a Multi-Patient Stored Query Response formatted as a SIMPLE SOAP message.

IHE-WSP201) The attribute /wsdl:definitions/@name shall be “DocumentRegistry”.

7510 The following WSDL naming conventions shall apply:

```
wsdl:definitions/@name="DocumentRegistry" :
query message      -> "MultiPatientStoredQuery_Message"
query response     -> "MultiPatientStoredQueryResponse_Message"
portType           -> "DocumentRegistry_PortType"
operation          -> "DocumentRegistry_MultiPatientStoredQuery"
SOAP 1.2 binding  -> "DocumentRegistry_Binding_Soap12"
SOAP 1.2 port     -> "DocumentRegistry_Port_Soap12"
```

7515

IHE-WSP202) The targetNamespace of the WSDL shall be “urn:ihe:iti:xds-b:2007”

7520 These are the requirements for the Multi-Patient Stored Query transaction presented in the order in which they would appear in the WSDL definition:

1. The following types shall be imported (xsd:import) in the /definitions/types section:
 1. namespace="urn:oasis:names:tc:ebxml-regrep:xsd:query:3.0",
schemaLocation="query.xsd"
- 7525 2. The /definitions/message/part/@element attribute of the Multi-Patient Stored Query Request message shall be defined as "query:AdhocQueryRequest"
3. The /definitions/message/part/@element attribute of the Multi-Patient Stored Query Response message shall be defined as "query:AdhocQueryResponse"
- 7530 4. The /definitions/portType/operation/input/@wsaw:Action attribute for the Multi-Patient Stored Query Request message shall be defined as "urn:ihe:iti:2009:MultiPatientStoredQuery"
5. The /definitions/portType/operation/output/@wsaw:Action attribute for the Multi-Patient Stored Query Response message shall be defined as "urn:ihe:iti:2009:MultiPatientStoredQueryResponse"
- 7535 6. The /definitions/binding/operation/soap12:operation/@soapAction attribute should be defined as "urn:ihe:iti:2009:MultiPatientStoredQuery"

The following WSDL fragment shows an example of Multi-Patient Stored Query transaction definition:

```

7540 <?xml version="1.0" encoding="utf-8"?>
<definitions ...>
  ...
  <types>
7545     <xsd:schema elementFormDefault="qualified" targetNamespace="urn:ihe:iti:xds-b:2007">
       <xsd:import
         namespace="urn:oasis:names:tc:ebxml-regrep:xsd:query:3.0"
         schemaLocation="schema\query.xsd" />
       ...
     </xsd:schema>
  </types>
7550 <message name="RegistryStoredQuery_Message">
  <documentation>Multi-Patient Stored Query</documentation>
  <part name="body" element="query:AdhocQueryRequest" />
</message>
7555 <message name="RegistryStoredQueryResponse_Message">
  <documentation>Multi-Patient Stored Query Response</documentation>
  <part name="body" element="query:AdhocQueryResponse" />
</message>
  ...
7560 <portType name="MPQRegistry_PortType">
  <operation name="MultiPatientStoredQuery">
    <input message="ihe:RegistryStoredQuery_Message"
      wsaw:Action="urn:ihe:iti:2009:MultiPatientStoredQuery" />
    <output message="ihe:RegistryStoredQueryResponse_Message"
      wsaw:Action="urn:ihe:iti:2009:MultiPatientStoredQueryResponse" />
7565  </operation>
  ...
</portType>
  ...
</definitions>

```

- 7570 A full WSDL for the Document Consumer and Document Registry actors is found in ITI TF-2x: Appendix W.

3.51.4.1.2.4 Sample SOAP Messages

7575 The samples in the following two sections show a typical SOAP request and its relative SOAP response. The sample messages also show the WS-Addressing headers <a:Action/>, <a:MessageID/>, <a:ReplyTo/>...; these WS-Addressing headers are populated according to ITI TF-2x: Appendix V: Web Services for IHE Transactions. The body of the SOAP message is omitted for brevity; in a real scenario the empty element will be populated with the appropriate metadata.

7580 Samples presented in this section are also available online on the IHE FTP site, see ITI TF-2x: Appendix W.

3.51.4.1.2.4.1 Sample Multi-Patient Stored Query SOAP Request

```

7585 <s:Envelope xmlns:s="http://www.w3.org/2003/05/soap-envelope"
xmlns:a="http://www.w3.org/2005/08/addressing">
  <s:Header>
    <a:Action s:mustUnderstand="1">urn:ihe:iti:2009:MultiPatientStoredQuery</a:Action>
    <a:MessageID>urn:uuid:def119ad-dc13-49c1-a3c7-e3742531f9b3</a:MessageID>
    <a:ReplyTo s:mustUnderstand="1">>
      <a:Address>http://www.w3.org/2005/08/addressing/anonymous</a:Address>
    </a:ReplyTo>
7590 <a:To>http://localhost/service/IHEMPQRegistry.svc</a:To>
  </s:Header>
  <s:Body>
    <query:AdhocQueryRequest
7595 xmlns:query="urn:oasis:names:tc:ebxml-regrep:xsd:query:3.0"
xmlns:rim="urn:oasis:names:tc:ebxml-regrep:xsd:rim:3.0"
xmlns:rs="urn:oasis:names:tc:ebxml-regrep:xsd:rs:3.0">
      <query:ResponseOption returnComposedObjects="true" returnType="LeafClass"/>
7600 <!-- FindDocumentsForMultiplePatients -->
      <rim:AdhocQuery id="urn:uuid:3d1bdb10-39a2-11de-89c2-2f44d94eaa9f">
        <rim:Slot name="$XDSDocumentEntryStatus">
          <rim:ValueList>
            <rim:Value>('urn:oasis:names:tc:ebxml-
7605 regrep:ResponseStatusType:Approved')</rim:Value>
          </rim:ValueList>
        </rim:Slot>
7610 <!-- Note the lack of a specification of the $XDSDocumentEntryPatientId parameter
-->
7615 </rim:AdhocQuery>
      </query:AdhocQueryRequest>
    </s:Body>
  </s:Envelope>

```

7620 3.51.4.1.2.4.2 Sample Multi-Patient Stored Query SOAP Response

```

7625 <s:Envelope xmlns:s="http://www.w3.org/2003/05/soap-envelope"
xmlns:a="http://www.w3.org/2005/08/addressing">
  <s:Header>
    <a:Action
    s:mustUnderstand="1">urn:ihe:iti:2009:MultiPatientStoredQueryResponse</a:Action>
    <a:RelatesTo>urn:uuid:def119ad-dc13-49c1-a3c7-e3742531f9b3</a:RelatesTo>
  </s:Header>
  <s:Body>
    <query:AdhocQueryResponse

```

```

7630      xmlns:query="urn:oasis:names:tc:ebxml-regrep:xsd:query:3.0"
          status="urn:oasis:names:tc:ebxml-regrep:ResponseStatusType:Success">
          <rim:RegistryObjectList xmlns:rim="urn:oasis:names:tc:ebxml-regrep:xsd:rim:3.0">
7635              <!-- Internal details of ExtrinsicObjects are not shown -->
              <rim:ExtrinsicObject/>
              <rim:ExtrinsicObject/>
              <rim:ExtrinsicObject/>
7640              <rim:ExtrinsicObject/>
              <rim:ExtrinsicObject/>
              <rim:ExtrinsicObject/>
          </rim:RegistryObjectList>
          </query:AdhocQueryResponse>
7645      </s:Body>
    </s:Envelope>

```

3.51.4.1.3 Expected Actions

See Registry Stored Query [ITI-18] for Expected Actions.

3.51.5 Security Considerations

All of the Security Considerations found in ITI-18 apply with the following further profiling.

7650 It is expected that the ATNA Secure Node authentication would be used to restrict access to the MPQ transaction. It is expected that few systems would be allowed to request the LeafClass return result.

3.51.5.1 Security Audit Considerations

7655 The Actors involved shall record audit events for each patient identity that has been included in the result according to the following. It is important for security auditing that the audit message contain one patient identity to better handle these messages in the Audit Record Repository:

3.51.5.1.1 Document Consumer audit message:

	Field Name	Opt	Value Constraints
Event AuditMessage/ EventIdentification	EventID	M	EV(110112, DCM, "Query")
	EventActionCode	M	"E" (Execute)
	EventDateTime	M	not specialized
	EventOutcomeIndicator	M	not specialized
	EventTypeCode	M	EV("ITI-51", "IHE Transactions", "Multi-Patient Query") ⁰
Source (Document Consumer) (1)			
Human Requestor (0..n)			
Destination (Document Registry) (1)			
Audit Source (Document Consumer) (1)			
Patient (1)			
Query Parameters(1)			

7660

Source AuditMessage/ ActiveParticipant	UserID	C	When WS-Addressing is used: <ReplyTo/>
	AlternativeUserID	M	the process ID as used within the local operating system in the local system logs.
	<i>UserName</i>	<i>U</i>	<i>not specialized</i>
	UserIsRequestor	M	“true”
	RoleIDCode	M	EV(110153, DCM, “Source”)
	NetworkAccessPointTypeCode	M	“1” for machine (DNS) name, “2” for IP address
	NetworkAccessPointID	M	The machine name or IP address, as specified in RFC 3881.

Human Requestor (if known) AuditMessage/ ActiveParticipant	UserID	M	Identity of the human that initiated the transaction.
	<i>AlternativeUserID</i>	<i>U</i>	<i>not specialized</i>
	<i>UserName</i>	<i>U</i>	<i>not specialized</i>
	UserIsRequestor	M	“true”
	RoleIDCode	U	Access Control role(s) the user holds that allows this transaction.
	NetworkAccessPointTypeCode	NA	
	NetworkAccessPointID	NA	

Where:

Destination AuditMessage/ ActiveParticipant	UserID	M	SOAP endpoint URI.
	<i>AlternativeUserID</i>	<i>U</i>	<i>not specialized</i>
	<i>UserName</i>	<i>U</i>	<i>not specialized</i>
	UserIsRequestor	M	“false”
	RoleIDCode	M	EV(110152, DCM, “Destination”)
	NetworkAccessPointTypeCode	M	“1” for machine (DNS) name, “2” for IP address
	NetworkAccessPointID	M	The machine name or IP address, as specified in RFC 3881.

Audit Source AuditMessage/ AuditSourceIdentification	<i>AuditSourceID</i>	<i>U</i>	<i>not specialized.</i>
	<i>AuditEnterpriseSiteID</i>	<i>U</i>	<i>not specialized</i>
	<i>AuditSourceTypeCode</i>	<i>U</i>	<i>not specialized</i>

7665

Patient (AuditMessage/ ParticipantObjectIdentification)	ParticipantObjectTypeCode	M	“1” (Person)
	ParticipantObjectTypeCodeRole	M	“1” (Patient)
	<i>ParticipantObjectDataLifeCycle</i>	<i>U</i>	<i>not specialized</i>
	ParticipantObjectIDTypeCode	M	EV(2, RFC-3881, “Patient Number”)
	<i>ParticipantObjectSensitivity</i>	<i>U</i>	<i>not specialized</i>
	ParticipantObjectID	M	The patient ID in HL7 CX format.
	<i>ParticipantObjectName</i>	<i>U</i>	<i>not specialized</i>
	<i>ParticipantObjectQuery</i>	<i>U</i>	<i>not specialized</i>
<i>ParticipantObjectDetail</i>	<i>U</i>	<i>not specialized</i>	

Query Parameters <small>(AuditMessage/ ParticipantObjectIdentif ication)</small>	ParticipantObjectTypeCode	M	“2” (system object)
	ParticipantObjectTypeCodeRole	M	“24” (query)
	<i>ParticipantObjectDataLifeCycle</i>	<i>U</i>	<i>not specialized</i>
	ParticipantObjectIDTypeCode	M	EV(“ITI-51”, “IHE Transactions”, “Multi-Patient Query”)
	<i>ParticipantObjectSensitivity</i>	<i>U</i>	<i>not specialized</i>
	ParticipantObjectID	M	Stored Query ID (UUID)
	<i>ParticipantObjectName</i>	<i>U</i>	<i>not specialized</i>
	ParticipantObjectQuery	M	the AdhocQueryRequest, base64 encoded.3
<i>ParticipantObjectDetail</i>	<i>U</i>	<i>not specialized</i>	

3.51.5.1.2 Document Registry audit message:

	Field Name	Opt	Value Constraints
Event <small>AuditMessage/ EventIdentification</small>	EventID	M	EV(110112, DCM, “Query”)
	EventActionCode	M	“E” (Execute)
	<i>EventDateTime</i>	<i>M</i>	<i>not specialized</i>
	<i>EventOutcomeIndicator</i>	<i>M</i>	<i>not specialized</i>
	EventTypeCode	M	EV(“ITI-51”, “IHE Transactions”, “Multi-Patient Query”)
Source (Document Consumer) (1)			
Destination (Document Registry) (1)			
Audit Source (Document Registry) (1)			
Patient (0..1)			
Query Parameters(1)			

7670

Where:

Source <small>AuditMessage/ ActiveParticipant</small>	UserID	C	When WS-Addressing is used: <ReplyTo/>
	<i>AlternativeUserID</i>	<i>U</i>	<i>not specialized</i>
	<i>UserName</i>	<i>U</i>	<i>not specialized</i>
	UserIsRequestor	M	“true”
	RoleIDCode	M	EV(110153, DCM, “Source”)
	NetworkAccessPointTypeCode	M	“1” for machine (DNS) name, “2” for IP address
	NetworkAccessPointID	M	The machine name or IP address, as specified in RFC 3881.

Destination <small>AuditMessage/ ActiveParticipant</small>	UserID	M	SOAP endpoint URI.
	AlternativeUserID	M	the process ID as used within the local operating system in the local system logs.
	<i>UserName</i>	<i>U</i>	<i>not specialized</i>
	UserIsRequestor	M	“false”
	RoleIDCode	M	EV(110152, DCM, “Destination”)
	NetworkAccessPointTypeCode	M	“1” for machine (DNS) name, “2” for IP address

Audit Source <small>AuditMessage/ AuditSourceIdentificati on</small>	<i>AuditSourceID</i>	<i>U</i>	<i>Not specialized.</i>
	<i>AuditEnterpriseSiteID</i>	<i>U</i>	<i>not specialized</i>
	<i>AuditSourceTypeCode</i>	<i>U</i>	<i>not specialized</i>

Patient <small>(AuditMessage/ ParticipantObjectIdentif ication)</small>	ParticipantObjectTypeCode	M	“1” (Person)
	ParticipantObjectTypeCodeRole	M	“1” (Patient)
	<i>ParticipantObjectDataLifeCycle</i>	<i>U</i>	<i>not specialized</i>
	ParticipantObjectIDTypeCode	M	EV(2, RFC-3881, “Patient Number”)
	<i>ParticipantObjectSensitivity</i>	<i>U</i>	<i>not specialized</i>
	ParticipantObjectID	M	The patient ID in HL7 CX format.
	<i>ParticipantObjectName</i>	<i>U</i>	<i>not specialized</i>
	<i>ParticipantObjectQuery</i>	<i>U</i>	<i>not specialized</i>
	<i>ParticipantObjectDetail</i>	<i>U</i>	<i>not specialized</i>

7675

Query Parameters <small>(AuditMessage/ ParticipantObjectIdentif ication)</small>	ParticipantObjectTypeCode	M	“2” (system object)
	ParticipantObjectTypeCodeRole	M	“24” (query)
	<i>ParticipantObjectDataLifeCycle</i>	<i>U</i>	<i>not specialized</i>
	ParticipantObjectIDTypeCode	M	EV(“ITI-51”, “IHE Transactions”, “Multi-Patient Query”)
	<i>ParticipantObjectSensitivity</i>	<i>U</i>	<i>not specialized</i>
	ParticipantObjectID	M	Stored Query ID (UUID)
	<i>ParticipantObjectName</i>	<i>U</i>	<i>not specialized</i>
	ParticipantObjectQuery	M	the AdhocQueryRequest, base64 encoded.
	<i>ParticipantObjectDetail</i>	<i>U</i>	<i>not specialized</i>

3.55 Cross Gateway Patient Discovery

This section corresponds to Transaction 55 of the IHE ITI Technical Framework. Transaction 55 is used by the Initiating Gateway and Responding Gateway actors.

7680 3.55.1 Scope

The Cross Gateway Patient Discovery transaction supports the ability for Initiating Gateways and Responding Gateways to discover mutually known patients. This transaction assumes an environment where patient data is well described and high quality demographic data is available.

7685 Because the transaction supports the mutual discovery of patients it can be seen as having dual purposes.

- To support a query by the Initiating Gateway requesting a demographically matching patient from within the Responding Gateway’s community.
- To support a feed to Responding Gateway announcing that the patient is known by the Initiating Gateway’s community.

7690 This dual nature of the transaction is chosen for scalability purposes, as demographic matching algorithms are expensive on a large scale and once a match is identified it is important that both the initiating and responding sides of the transaction can use the results of that successful match.

The Cross Gateway Patient Discovery transaction has several modes, useful in different environments:

- 7695
- Demographic Query only mode – in this mode only the demographics of the patient are included in the request. The initiating community does not have, or does not choose to specify, a patient identifier for use by the Responding Gateway.
 - Demographic Query and Feed – in this mode both the demographic and initiating community identifier are included in the request.
- 7700
- Shared/national Patient Identifier Query and Feed – in this mode only a shared/national identifier is specified. Demographics are not necessary because matching can be done on the identifier alone.

This transaction can be used synchronously and asynchronously.

7705

The Cross Gateway Patient Discovery request asks for information about patients whose demographic data match data provided in the query message. The request is received by the Responding Gateway Actor. The Responding Gateway Actor indicates in its response whether the community has knowledge of a patient matching the set of demographic data and, if a match is found, returns the demographics known by the responding community. If more than one match is found the Responding Gateway has the option of providing a list¹ of matching patients or returning nothing. When nothing is returned the Responding Gateway may include in the response a set of additional demographic attributes which, if supplied, would aid in disambiguating the multiple matches.

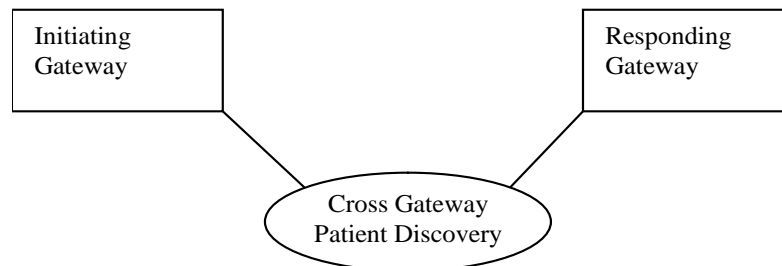
7710

In the case of a match, the Responding Gateway may further update its own cache to indicate that the initiating community knows this patient and should be queried if data for this patient is desired.

7715

The criteria used for demographic matching is defined by policy and not specified here, but fully enabled by the transaction.

3.55.2 Use Case Roles



7720

¹ Returning a list of matches may potentially expose information that is unrelated to the patient requested. Implementers are encouraged to consider ways to keep the number of elements in a list to a minimum. Deployment organizations may choose to declare a limit to the number of elements allowed to be returned.

Actor: Initiating Gateway

Role: Requests the Responding Gateway to indicate whether the community has knowledge of a patient matching a set of demographic criteria.

Corresponding HL7 v3 Application Roles:

7725 Person Registry Query Placer (PRPA_AR201303UV02)

Actor: Responding Gateway

7730 **Role:** If a demographics match is found, returns demographics known by the responding community. If more than one match is found the Responding Gateway has the option of providing a small list of matching patients or returning no match. In the case of no match, the Responding Gateway may provide a list of additional demographic attributes needed to disambiguate multiple matches.

Corresponding HL7 v3 Application Roles:

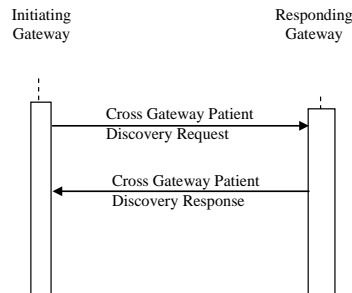
Person Registry Query Filler (PRPA_AR201304UV02)

3.55.3 Referenced Standard

7735 HL7 Version 3 Edition 2008, Patient Administration DSTU, Patient Topic (found at <http://www.hl7.org/memonly/downloads/v3edition.cfm#V32008>)

Implementers of this transaction shall comply with all requirements described in ITI TF-2x: Appendix V Web Services for IHE Transactions

3.55.4 Interaction Diagram



7740

3.55.4.1 Cross Gateway Patient Discovery Request

The Cross Gateway Patient Discovery Request is implemented using the HL7 Patient Registry Query by Demographics (PRPA_MT201306UV02) message.

7745 3.55.4.1.1 Trigger Events

The initiating community needs to determine whether a patient is known by another community. Specific possible trigger events include, but are not limited to:

- The initiating community registers a new patient who has permitted sharing of healthcare data with external communities.
- 7750 • A healthcare provider within the community requests that records regarding a particular patient be accessed from a particular external community or all external communities known.

3.55.4.1.2 Message Semantics

7755 The components of the Patient Registry Query by Demographics message with cardinality greater than 0 (as shown below) are required, and the detailed description of the message is provided in ITI TF-2b: 3.55.4.1.2.1 to 3.55.4.1.2.3.

For each element which is required, the element shall be specified by the Initiating Gateway in the request and shall be used by the Responding Gateway as part of its demographic matching algorithm.

7760 For each element which is optional the element does not need to be specified by the Initiating Gateway in the request but, if specified, shall be used by the Responding Gateway as part of its demographic matching algorithm.

7765 The Responding Gateway shall support Asynchronous Web Services Exchange as described in ITI TF-2x: V.5, Synchronous and Asynchronous Web Services Exchange. If the Initiating Gateway declares the Asynchronous Web Services Exchange Option it shall also support Asynchronous Web Services Exchange as described in ITI TF-2x: V.5. Use of Asynchronous Web Services Exchange is necessary when transactions scale to large numbers of communities because it allows for more efficient handling of latency and scale.

7770 The Initiating Gateway may specify a duration value in the SOAP Header element of the request. This value suggests to the Responding Gateway a length of time that the Initiating Gateway recommends caching any correlation resulting from the interaction. The duration value is specified in the SOAP Header using the CorrelationTimeToLive element and contains a value conformant with the xs:duration type defined in <http://www.w3.org/TR/xmlschema-2/#duration>. If no CorrelationTimeToLive element is specified in the SOAP Header the Responding Gateway shall interpret this as a recommendation against caching, unless a mutually agreed policy states otherwise.

7775 An example of specifying the CorrelationTimeToLive element follows, which recommends caching of 7 days.

```
<xcpd:CorrelationTimeToLive>P0Y0M7D</xcpd:CorrelationTimeToLive>
```


7780 **3.55.4.1.2.1 Major Components of the Patient Registry Query by Demographics**

LivingSubjectName Parameter

This required parameter specifies the name of the person whose information is being queried. If multiple instances of LivingSubjectName are provided, the receiver shall consider them as possible alternatives, logically connected with an "or". Within each LivingSubjectName element, a single person name (PN) data item shall be specified in the LivingSubjectName.value attribute. An Initiating Gateway may specify all, or only a subset of the name parts within the PN data type (e.g., family name). The use attribute of the value element shall not be set to "SRCH".

LivingSubjectAdministrativeGender Parameter

This optional parameter specifies the administrative gender of the person whose information is being queried. For this parameter item, a single administrative gender code shall be specified in the LivingSubjectAdministrativeGender.value attribute.

LivingSubjectBirthTime Parameter

This required parameter specifies the birth data and time of the person whose information is being queried. This parameter can convey an exact moment (e.g., January 1, 1960 @ 03:00:00 EST), an approximate date (e.g., January 1960), or even a range of dates (e.g., December 1, 1959 through March 31, 1960).

PatientAddress Parameter

This optional parameter specifies one or more addresses associated with the person whose information is being queried.

7800 **LivingSubjectId Parameter**

This optional repeating parameter specifies an identifier associated with the patient whose information is being queried (e.g., a local identifier, or an account identifier). If this parameter is specified, LivingSubjectName and LivingSubjectBirthTime are optional. This feature allows this query to be used when a national/shared patient identifier is known. The identifier specified in the LivingSubjectId.value attribute is expressed using the II data type. Please see ITI TF-2x: Appendix E for the use of the II data type for patient identifiers.

The Initiating Gateway has the option of designating one of the identifiers in LivingSubjectId as the patient identifier that the Responding Gateway may use in an XCA Cross Gateway Query to the community represented by the Initiating Gateway. See ITI TF-2b: 3.55.4.1.2.4 .

7810 **LivingSubjectBirthPlaceAddress Parameter**

This optional parameter specifies the birth address of the patient.

LivingSubjectBirthPlaceName Parameter

This optional parameter specifies the name of the entity (like hospital name) where the patient was born.

7815 **MothersMaidenName Parameter**

This optional parameter specifies the maiden name of the mother of the person whose information is being queried. For this parameter item, a single person name (PN) data item shall

be specified in the Person.value attribute. Within the PN data type, the given name and family name may be specified. The use attribute of the value element shall not be set to "SRCH"

7820 **PatientTelecom**

This optional parameter specifies a telecommunication address or addresses for communication with the patient.

PrincipalCareProviderId

7825 This optional parameter specifies the care provider identifier of a person who has been assigned as the principal care provider of this patient. The requestor may specify multiple PrincipalCareProviderId elements which the responder shall consider as possible alternatives, logically connected with an "or". Within each PrincipalCareProviderId element, a single identifier shall be specified in the PrincipalCareProviderId.value attribute.

7830 **3.55.4.1.2.2 Message Information Model of the Patient Registry Query by Demographics Message**

Below is the Message Information Model for the Query by Demographics message, as restricted for this transaction. The purpose of the model is to describe the data elements relevant for this transaction. It is a strict subset of the *Patient Registry Query by Demographics (PRPA_RM201306UV02) RMIM*.

7835 The base RMIM can be found on the HL7 V3 2008 Edition CD at Edition2008/domains/uvpa/editable/PRPA_RM201306UV.htm. The following restrictions were made on the original RMIMs to arrive at the restricted model:

- 7840 • The optional attributes ParameterList.id, MatchCriterionList.id, QueryByParameter.responseElementGroupId, QueryByParameter.modifyCode, and QueryByParameter.executionAndDeliveryTime were omitted from the model.
- QueryByParameter.responsePriorityCode is required and is either I (Immediate) or D (Deferred). See Section ITI TF-2b:3.55.6.2 for use of Deferred.
- QueryByParameter.responseModalityCode is required and is fixed to R (Real Time).
- QueryByParameter.statusCode is defaulted to "new".
- 7845 • The data type of MatchAlgorithm.value is constrained to ST.
- The data type of MinimumDegreeMatch.value is constrained to INT between 0 and 100.
- The data type of LivingSubjectName.value is constrained to PN.
- The optional SortControl was omitted from the model.
- The optional MatchWeight was omitted from the model.
- 7850 • The following optional parameters were omitted from the model:
 - PatientStatusCode
 - LivingSubjectDeceaseTime

- OtherIDsScopingOrganization
- initialQuantity
- initialQuantityCode

7855

The attributes of this model are described in the following table:

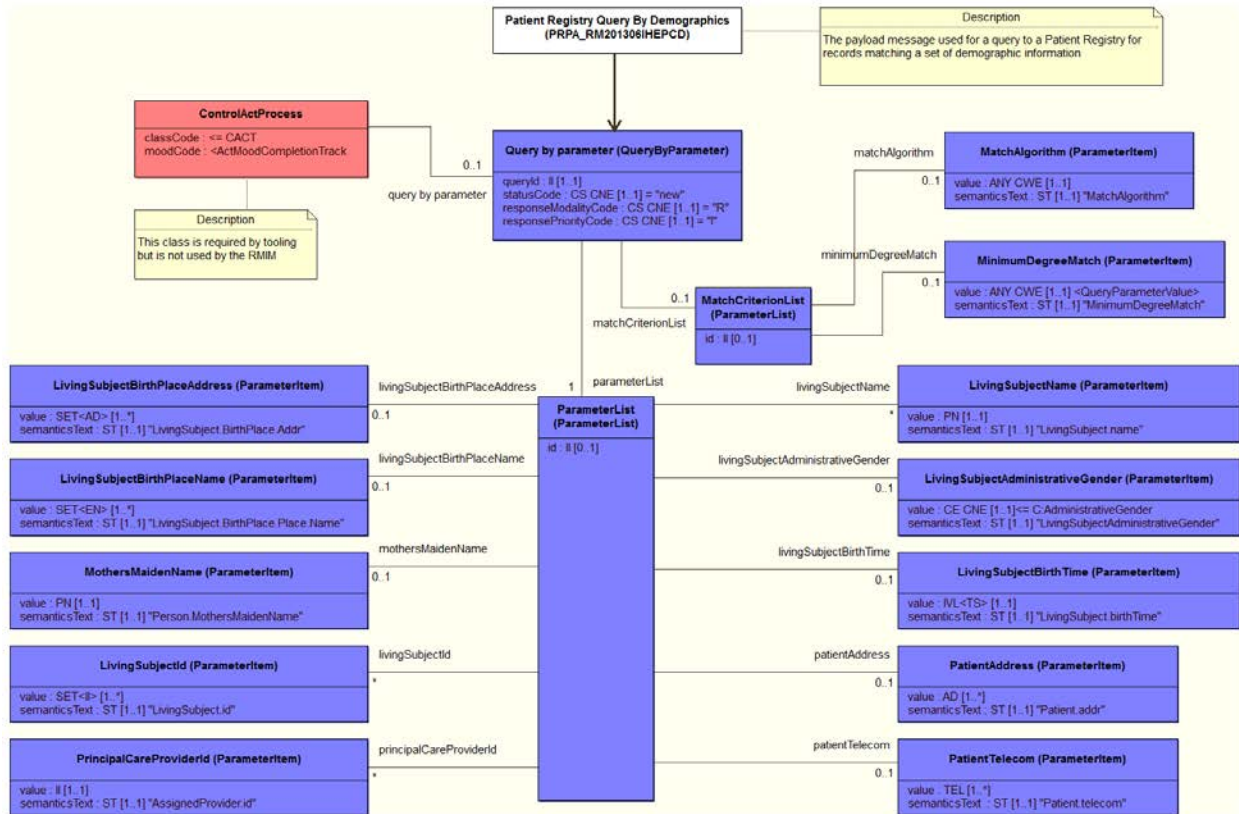


Figure 3.55.4.1.2-1: Patient Registry Query by Demographics Message

7860

Table 3.55.4.1.2-1:

PRPA_HD201306IHE Patient Registry Query by Demographics	This HMD extract defines the message used to query a community for patients matching a set of demographics information. Derived from Figure 3.55.4.1.2-1 (PRPA_RM201306IHEXCPD)
QueryByParameter	The entry point for the domain content in this query
queryId [1..1] QueryByParameter (II)	Unique identifier for the query
statusCode [1..1] (M) QueryByParameter (CS) {CNE:QueryStatusCode, fixed value="new"}	The status of the query, shall be "new"
responseModalityCode [1..1] QueryByParameter (CS) {CNE:ResponseModality, fixed	The mode of the response – always real-time.

PRPA_HD201306IHE Patient Registry Query by Demographics	This HMD extract defines the message used to query a community for patients matching a set of demographics information. Derived from Figure 3.55.4.1.2-1 (PRPA_RM201306IHEXCPD)
value="R"	
responsePriorityCode [1..1] QueryByParameter (CS) {CNE:QueryPriority}	Either "I" or "D" shall be specified. "I" (Immediate) indicates that the Responding Gateway is required to send an immediate response. "D" (Deferred) indicates the Responding Gateway is required to send a deferred response, see Section ITI TF-2b:3.55.6.2.
initialQuantity [0..1] QueryByParameter (INT)	Not supported, any value will be ignored by responder.
initialQuantityCode [0..1] QueryByParameter (CE) {CWE:QueryRequestLimit, default="RD"}	Not supported, any value will be ignored by responder.
MatchAlgorithm	This parameter conveys instructions to the Responding Gateway specifying the preferred matching algorithm to use and may be ignored
value [1..1] ParameterItem (ST)	The name of the algorithm
semanticsText [1..1] ParameterItem (ST){default= "MatchAlgorithm"}	
MinimumDegreeMatch	This parameter conveys instructions to the Responding Gateway specifying minimum degree of match to use in filtering results and may be ignored
value [1..1] ParameterItem (INT)	The numeric value of the degree of match. Shall be value between 0 and 100 .
semanticsText [1..1] ParameterItem (ST){default= "MinimumDegreeMatch"}	
LivingSubjectAdministrativeGender	This query parameter is a code representing the administrative gender of a person in a patient registry.
value [1..1] ParameterItem (CE) {CWE:AdministrativeGender}	
semanticsText [1..1] ParameterItem (ST){default="LivingSubject.administrativeGender"}	
LivingSubjectBirthTime	This query parameter is the birth date of a living subject.
value [1..1] ParameterItem (IVL<TS>)	A date or date range. This parameter can convey an exact moment (e.g., January 1, 1960 @ 03:00:00 EST), an approximate date (e.g., January 1960), or even a range of dates (e.g., December 1, 1959 through March 31, 1960).
semanticsText [1..1] ParameterItem (ST){default= "LivingSubject.birthTime"}	
LivingSubjectId	
value [1..*] (M) ParameterItem (II)	A patient identifier, used to assist in finding a match for the query and, when so designated by the Initiating Gateway, used by the Responding Gateway in a XCA Cross Gateway Query directed to the Community designated by the homeCommunityId value specified in the Control Act Wrapper – see ITI TF-2b: 3.55.4.1.2.4.

PRPA_HD201306IHE Patient Registry Query by Demographics	This HMD extract defines the message used to query a community for patients matching a set of demographics information. Derived from Figure 3.55.4.1.2-1 (PRPA_RM201306IHEXCPD)
semanticsText [1..1] ParameterItem (ST){default= "LivingSubject.id"}	
LivingSubjectName	This query parameter is the name of a person. If multiple instances of LivingSubjectName are provided, the receiver must consider them as possible alternatives, logically connected with an "or".
value [1..1] ParameterItem (PN)	Only one instance of the value element is allowed. Only some of the name parts may be populated. If, for example, only the family and given name parts of a person's name are sent, then the query would match all persons with that family name and given name regardless of their initials. The use attribute of the value element shall not be set to "SRCH".
semanticsText [1..1] ParameterItem (ST){default= "LivingSubject.name"}	
PatientAddress	This query parameter is a postal address for corresponding with a patient. There shall be only a single PatientAddress element.
value [1..*] ParameterItem (AD)	Multiple instances of the value element within a Patient Address may be specified and are combined with OR logic.
semanticsText [1..1] ParameterItem (ST){default= "Patient.addr"}	
LivingSubjectBirthPlaceAddress	This query parameter is a patient's birthplace represented as an address
value [1..*] ParameterItem (SET<AD>)	
semanticsText [1..1] ParameterItem (ST){default= "LivingSubject.BirthPlace.Addr"}	
LivingSubjectBirthPlaceName	This query parameter is a patient's birthplace represented as a place name
value [1..*] ParameterItem (SET<EN>)	
semanticsText [1..1] ParameterItem (ST){default= "LivingSubject.BirthPlace.Place.Name"}	
PrincipalCareProviderId	This query parameter is the care provider identifier of a person who has been assigned as the principal care provider of this patient. The requestor may specify multiple PrincipalCareProviderId elements which responder shall consider as possible alternatives, logically connected with an "or".
value [1..1] ParameterItem (II)	There shall have only one id in the "value" attribute.
semanticsText [1..1] ParameterItem (ST){default= "AssignedProvider.id"}	
MothersMaidenName	This query parameter is the maiden name of a focal person's mother. It is included as a parameter because it is a common

PRPA_HD201306IHE Patient Registry Query by Demographics	This HMD extract defines the message used to query a community for patients matching a set of demographics information. Derived from Figure 3.55.4.1.2-1 (PRPA_RM201306IHEXCPD)
	attribute for confirming the identity of persons in some registries. This parameter does not map to a single RIM attribute, instead, in RIM terms Mother's maiden name is the person name part of "family" with an EntityNamePartQualifier of "birth" for the person who is the player in a PersonalRelationship of type of "mother" to the focal person.
value [1..1] ParameterItem (PN)	A person name. In this case it may consist of only the given name part, the family name part, or both.
semanticsText [1..1] ParameterItem (ST) {default="Person.MothersMaidenName"}	
PatientTelecom	This query parameter is a telecommunications address for communicating with a living subject in the context of the target patient registry. It could be a telephone number, fax number or even an email address. There shall be only a single PatientTelecom element.
value [1..*] ParameterItem (TEL)	A telecommunications address. The scheme attribute specifies whether this is a telephone number, fax number, email address, etc. Multiple instances of the value element within a PatientTelecom may be specified and are combined with OR logic.
semanticsText [1..1] ParameterItem (ST) {default="Patient.telecom"}	

3.55.4.1.2.3 Control Act and Transmission Wrappers

7865 Please see ITI TF-2x: Appendix O for details on the IHE guidelines for implementing the wrappers. Table 3.55.4.1.2-2 contains the Transmission and Control Act wrappers used for this interaction, and the associated constraints.

Table 3.55.4.1.2-2: Wrappers and Constraints

Transmission Wrapper	Trigger Event Control Act Wrapper
MCCI_MT000100UV01 - Send Message Payload	QUQI_MT021001UV01 - Query Control Act Request : Query By Parameter
The value of interactionId shall be set to PRPA_IN201305UV02 The value of processingModeCode shall be set to T The acceptAckCode shall be set to AL There shall be only one receiver Device	The value of ControlActProcess.moodCode shall be set to EVN The trigger event code in ControlActProcess.code shall be set to PRPA_TE201305UV02 If an authorOrPerformer participation is present, the value of authorOrPerformer.typeCode SHALL be set to AUT

7870

The composite message schemas which describe the full payload of this interaction, including the wrappers, can be found online on the IHE FTP site, see ITI TF-2x: Appendix W (the schemas from the HL7 V3 2008 Normative Edition can be found at:

Edition2008/processable/multicacheschemas/PRPA_IN201305UV02.xsd)

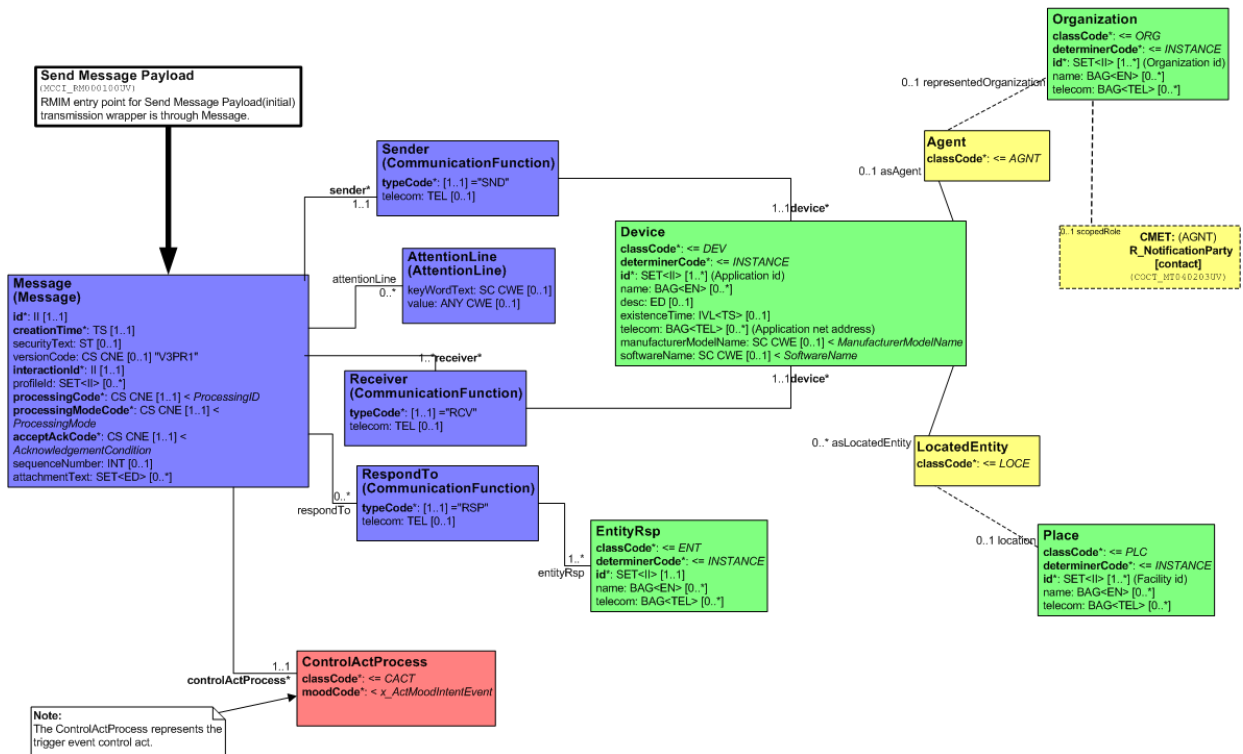
7875 **3.55.4.1.2.4 Values used by Responding Gateway for a reverse Cross Gateway Query**

7880 The Initiating Gateway shall specify two values in the request which allow the responding community to generate a reverse Cross Gateway Query in search of data about the patient identified in the Cross Gateway Patient Discovery request. The two values are homeCommunityId and community patient id assigning authority.

homeCommunityId – this value is a globally unique identifier for a community – further defined in ITI TF-2b: 3.38.4.1.2.1. The Initiating Gateway shall specify this value in the Cross Gateway Patient Discovery request unless the Initiating Gateway is not grouped with a Responding Gateway.

7885 The Responding Gateway uses the homeCommunityId to obtain the Web Services endpoint of services that provide access to data in the Initiating Gateway’s community.

The homeCommunityId is specified as the id element within the Organization associated with the device of the sender. The id element designating the homeCommunityId shall have only the root element the contents of which is the homeCommunityId.



7890

Figure 3.55.4.1.2.4-1: Send Message Payload

An example of specifying the homeCommunityId element follows, where homeCommunityId=1.2.3.

7895

```

<sender typeCode="SND">
  <device classCode="DEV" determinerCode="INSTANCE">
    <id root="1.2.840.114350.1.13.999.567"/>
    <asAgent classCode="AGNT">
      <representedOrganization classCode="ORG" determinerCode="INSTANCE">
        <!-- homeCommunityId=urn:oid:1.2.3 -->
        <id root="1.2.3"/>
      </representedOrganization>
    </asAgent>
  </device>
</sender>

```

7900

7905

Community patient id assigning authority – this value designates the assigning authority for the patient identifier to be used within a reverse Cross Gateway Query. This value is not the assigning authority for all patient identifiers used by that community, but only the patient identifier used for the patient identified in the query. The Initiating Gateway shall be capable of specifying this value in the Cross Gateway Patient Discovery request.

7910

The Responding Gateway may use the specified assigning authority to identify which of the LivingSubjectID values to use in a reverse Cross Gateway Query.

The community patient id assigning authority is specified as the id element within the assignedDevice associated with the authorOrPerformer element. The id element designating the community patient id assigning authority shall have only the root element, the contents of which designate the assigning authority of the LivingSubjectId to be used in the reverse Cross Gateway Query.

7915

An example of specifying the community patient id assigning authority element follows, where the assigning authority specified is 1.2.840.114350.1.13.99997.2.3412 (see highlighted text) which identifies the first LivingSubjectID (root="1.2.840.114350.1.13.99997.2.3412" extension="1234") as the patient identifier to be used in a reverse Cross Gateway Query. In essence, the highlighted text must match to designate the patient identifier.

7920

7925

```

<controlActProcess classCode="CACT" moodCode="EVN">
  <code code="PRPA_TE201305UV02" codeSystem="2.16.840.1.113883.1.6"/>
  <!-- Identifies the first LivingSubjectID in the parameterList as the patient
  Identifier to be used by responder in a reverse Cross Gateway Query -->
  <authorOrPerformer typeCode="AUT">
    <assignedDevice>
      <id root="1.2.840.114350.1.13.99997.2.3412"/>
    </assignedDevice>
  </authorOrPerformer>

  <queryByParameter>
    <queryId root="1.2.840.114350.1.13.28.1.18.5.999" extension="18204"/>
    <statusCode code="new"/>
    <parameterList>
      <livingSubjectBirthTime>

```

7930

7935


```

7940     <value value="19630804"/>
           <semanticsText>LivingSubject..birthTime</semanticsText>
       </livingSubjectBirthTime>
       <livingSubjectName>
           <value>
7945         <given>Jimmy</given>
           <family>Jones</family>
           </value>
           <semanticsText>LivingSubject.name</semanticsText>
       </livingSubjectName>
       <LivingSubjectId>
           <value root="1.2.840.114350.1.13.99997.2.3412" extension="1234"/>
           <semanticsText>LivingSubject.id</semanticsText>
       </LivingSubjectId>
       <LivingSubjectId>
7950     <value root="2.16.840.1.113883.4.1" extension="58910"/>
           <semanticsText>LivingSubject.id</semanticsText>
       </LivingSubjectId>
     </parameterList>
  </queryByParameter>
7960 </controlActProcess>

```

Comparison of homeCommunityId and assigning authority

The value of homeCommunityId is an OID which may, or may not, also be an assigning authority. An assigning authority is designated by an OID and issues identifiers, in this case patient identifiers. A community's patient identifier assigning authority issues patient identifiers for patients managed by the community. It is possible for there to be more than one patient identifier assigning authority in a community. The Initiating Gateway must specify the right patient identifier assigning authority for the patient being described. There is only one homeCommunityId per community. This OID may also be used by the community as the patient identifier assigning authority, but this is not required and should not be expected. While both values are OID's they have no necessary relationship. In general it is expected that the homeCommunityId will be assigned by an organization which governs the interaction among communities. In many countries this will be facilitated by the government who will manage the community level agreements necessary for sharing and also assign homeCommunityIds. An assigning authority has no expected level of management, and there may be multiple patient identifier assigning authorities within a community.

3.55.4.1.3 Expected Actions

If responsePriorityCode is "I" the Responding Gateway shall return a Find Candidates Response message as specified in ITI TF-2b: 3.55.4.2. The response message uses the Application Acknowledgement transmission wrapper, as specified in ITI TF-2x: O.1.3, and no other acknowledgments are part of this the transaction.

If responsePriorityCode is "D" and the Responding Gateway does not support the Deferred Response Option, it shall return an application error in the HL7 V3 Accept Acknowledgement with acknowledgeDetail to indicate Unsupported Processing Mode.

7985

```

<MCCI_IN000002UV01 ...
  ( . . . )
  <acknowledgement>
    <typeCode code="AE"/>
    <targetMessage>
      <id root="22a0f9e0-4454-11dc-a6be-3603d6866807"/>
    </targetMessage>
    <acknowledgementDetail typeCode="E">
      <code code="NS250" displayName="Unsupported processing mode"/>
      <text>Deferred Response not supported.</text>
    </acknowledgementDetail>
  </acknowledgement>
</MCCI_IN000002UV01>

```

7990

7995

8000 If the Responding Gateway supports the Deferred Response Option, it shall respond as described in ITI TF-2b:3.55.6.2.

If the Responding Gateway is unable to process the request due to an internal error, such as the local Master Patient Index system is offline, the Responding Gateway shall return an application error as described in TF-2b:3.55.4.2.3 Case 5.

8005 The community associated with the Responding Gateway may make use of the homeCommunityId and community patient identifier assigning authority by initiating a Cross Gateway Query. See ITI TF-2b: 3.55.4.1.2.4 for more information. This provisioning of the Responding Gateway community may be cached indefinitely, but efforts are needed to ensure that changes are properly reflected. For more detail about this issue refer to ITI TF-2b:

8010 3.55.4.2.3.1.

3.55.4.1.3.1 Query Parameter Processing

The Responding Gateway Actor shall be capable of accepting, searching on, and responding with attributes in the Query Person by Demographics message.

8015 Handling of phonetic issues, alternate spellings, upper and lower case, accented characters, etc., if deemed appropriate, is to be supported by the Responding Gateway rather than by the Initiating Gateway. The Responding Gateway shall return any matches to the query parameters that reflect a high degree of match, after consideration of all policy constraints; IHE does not further specify matching requirements, except as already discussed in the LivingSubjectName parameter description.

8020 3.55.4.2 Cross Gateway Patient Discovery Response

The Cross Gateway Patient Discovery Response is implemented using the HL7 Patient Registry Find Candidates Response PRPA_MT201310UV02) message.

3.55.4.2.1 Trigger Events

8025 The Patient Registry Find Candidates Response message (PRPA_MT201310UV02) is sent by the Responding Gateway Actor in response to the query (PRPA_MT201306UV02) message previously received.

3.55.4.2.2 Message Semantics

8030 The components of the message with cardinality greater than 0 (as shown below) are required, and the detailed description of the message is provided in ITI TF-2b: 3.55.4.2.2.1 to 3.55.4.2.2.7. All other attributes of the message are optional.

For each element that is required this means that it shall be provided by Responding Gateway, unless not available, and shall be accepted by requestor but requestor is not required to process the value in any way, only accept it without any error.

8035 The Responding Gateway shall support Asynchronous Web Services Exchange as described in ITI TF-2x: V.5, Synchronous and Asynchronous Web Services Exchange. If the Initiating Gateway declares the Asynchronous Web Services Exchange Option it shall also support Asynchronous Web Services Exchange as described in ITI TF-2x: V.5. Use of Asynchronous Web Services Exchange is necessary when transactions scale to large numbers of communities because it allows for more efficient handling of latency and scale.

8040 The Responding Gateway may specify a duration value in the SOAP Header element of the request. This value suggests to the Initiating Gateway a length of time that the Responding Gateway recommends caching any correlation resulting from the interaction. The duration value is specified in the SOAP Header using the CorrelationTimeToLive element and contains a value conformant with the xs:duration type defined in <http://www.w3.org/TR/xmlschema-2/#duration>.

8045 If no CorrelationTimeToLive element is specified in the SOAP Header the Initiating Gateway shall interpret this as a recommendation against caching, unless a mutually agreed policy states otherwise.

An example of specifying the CorrelationTimeToLive element follows, which recommends caching of 7 days.

8050

```
<xcpd:CorrelationTimeToLive>P0Y0M7D</xcpd:CorrelationTimeToLive>
```

3.55.4.2.2.1 Major Components of the Patient Registry Find Candidates Response Message

8055 This message shares all the major components of the Patient Activate/Revise messages, as described in ITI TF-2b: 3.44.4.1.2.1. The only additional component is the QueryMatchObservation class.

Query Match Observation

The QueryMatchObservation class is used to convey information about the quality of the match for each record returned by the query response.

3.55.4.2.2.2 Message Information Model of the Patient Registry Find Candidates Response Message

8060

Below is the Message Information Model for the Patient Registry Find Candidates Response message, as restricted for this transaction. The purpose of the model is to describe the data elements relevant for this transaction. It is a strict common subset of the Patient Registry Find Candidates Response (PRPA_RM201310UV02) RMIM.

8065

The base RMIM can be found on the HL7 V3 2008 Edition CD at Edition2008/domains/uvpa/editable/PRPA_RM201310UV.htm. The following restrictions were made on the original RMIMs to arrive at the restricted model:

8070

- The focal entity choice is restricted to be only a person
- The relationship holder of the personal relationship is restricted to be a person (using CMET COCT_MT030207UV)

8075

- The following roles are omitted:
 - asPatientOfOtherProvider
 - guarantor
 - guardian
 - contactParty
 - asMember
 - careGiver
 - asStudent

The following participations are omitted:

8080

- subjectOf2 (administrativeObservation)
- coveredPartyOf (coverage)

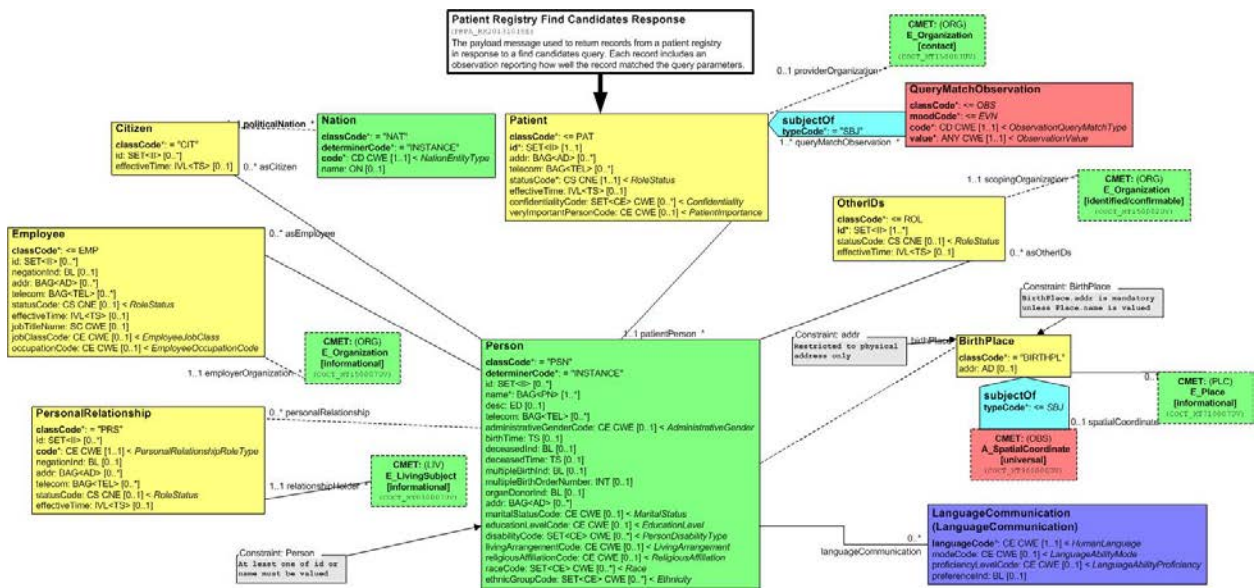


Figure 3.55.4.2.2-1: Patient Registry Find Candidates Response Message

8085 The attributes of this model are described in the following table. Note that CMETs are not discussed, as the HL7 definitions for them are being used.

Table 3.55.4.2.2-1: Attributes

PRPA_HD201310IHE Patient Registry Find Candidates Response	This HMD extract defines the message used to return records from a patient registry in response to a Find Candidates Query. Derived from Figure 3.55.4.2.2-1 (PRPA_RM201310IHE)
Patient	The primary record for the focal person
classCode [1..1] (M) Patient (CS) {CNE: PAT}	Structural attribute; this is a "patient" role
id [1..1] (M) Patient (SET<II>)	The Patient Identifier to be used in subsequent XCA Cross Gateway Query transactions related to this patient when sent to the Responding Gateway sending the response. All other patient identifiers shall be specified in the OtherIDs.id attribute.
statusCode [1..1] Patient (CS) {CNE: active, fixed value= "active"}	A value specifying the state of this record in a patient registry (based on the RIM role class state-machine). This record is active.
confidentialityCode [0..*] Patient (SET<CE>) {CWE: Confidentiality}	Value(s) that control the disclosure of information about this living subject as a patient
veryImportantPersonCode [0..1] Patient (CE) {CWE: PatientImportance}	A code specifying the patient's special status granted by the scoper organization, often resulting in preferred treatment and special considerations. Examples include board member, diplomat.
Person	A subtype of LivingSubject representing a human being Either Person.name or Patient.id must be non-null
classCode [1..1] (M) Person (CS) {CNE: PSN, fixed value= "PSN"}	Structural attribute; this is a "person" entity
determinerCode [1..1] (M) Person (CS) {CNE: INSTANCE, fixed value= "INSTANCE"}	Structural attribute; this is a specific person

PRPA_HD201310IHE Patient Registry Find Candidates Response	This HMD extract defines the message used to return records from a patient registry in response to a Find Candidates Query. Derived from Figure 3.55.4.2.2-1 (PRPA_RM201310IHE)
name [1..*] Person (BAG<PN>)	Name(s) for this person. May be null i.e., <name nullFlavor="NA"/> only if the request contained only a patient identifier and no demographic data.
telecom [0..*] Person (BAG<TEL>)	Telecommunication address(es) for communicating with this person
administrativeGenderCode [0..1] Person (CE) {CWE:AdministrativeGender}	A value representing the gender (sex) of this person. Note: this attribute does not include terms related to clinical gender which is a complex physiological, genetic and sociological concept that requires multiple observations in order to be comprehensively described.
birthTime [0..1] Person (TS)	The date and time this person was born
birthPlace	
deceasedInd [0..1] Person (BL)	An indication that this person is dead
deceasedTime [0..1] Person (TS)	The date and time this person died
multipleBirthInd [0..1] Person (BL)	An indication that this person was part of a multiple birth
multipleBirthOrderNumber [0..1] Person (INT)	The order in which this person was born if part of a multiple birth
addr [0..*] Person (BAG<AD>)	Address(es) for corresponding with this person
maritalStatusCode [0..1] Person (CE) {CWE:MaritalStatus}	A value representing the domestic partnership status of this person
religiousAffiliationCode [0..1] Person (CE) {CWE:ReligiousAffiliation}	A value representing the primary religious preference of this person
raceCode [0..*] Person (SET<CE>) {CWE:Race}	A set of values representing the races of this person
ethnicGroupCode [0..*] Person (SET<CE>) {CWE:Ethnicity}	A set of values representing the ethnic groups of this person
3OtherIDs	Used to capture additional identifiers for the person such as a Drivers' license or Social Security Number.
classCode [1..1] (M) Role (CS) {CNE:ROL}	Structural attribute. This can be any specialization of "role" except for Citizen, or Employee.,
id [1..*] (M) Role (SET<II>)	One or more identifiers issued to the focal person by the associated scopingOrganization (e.g., identifiers from a different Patient Identity Domain).
PersonalRelationship	A personal relationship between the focal living subject and another living subject
classCode [1..1] (M) Role (CS) {CNE:PRS, fixed value= "PRS"}	Structural attribute; this is a "personal relationship" role
id [0..*] Role (SET<II>)	Identifier(s) for this personal relationship
code [1..1] (M)	A required value specifying the type of personal relationship

PRPA_HD201310IHE Patient Registry Find Candidates Response	This HMD extract defines the message used to return records from a patient registry in response to a Find Candidates Query. Derived from Figure 3.55.4.2.2-1 (PRPA_RM201310IHE)
Role (CE) {CWE:PersonalRelationshipRoleType}	between the relationshipHolder and the scoping living subject drawn from the PersonalRelationshipRoleType domain, for example, spouse, parent, unrelated friend
Citizen	Used to capture person information relating to citizenship.
classCode [1..1] (M) Role (CS) {CNE:CIT, fixed value= "CIT"}	Structural attribute; this is a "citizen" role
id [0..*] Role (SET<II>)	Identifier(s) for the focal person as a citizen of a nation
Nation	A politically organized body of people bonded by territory and known as a nation.
classCode [1..1] (M) Organization (CS) {CNE:NAT, fixed value= "NAT"}	Structural attribute; this is a 'nation' type of entity
determinerCode [1..1] (M) Organization (CS) {CNE:INSTANCE, fixed value= "INSTANCE"}	Structural attribute; this is a specific entity
code [1..1] (M) Organization (CD) {CWE:NationEntityType}	A value that identifies a nation state
name [0..1] Organization (ON)	A non-unique textual identifier or moniker for this nation
Employee	A relationship of the focal person with an organization to receive wages or salary. The purpose of this class is to identify the type of relationship the employee has to the employer rather than the nature of the work actually performed. For example, it can be used to capture whether the person is a Military Veteran or not..
classCode [1..1] (M) Employee (CS) {CNE:EMP}	Structural attribute; this is an "employee" role
statusCode [0..1] Employee (CS) {CNE:RoleStatus}	A value specifying the state of this employment relationship (based on the RIM Role class state-machine), for example, active, suspended, terminated.
occupationCode [0..1] Employee (CE) {CWE:EmployeeOccupationCode}	A code qualifying the classification of kind-of-work based upon a recognized industry or jurisdictional standard. OccupationCode is used to convey the person's occupation as opposed to jobClassCode (not used in this transaction) which characterizes this particular job. For example, it can be used to capture whether the person is a Military Veteran or not.
LanguageCommunication	A language communication capability of the focal person
languageCode [1..1] (M) LanguageCommunication (CE) {CWE:HumanLanguage}	A value representing a language for which the focal person has some level of proficiency for written or spoken communication. Examples: Spanish, Italian, German, English, American Sign
preferenceInd [0..1] LanguageCommunication (BL)	An indicator specifying whether or not this language is preferred by the focal person for the associated mode
QueryMatchObservation	Used to convey information about the quality of the match for each record.
classCode [1..1] (M) Observation (CS) {CNE:, default= "OBS"}	Structural attribute – this is an observation

PRPA_HD201310IHE Patient Registry Find Candidates Response	This HMD extract defines the message used to return records from a patient registry in response to a Find Candidates Query. Derived from Figure 3.55.4.2.2-1 (PRPA_RM201310IHE)
moodCode [1..1] (M) Observation (CS) {CNE:, default= "EVN" }	Structural attribute – this is an event
code [1..1] (M) Observation (CD) {CWE:QueryMatchObservationType}	A code, identifying this observation as a query match observation.
value [1..1] (M) QueryMatchObservation (INT)	A numeric value indicating the quality of match for this record. It shall correspond to the MinimumDegreeMatch.value attribute of the original query, and it shall have the same meaning (e.g., percentage, indicating confidence in the match).

8090 **3.55.4.2.2.3 Control Act and Transmission Wrappers**

Please see ITI TF-2X: Appendix O for details on the IHE guidelines for implementing the wrappers. Table 3.44.4.1.2-2 contains the Transmission and Control Act wrappers used for this interaction, and the associated constraints.

8095

Table 3.55.4.4.2-2: Wrappers and Constraints

Transmission Wrapper	Trigger Event Control Act Wrapper
MCCI_MT000300UV01 – Send Application Acknowledgement	MFML_MT700711UV01 – Master File/Registry Query Response Control Act (Role Subject)
<p>The value of interactionId shall be set to PRPA_IN201306UV02</p> <p>The value of processingModeCode shall be set to T</p> <p>The acceptAckCode shall be set to NE</p> <p>There shall be only one receiver Device</p>	<p>The value of ControlActProcess.moodCode shall be set to EVN</p> <p>The trigger event code in ControlActProcess.code shall be set to PRPA_TE201306UV02</p> <p>There shall be zero or more RegistrationEvents present in this message.</p> <p>For each matching record returned, there shall be exactly one RegistrationEvent present in this message.</p> <p>If a RegistrationEvent is part of the message, there shall be exactly one Patient role present in the payload.</p> <p>There shall be no replacementOf act-relationship present in this message</p> <p>The QueryAck.resultTotalQuantity, QueryAck.resultCurrentQuantity, and QueryAck.resultRemainingQuantity attributes shall not be populated.</p> <p>There shall be a QueryByParameter copy of the original query which shall be in the control act wrapper following the queryAck element.</p>

The composite message schemas which describe the full payload of this interaction, including the wrappers, can be found online on the IHE FTP site, see Appendix W (the schemas from the HL7 V3 2008 Normative Edition can be found at:

8100 Edition2008/processable/multicacheschemas/PRPA_IN201306UV02.xsd).

3.55.4.2.2.4 Specifying homeCommunityId in Response

The homeCommunityId is a globally unique identifier for a community – further defined in ITI TF-2b: 3.38.4.1.2.1. The Responding Gateway shall specify this value within every RegistrationEvent element in the Cross Gateway Patient Discovery response.

8105 The Responding Gateway may specify the same homeCommunityId in every RegistrationEvent, or may specify different homeCommunityId's. The Initiating Gateway shall interpret multiple RegistrationEvents as follows:

- Multiple RegistrationEvents with the same homeCommunityId represent multiple matches within the homeCommunityId identified community. The Initiating Gateway may choose one of the matches to use for subsequent processing.
- Each set of RegistrationEvents with the same homeCommunityId represents a different possible source for documents, so in order to get the complete list of relevant documents for the patient, the Initiating Gateway shall select at least one RegistrationEvent from each set with the same homeCommunityId and use the resulting collection of patient identifiers for subsequent processing. See ITI TF-1: 27.3.2.2 for an introduction to this environment.

8115

The homeCommunityId is specified as the id element within the assignedEntity of the custodian of the RegistrationEvent. The id element designating the homeCommunityId shall have only the root element, the contents of which is the homeCommunityId.

8120 The following example shows part of a response specifying a homeCommunityId value of urn:oid:1.2.840.114350.1.13.99998.8734.

8125

```

<subject typeCode="SUBJ">
  <registrationEvent classCode="REG" moodCode="EVN">
    <id nullFlavor="NA"/>
    <statusCode code="active"/>
    <subject1 typeCode="SBJ">
      ... (details of the matching patient)
    </subject1>
    <custodian typeCode="CST">
      <assignedEntity classCode="ASSIGNED">
        <id root="1.2.840.114350.1.13.99998.8734"/>
        <code code="SupportsHealthDataLocator"
          codeSystem="1.3.6.1.4.1.19376.1.2.27.2"/>
      </assignedEntity>
    </custodian>
  </registrationEvent>
</subject>

```

8130

8135

3.55.4.2.2.5 Specifying support as a Health Data Locator

8140 The Responding Gateway shall specify its support for this patient as a Health Data Locator. This specification is a coded value within the assignedEntity of the custodian of the RegistrationEvent. The valid codes for this designation are described in Table 3.55.4.4.2-3. The codeSystem for these code elements is 1.3.6.1.4.1.19376.1.2.27.2.

8145 **Table 3.55.4.4.2-3: Coded values for codeSystem=1.3.6.1.4.1.19376.1.2.27.2**

Value for code	Meaning of code
NotHealthDataLocator	This community does not maintain externally available location information about this patient and will respond with no data to a Patient Location Query transaction related to this patient.

The following example shows part of a response specifying no support for Health Data Locator:

```

8150 <subject typeCode="SUBJ">
      <registrationEvent classCode="REG" moodCode="EVN">
        <id nullFlavor="NA"/>
        <statusCode code="active"/>
        <subject1 typeCode="SBJ">
          ... (details of the matching patient)
        </subject1>
8155 <custodian typeCode="CST">
          <assignedEntity classCode="ASSIGNED">
            <id root="1.2.840.114350.1.13.99998.8734"/>
            <code code="NotHealthDataLocator"
8160               codeSystem="1.3.6.1.4.1.19376.1.2.27.2" />
          </assignedEntity>
        </custodian>
      </registrationEvent>
    </subject>
  
```

3.55.4.2.2.6 Special handling for more attributes requested

8165 The Responding Gateway has the option of informing the Initiating Gateway when additional demographic attributes may result in a match. This would most often be used in cases where the security and privacy policies do not allow release of patient data unless and until there is a level of assurance that the same patient is referenced. In this case the Responding Gateway cannot return a matching patient or patients because the level of assurance is not great enough. If the Initiating Gateway were able to specify further demographic attributes the Responding Gateway might have greater assurance of the match and thus be able to return the match information.

8170 To indicate this situation in its response the Responding Gateway codes a DetectedIssueEvent within the controlActProcess element, where the code in the actOrderRequired element references one of the coded elements described in Table 3.55.4.4.2-4. There may be as many triggerFor elements, each of them containing an ActOrderRequired element, as needed to code the attributes which would increase the assurance of the match. The codeSystem for these code elements is 1.3.6.1.4.1.19376.1.2.27.1.

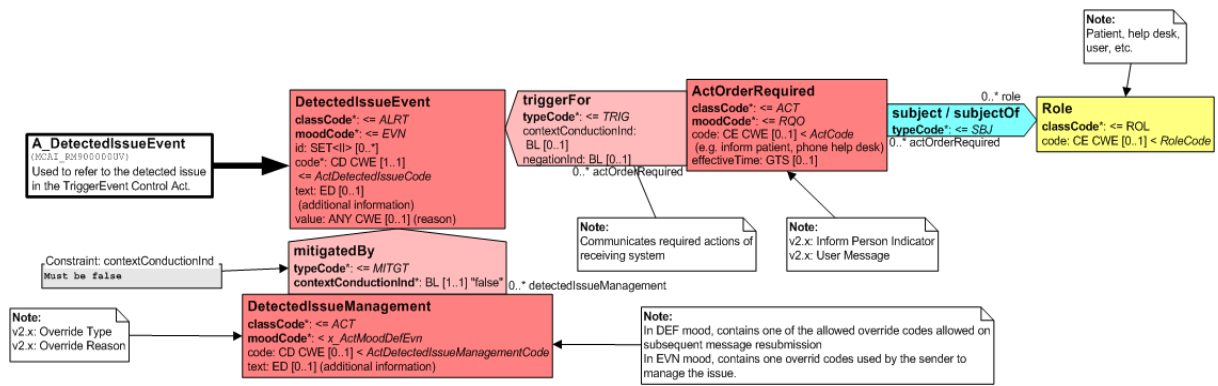


Figure 3.55.4.2.2-2: RMIM for DetectedIssueEvent

8180

Table 3.55.4.4.2-4: Coded values for codeSystem=1.3.6.1.4.1.19376.1.2.27.1

Value for code	Meaning of code
LivingSubjectAdministrativeGenderRequested	Requests the LivingSubjectAdministrativeGender attribute be specified
PatientAddressRequested	Requests the PatientAddress attribute be specified
PatientTelecomRequested	Requests the PatientTelecom attribute be specified
LivingSubjectBirthPlaceNameRequested	Requests the LivingSubjectBirthPlaceName attribute be specified
LivingSubjectBirthPlaceAddressRequested	Requests the LivingSubjectBirthPlaceAddress attribute be specified
MothersMaidenNameRequested	Requests the MothersMaidenName attribute be specified

The following example shows part of a response requesting the PatientAddress and PatientTelecom attributes.

```

8185 <detectedIssueEvent classCode="ALRT" moodCode="EVN">
  <code code="ActAdministrativeDetectedIssueCode" codeSystem="2.16.840.1.113883.5.4" />
  <triggerFor typeCode="TRIG">
8190   <actOrderRequired classCode="ACT" moodCode="RQO">
     <code code="PatientAddressRequested" codeSystem="1.3.6.1.4.1.19376.1.2.27.1" />
   </actOrderRequired>
  </triggerFor>
  <triggerFor typeCode="TRIG">
8195   <actOrderRequired classCode="ACT" moodCode="RQO">
     <code code="PatientTelecomRequested" codeSystem="1.3.6.1.4.1.19376.1.2.27.1" />
   </actOrderRequired>
  </triggerFor>
</detectedIssueEvent>
    
```

3.55.4.2.2.7 Specify details about problems handling request

The Responding Gateway has the option of informing the Initiating Gateway with some detail regarding a problem handling the request.

8200 The Responding Gateway may code a DetectedIssueEvent within the controlActProcess element, where the code in the detectedIssueManagement element references one of the coded elements described in Table 3.55.4.4.2-5. The codeSystem for these code elements is 1.3.6.1.4.1.19376.1.2.27.3.

8205 **Table 3.55.4.4.2-5: Coded values for codeSystem=1.3.6.1.4.1.19376.1.2.27.3**

Value for code	Meaning of code
ResponderBusy	The responder was not able to process the request because it is currently overloaded.
AnswerNotAvailable	The answer is not available. Human intervention may be needed.
InternalError	The responder was not able to respond due to an internal error or inconsistency.

The following example shows part of a response specifying that the responder is busy.

```
8210 <detectedIssueEvent classCode="ALRT" moodCode="EVN">
      <code code="ActAdministrativeDetectedIssueCode" codeSystem="2.16.840.1.113883.5.4"/>
      <mitigatedBy typeCode="MITGT">
8215   <detectedIssueManagement classCode="ACT" moodCode="EVN">
         <code code="ResponderBusy" codeSystem="1.3.6.1.4.1.19376.1.2.27.3"/>
      </detectedIssueManagement>
    </mitigatedBy>
  </detectedIssueEvent>
```

3.55.4.2.3 Expected Actions

8220 The Initiating Gateway shall accept a SOAP fault representing a transmission error. An internal error in the Responding Gateway is covered under Case 5. The Initiating Gateway Actor shall act on a valid query response as described by the following 5 cases:

Case 1: The Responding Gateway Actor finds exactly one patient record matching the criteria sent in the query parameters.

AA (application accept) is returned in Acknowledgement.typeCode (transmission wrapper).

OK (data found, no errors) is returned in QueryAck.queryResponseCode (control act wrapper)

8225 One RegistrationEvent (and the associated Patient role, subject of that event) is returned from the patient information source for the patient record found. The community associated with the Initiating Gateway may use the patient demographics and identifiers to: a) run an independent matching algorithm to ensure the quality of the match b) use the designated patient identifier in a Cross Gateway Query to get information about records related to the patient c) cache the correlation for future use (see ITI TF-2b: 3.55.4.2.3.1 for more information about caching).

8230 **Case 2:** The Responding Gateway Actor finds more than one patient close to matching the criteria sent in the query parameters and the policy allows returning multiple.

AA (application accept) is returned in Acknowledgement.typeCode (transmission wrapper).

OK (data found, no errors) is returned in QueryAck.queryResponseCode (control act wrapper)

8235 One RegistrationEvent (and the associated Patient role, subject of that event) is returned for each patient record found. The community associated with the Initiating Gateway may run its own matching algorithm to select from the list of returned patients. If a correlation is found the Responding Gateway may continue as if only one entry had been returned. If a correlation is still

8240 not clear it is expected that human intervention is required, depending on the policies of the Initiating Gateway's community.

Case 3: The Responding Gateway Actor finds more than one patient close to matching the criteria sent in the query parameters but no matches close enough for the necessary assurance level and more attributes might allow the Responding Gateway to return a match.

AA (application accept) is returned in Acknowledgement.typeCode (transmission wrapper).

8245 **OK** (data found, no errors) is returned in QueryAck.queryResponseCode (control act wrapper)

No RegistrationEvent is returned in the response, but the Responding Gateway provides a suggestion in terms of demographics that may help identify a match. The mechanism for specifying the suggestion is detailed in ITI TF-2b: 3.55.4.2.2.6 for description of coding of the response. The Initiating Gateway may use this feedback to initiate a new Cross Gateway Patient Discovery request including the requested additional attributes.

8250

Case 4: The Responding Gateway Actor finds no patients anywhere close to matching the criteria sent in the query parameters.

AA (application accept) is returned in Acknowledgement.typeCode (transmission wrapper).

NF (data found, no errors) is returned in QueryAck.queryResponseCode (control act wrapper)

8255 There is no RegistrationEvent returned in the response. The Initiating Gateway can assume this patient has no healthcare information held by the community represented by the Responding Gateway. This lack of correlation may be cached, see ITI TF-2b: 3.55.4.2.3.1 for more information about caching.

8260 **Case 5:** The Responding Gateway Actor is unable to satisfy the request. This may be because the request came synchronously and an asynchronous request may be feasible, or because the Responding Gateway Actor is overloaded with other requests and does not expect to answer for a significant period of time. It may also be that the Responding Gateway may need some manual configuration update to authorize responder or another error occurred while the Responding Gateway Actor was processing the message payload.

8265 **AE** (application error) is returned in Acknowledgement.typeCode (transmission wrapper).

AE (application error) is returned in QueryAck.queryResponseCode (control act wrapper)

There is no RegistrationEvent returned in the response. See ITI TF-2b: 3.55.4.2.2.7 for more information about coding errors for this case.

3.55.4.2.3.1 Caching (Informative)

8270 This section presents some considerations regarding caching of information learned through the Cross Gateway Patient Discovery transaction. There are no requirements regarding caching of the information, as this is a complex issue and must be addressed as part of deployment. The caching resulting from receiving and responding to the query is not updating any local information but only saving a record in a cache if so desired.

8275 Both the requesting and responding side of the Cross Gateway Patient Discovery transaction gain knowledge through this transaction. That knowledge may be used immediately, by sending a

8280 Cross Gateway Query transaction, or may be cached for use at some other time (or both). This section addresses caching considerations when the Cross Gateway Patient Discovery transaction is used in the Demographic Query and Feed mode. Other modes are a simplification of this mode with corresponding simplifications of the considerations presented.

The knowledge gained on both sides can be represented as a tuple:

1. LocalPid – Local patient identifier and demographics associated with that identifier
2. ExternalCommunityId – The homeCommunityId of another community.
- 8285 3. ExternalPid – The patient identifier for the same patient as LocalPid within the community identified by ExternalCommunityId. This identifier also has associated demographics

For the Initiating Gateway the ExternalPid may be null indicating that the community represented by ExternalCommunityId has no correlating patient identifier available.

8290 The tuple represents a correlation, or lack thereof, of patients in a pair of communities. The validity of this correlation may degrade over time, as changes in demographics, merge/link events and new patient registrations affect the correlation.

Local changes in demographics, merge/link

When a local change in demographics or a merge/link event affects the LocalPid, the community may initiate a Cross Gateway Patient Discovery request to validate the correlation.

8295 **External changes in demographics, merge/link**

When an external change in demographics or merge/link event occurs, the external community may initiate a Cross Gateway Patient Discovery request which, when received, can be used to re-assess the correlation and adjust accordingly. Mutually agreed policies for use of the CorrelationTimeToLive SOAP header may enable greater assurance that changes are reflected when needed.

8300

New patient registrations

When the Initiating Gateway's community discovers the lack of correlation to its local patient (ExternalPid null) it may monitor incoming Cross Gateway Patient Discovery transactions in order to discover later if that patient has arrived in the Responding Gateway's community.

8305 **3.55.5 Security Considerations**

No transaction specific security considerations.

3.55.5.1 Security Audit Considerations

The Cross Gateway Patient Discovery Transaction is a Query Information event as defined in Table ITI TF-2a: 3.20.6-1.

8310 The actors involved shall record audit events according to the following:

3.55.5.1.1 Initiating Gateway audit message:

	Field Name	Opt	Value Constraints
Event AuditMessage/ EventIdentification	EventID	M	EV(110112, DCM, "Query")
	EventActionCode	M	"E" (Execute)
	EventDateTime	M	not specialized
	EventOutcomeIndicator	M	not specialized
	EventTypeCode	M	EV("ITI-55", "IHE Transactions", "Cross Gateway Patient Discovery")
Source (Initiating Gateway) (1)			
Human Requestor (0..n)			
Destination (Responding Gateway) (1)			
Audit Source (Initiating Gateway) (1)			
Patient (0) No patient identifiers are included in this audit message.			
Query Parameters(1)			

Where:

Source AuditMessage/ ActiveParticipant	UserID	C	When WS-Addressing is used: value of <ReplyTo/> element
	AlternativeUserID	M	the process ID as used within the local operating system in the local system logs.
	UserName	U	not specialized
	UserIsRequestor	U	not specialized
	RoleIDCode	M	EV(110153, DCM, "Source")
	NetworkAccessPointTypeCode	M	"1" for machine (DNS) name, "2" for IP address
	NetworkAccessPointID	M	The machine name or IP address, as specified in RFC 3881.

Human Requestor (if known) AuditMessage/ ActiveParticipant	UserID	M	Identity of the human that initiated the transaction.
	AlternativeUserID	U	not specialized
	UserName	U	not specialized
	UserIsRequestor	U	not specialized
	RoleIDCode	U	Access Control role(s) the user holds that allows this transaction.
	NetworkAccessPointTypeCode	U	not specialized
	NetworkAccessPointID	U	not specialized

Destination AuditMessage/ ActiveParticipant	UserID	M	SOAP endpoint URI.
	AlternativeUserID	U	not specialized
	UserName	U	not specialized
	UserIsRequestor	M	"false"
	RoleIDCode	M	EV(110152, DCM, "Destination")
	NetworkAccessPointTypeCode	M	"1" for machine (DNS) name, "2" for IP address
	NetworkAccessPointID	M	The machine name or IP address, as specified in RFC 3881.

8315

Audit Source AuditMessage/ AuditSourceIdentification	AuditSourceID	U	Not specialized.
	AuditEnterpriseSiteID	U	not specialized
	AuditSourceTypeCode	U	not specialized

Query Parameters (AuditMessage/ ParticipantObjectIdentification)	ParticipantObjectTypeCode	M	"2" (system object)
	ParticipantObjectTypeCodeRole	M	"24" (query)
	<i>ParticipantObjectDataLifeCycle</i>	<i>U</i>	<i>not specialized</i>
	ParticipantObjectIDTypeCode	M	EV("ITI-55, "IHE Transactions", "Cross Gateway Patient Discovery")
	<i>ParticipantObjectSensitivity</i>	<i>U</i>	<i>not specialized</i>
	<i>ParticipantObjectID</i>	<i>M</i>	<i>not specialized</i>
	ParticipantObjectName	C	If known the value of <ihe:HomeCommunityId/>
	ParticipantObjectQuery	M	the QueryByParameter segment of the query, base64 encoded.
<i>ParticipantObjectDetail</i>	<i>U</i>	<i>not specialized</i>	

3.55.5.1.2 Responding Gateway audit message:

	Field Name	Opt	Value Constraints
Event AuditMessage/ EventIdentification	EventID	M	EV(110112, DCM, "Query")
	EventActionCode	M	"E" (Execute)
	<i>EventDateTime</i>	<i>M</i>	<i>not specialized</i>
	<i>EventOutcomeIndicator</i>	<i>M</i>	<i>not specialized</i>
	EventTypeCode	M	EV("ITI-55", "IHE Transactions", "Cross Gateway Patient Discovery")
Source (Initiating Gateway) (1)			
Destination (Responding Gateway) (1)			
Audit Source (Responding Gateway) (1)			
Patient (0..n) one for each patient whose demographic information was returned in the response.			
Query Parameters(1)			

Where:

Source AuditMessage/ ActiveParticipant	UserID	C	When WS-Addressing is used: value of <ReplyTo/> element
	<i>AlternativeUserID</i>	<i>U</i>	<i>not specialized</i>
	<i>UserName</i>	<i>U</i>	<i>not specialized</i>
	UserIsRequestor	<i>U</i>	<i>not specialized</i>
	RoleIDCode	M	EV(110153, DCM, "Source")
	NetworkAccessPointTypeCode	M	"1" for machine (DNS) name, "2" for IP address
	NetworkAccessPointID	M	The machine name or IP address, as specified in RFC 3881.

8320

Destination AuditMessage/ ActiveParticipant	UserID	M	SOAP endpoint URI.
	<i>AlternativeUserID</i>	<i>M</i>	the process ID as used within the local operating system in the local system logs.
	<i>UserName</i>	<i>U</i>	<i>not specialized</i>
	UserIsRequestor	M	"false"
	RoleIDCode	M	EV(110152, DCM, "Destination")
	NetworkAccessPointTypeCode	M	"1" for machine (DNS) name, "2" for IP address
	NetworkAccessPointID	M	The machine name or IP address, as specified in RFC 3881.

Audit Source (AuditMessage/ AuditSourceIdentification)	<i>AuditSourceID</i>	<i>U</i>	<i>Not specialized.</i>
	<i>AuditEnterpriseSiteID</i>	<i>U</i>	<i>not specialized</i>
	<i>AuditSourceTypeCode</i>	<i>U</i>	<i>not specialized</i>

Patient (AuditMessage/ ParticipantObjectIdentification)	<i>ParticipantObjectTypeCode</i>	<i>M</i>	"1" (Person)
	<i>ParticipantObjectTypeCodeRole</i>	<i>M</i>	"1" (Patient)
	<i>ParticipantObjectDataLifeCycle</i>	<i>U</i>	<i>not specialized</i>
	<i>ParticipantOIDTypeCode</i>	<i>M</i>	EV(2, RFC-3881, "Patient Number")
	<i>ParticipantObjectSensitivity</i>	<i>U</i>	<i>not specialized</i>
	<i>ParticipantObjectID</i>	<i>M</i>	The patient ID in HL7 CX format.
	<i>ParticipantObjectName</i>	<i>U</i>	<i>not specialized</i>
	<i>ParticipantObjectQuery</i>	<i>U</i>	<i>not specialized</i>
<i>ParticipantObjectDetail</i>	<i>U</i>	<i>not specialized</i>	

Query Parameters (AuditMessage/ ParticipantObjectIdentification)	<i>ParticipantObjectTypeCode</i>	<i>M</i>	"2" (system object)
	<i>ParticipantObjectTypeCodeRole</i>	<i>M</i>	"24" (query)
	<i>ParticipantObjectDataLifeCycle</i>	<i>U</i>	<i>not specialized</i>
	<i>ParticipantOIDTypeCode</i>	<i>M</i>	EV("ITI-55", "IHE Transactions", "Cross Gateway Patient Discovery")
	<i>ParticipantObjectSensitivity</i>	<i>U</i>	<i>not specialized</i>
	<i>ParticipantObjectID</i>	<i>M</i>	<i>Not specialized</i>
	<i>ParticipantObjectName</i>	<i>C</i>	If known the value of <ihe:HomeCommunityId/>
	<i>ParticipantObjectQuery</i>	<i>M</i>	the QueryByParameter segment of the query, base64 encoded.
<i>ParticipantObjectDetail</i>	<i>U</i>	<i>not specialized</i>	

8325

3.55.6 Protocol Requirements

The Cross Gateway Patient Discovery request and response will be transmitted using Synchronous or Asynchronous Web Services Exchange, according to the requirements specified in ITI TF-2x: Appendix V. If the Deferred Response Option is being used the request and response will be transmitted as described in ITI TF-2b:3.55.6.2.

8330

The following WSDL naming conventions shall apply:

query message -> "PRPA_IN201305UV02_Message"

The following WSDL snippet describes the type for this message:

8335

```

...
<types>
<xsd:schema elementFormDefault="qualified" targetNamespace="urn:h17-org:v3"
xmlns:h17="urn:h17-org:v3">
<!-- Include the message schema -->
<xsd:import namespace="urn:h17-org:v3"
schemaLocation=" ../schema/HL7V3/NE2008/multicacheschemas/PRPA_IN201305UV02.xsd"/>
<xsd:element name="PRPA_IN201305UV02"/>
</xsd:schema>
</types>

```

8340

8345 ...
 The message is described by the following snippet:
 ...
 <message name="PRPA_IN201305UV02_Message">
 <part element="hl7:PRPA_IN201305UV02" name="Body"/>
 </message>
 8350 ...

3.55.6.1 Web Services Port Type and Binding Definitions

Responding Gateway:

IHE-WSP201) The attribute /wsdl:definitions/@name SHALL be “RespondingGateway”.

The following WSDL naming conventions shall apply:

8355 wsdl:definitions/@name="RespondingGateway":
 ITI-55 query -> "PRPA_IN201305UV02_Message"
 ITI-55 response -> "PRPA_IN201306UV02_Message"
 accept acknowledgement -> "MCCI_IN000002UV01_Message"
 portType -> "RespondingGateway_PortType"
 8360 ITI-55 operation -> "RespondingGateway_PRPA_IN201305UV02"
 ITI-55 Deferred Response operation ->
 "RespondingGateway_Deferred_PRPA_IN201305UV02"
 SOAP 1.2 binding -> "RespondingGateway_Binding_Soap12"
 SOAP 1.2 port -> "RespondingGateway_Port_Soap12"
 8365

Initiating Gateway:

IHE-WSP201) The attribute /wsdl:definitions/@name SHALL be “InitiatingGateway”.

The following WSDL naming conventions shall apply:

8370 wsdl:definitions/@name="InitiatingGateway":
 ITI-55 response -> "PRPA_IN201306UV02_Message"
 accept acknowledgement -> "MCCI_IN000002UV01_Message"
 portType -> "InitiatingGateway_PortType"
 ITI-55 Deferred Response operation ->
 "InitiatingGateway_Deferred_PRPA_IN201306UV02"
 8375 SOAP 1.2 binding -> "InitiatingGateway_Binding_Soap12"
 SOAP 1.2 port -> "InitiatingGateway_Port_Soap12"

The following WSDL snippets specify the Cross Gateway Patient Discovery Query Port Type and Binding definitions, according to the requirements specified in ITI TF-2x: Appendix V.

8380 3.55.6.1.1 Port Type

Responding Gateway:

8385 <portType name="RespondingGateway_PortType">
 <operation name="RespondingGateway_PRPA_IN201305UV02">
 <input message="tns:PRPA_IN201305UV02_Message" wsaw:Action="urn:hl7-
 org:v3:PRPA_IN201305UV02:CrossGatewayPatientDiscovery" />

8390

```

<output message="tns:PRPA_IN201306UV02_Message" wsaw:Action="urn:hl7-
org:v3:PRPA_IN201306UV02:CrossGatewayPatientDiscovery" />
</operation>
<operation name="RespondingGateway_Deferred_PRPA_IN201305UV02">
<input message="tns:PRPA_IN201305UV02_Message" wsaw:Action="urn:hl7-
org:v3:PRPA_IN201305UV02:Deferred:CrossGatewayPatientDiscovery" />
<output message="tns:MCCI_IN000002UV01_Message" wsaw:Action="urn:hl7-org:v3:MCCI_IN000002UV01" />
</operation>
</portType>

```

8395

Initiating Gateway:

8400

```

<portType name="InitiatingGatewayDeferredResponse_PortType">
  <operation name="InitiatingGateway_Deferred_PRPA_IN201306UV02">
    <input message="tns:PRPA_IN201306UV02_Message" wsaw:Action="urn:hl7-
org:v3:PRPA_IN201306UV02:Deferred:CrossGatewayPatientDiscovery" />
    <output message="tns:MCCI_IN000002UV01_Message" wsaw:Action="urn:hl7-
org:v3:MCCI_IN000002UV01" />
  </operation>
</portType>

```

8405

3.55.6.1.2 Bindings

8410

**SOAP 1.2 binding:
Responding Gateway:**

8415

```

...
<binding name="RespondingGateway_Binding_Soap12" type="RespondingGateway_PortType">
  <wsoap12:binding style="document" transport="http://schemas.xmlsoap.org/soap/http"/>
  <operation name="RespondingGateway_PRPA_IN201305UV02">
    <wsoap12:operation soapAction="urn:hl7-
org:v3:PRPA_IN201305UV02:CrossGatewayPatientDiscovery" />
    <input>
      <wsoap12:body use="literal"/>
    </input>
    <output>
      <wsoap12:body use="literal"/>
    </output>
  </operation>
  <operation name="RespondingGateway_Deferred_PRPA_IN201305UV02">
    <wsoap12:operation soapAction="urn:hl7-
org:v3:PRPA_IN201305UV02:Deferred:CrossGatewayPatientDiscovery" />
    <input>
      <wsoap12:body use="literal"/>
    </input>
    <output>
      <wsoap12:body use="literal"/>
    </output>
  </operation>
</binding>
...

```

8420

8425

8430

8435

Initiating Gateway:

```
8440  ...
      <binding name="InitiatingGatewayDeferredResponse_Binding"
      type="tns:InitiatingGatewayDeferredResponse_PortType">
        <soap12:binding style="document" transport="http://schemas.xmlsoap.org/soap/http"/>
        <operation name="InitiatingGateway_Deferred_PRPA_IN201306UV02">
8445  <soap12:operation soapAction="urn:h17-
      org:v3:PRPA_IN201306UV02:Deferred:CrossGatewayPatientDiscovery"/>
        <input>
          <soap12:body use="literal"/>
        </input>
        <output>
8450  <soap12:body use="literal"/>
        </output>
        <operation>
      </binding>
      ...
```

8455

Informative WSDL for the Responding Gateway Actor is available online on the IHE FTP site, see ITI TF-2x: Appendix W.

3.55.6.2 Deferred Response Option

8460 The Deferred Response Message pattern is a message exchange pattern where the request/response web service message exchange has been converted into two request/response message exchange patterns, where the original request and response messages are used as the request portion of each message and an application acknowledgement is the response. Figure 3.55.6.2-1 illustrates this pattern as it is used for the Cross Gateway Patient Discovery [ITI-55] transaction.

8465

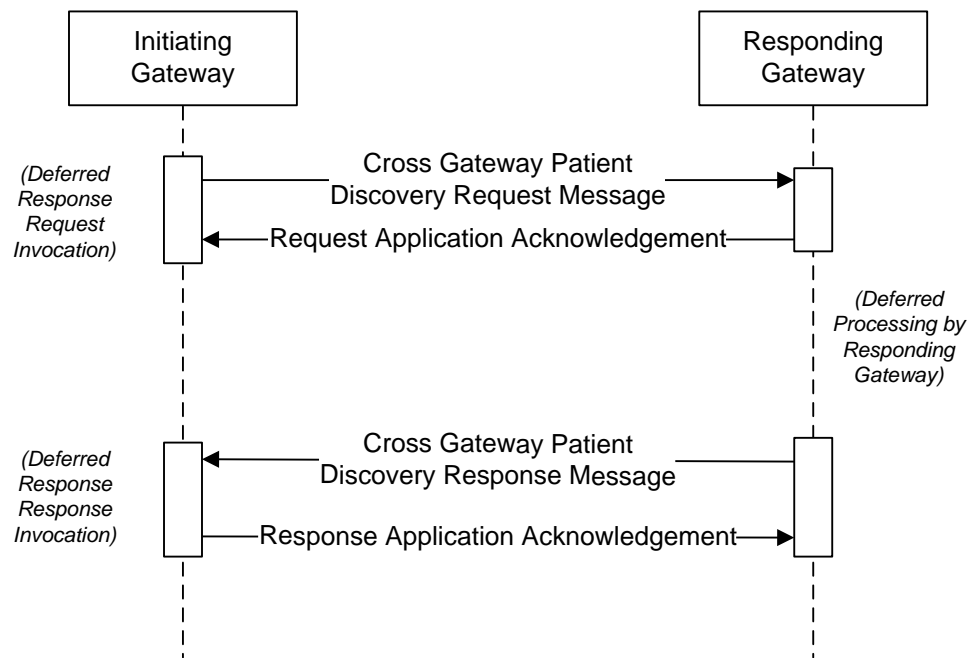


Figure 3.55.6.2-1: Deferred Response Message Pattern

Cross Gateway Patient Discovery Request Message

8470 The Initiating Gateway that supports the Deferred Response Option may request the use of Deferred Response message exchange by specifying the following in the Cross Gateway Patient Discovery Request Message:

- The WS-Addressing Action value shall be urn:hl7-org:v3:PRPA_IN201305UV02:Deferred: CrossGatewayPatientDiscovery
- 8475 • The responsePriorityCode element shall be set to a value of 'D' to represent the deferred processing mode.
- The respondTo element of the transmission wrapper, see the figure in Section ITI TF-2b:3.55.4.1.2.4, shall contain a telecom element with the Web Services Endpoint where the response shall be sent.

8480 Example of specifying the respondTo element:

```

<respondTo typeCode="RSP">
  <telecom value="service entry point url"
  <entityRsp classCode="ENT" determinerCode="INSTANCE" xsi:nil="true"/>
</respondTo>
  
```

8485

Cross Gateway Patient Discovery Request Application Acknowledgement Message

If the Responding Gateway supports the Deferred Response Option it shall respond with an HL7 V3 Accept Acknowledgement message (MCCI_IN000002UV01). The WS-Addressing Action value shall be urn:hl7-org:v3:MCCI_IN000002UV01.

8490 **Cross Gateway Patient Discovery Response Message**

The Responding Gateway will process the Cross Gateway Patient Discovery Request Message and generate a Cross Gateway Patient Discovery Response Message following all the applicable requirements for the transaction. If the Responding Gateway supports the Deferred Response Option, the Cross Gateway Patient Discovery Response Message will be sent as a new request as follows:

8495

- The Responding Gateway shall direct the response message to the address specified in the respondTo element in the transmission wrapper.
- The WS-Addressing RelatesTo element of the response message shall be populated with the message identifier from the WS-Addressing MessageID element of the request message
- The WS-Addressing Action value shall be urn:hl7-org:v3:PRPA_IN201306UV02:Deferred:CrossGatewayPatientDiscovery
- Correlation with the request message is also supplied through the queryID element from the request message which shall be the same as the queryID element of the Response message.

8500

8505

Cross Gateway Patient Discovery Response Application Acknowledgement Message

The Initiating Gateway that supports the Deferred Response Option shall respond with an HL7 V3 application acknowledgement message (MCCI_IN000002UV01). The WS-Addressing Action value shall be urn:hl7-org:v3:MCCI_IN000002UV01.

8510

3.60 Retrieve Multiple Value Sets

8515 This section corresponds to Transaction ITI-60 of the IHE IT Infrastructure Technical Framework. The Value Set Consumer and Value Set Repository actors use transaction ITI-60.

3.60.1 Scope

This transaction is used by the Value Set Consumer to retrieve Value Sets from the Value Set Repository.

3.60.2 Use case roles

8520

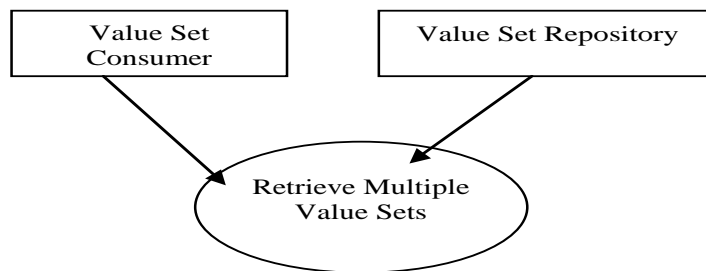


Figure 3.60.2-1: Use Case Roles

Actors:

Actor: Value Set Consumer

8525 **Role:** Requests all Value Sets that match request parameters

Actor: Value Set Repository

Role: Provides matching Value Sets and associated metadata

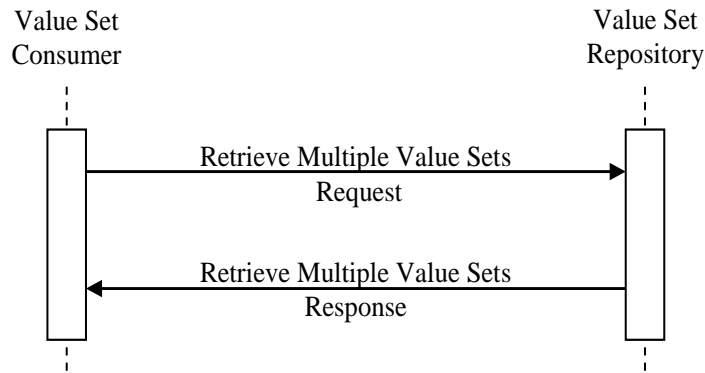
3.60.3 Referenced Standards

8530 The referenced standards are:

Table 3.60.3-1: Referenced Standards

Appendix V	ITI TF-2x: Appendix V Web Services for IHE Transactions Contains references to all Web Services standards and requirements of use
HL7 v3 Data Type XML ITS	HL7 Version 3 Standard: XML Implementation Technology Specifications – Data Types, R1
HTTP 1.1	IETF RFC 2616: Hypertext Transfer Protocol – HTTP 1.1
POSIX 1003.2	IEEE Std 1003.2 IEEE Standard for Information Technology — Portable Operating System Interface (POSIX®) — Part 2: Shell and Utilities — Amendment 1: Batch Environment -Description

3.60.4 Interaction Diagram



8535

Figure 3.60.4-1: Interaction Diagram

3.60.4.1 Retrieve Multiple Value Sets Request

3.60.4.1.1 Trigger Events

8540 The Value Set Consumer wants to retrieve value sets and has one or more element values to be
 8545 matched in the metadata that describes value sets. This could be from pre-configuration or user
 input. The value sets that match these element values are needed for processing by the Value Set
 Consumer. The Value Set Consumer sends a Retrieve Multiple Value Sets Request to the Value Set
 Repository. Table 3.60.4.1.1-1 summarizes the metadata elements. See the schema for
 precise encoding details.

Table 3.60.4.1.1-1: Metadata Summary

Metadata Element	Description	Mandatory within Metadata returned	Usable as Selection Criterion
id	This is the unique identifier of the value set	Mandatory	Y
displayName	This is the name of the value set	Mandatory	Y
Source	This is the source of the value set, identifying the originator or publisher of the information	Mandatory	Y
Purpose	Brief description about the general purpose of the value set	Optional	Y
Definition	A text definition describing how concepts in the value set were selected	Optional	Y
Source URI	Most sources also have a URL or document URI that provides further details regarding the value set.	Optional	N
Version	A string identifying the specific version of the value set.	Mandatory	N

Metadata Element	Description	Mandatory within Metadata returned	Usable as Selection Criterion
Status	Active, Inactive, local extensions	Mandatory	N
Type	This describes the type of the value set. It shall be: <ul style="list-style-type: none"> • Intensional, • Extensional, or • Expanded <p>Note: This is the type of the value set in the repository. The ConceptList that will also be returned is the current expansion of the value set.</p>	Mandatory	N
Binding	Shall be “Static” or “Dynamic”	Optional	N
Effective Date	The date when the value set is expected to be effective	Optional	Y
Expiration Date	The date when the value set is no longer expected to be used	Optional	Y
Creation Date	The date of creation of the value set	Optional	Y
Revision Date	The date of revision of the value set	Optional	Y
Group	The identifiers and keywords of the groups that include this value set. A group may also have an OID assigned.	Optional	Y

3.60.4.1.2 Message Semantics

8550 The Retrieve Multiple Value Sets Request shall specify retrieval selection parameters as shown in the Table 3.60.4.1.2-1. It requests retrieval of all concept lists that have metadata matching the parameters used. At least one request parameter shall be provided.

Table 3.60.4.1.2-1: The Request Parameters in the RetrieveMultipleValueSets Request

Parameter	Parameter Format	Metadata Element	Match Type	Match Rules	Note
id	OID	id	OID	equals	
DisplayNameContains	string	Name	Regex	regex	POSIX rules
SourceContains	string	Source	Regex	regex	POSIX rules
PurposeContains	string	Purpose	Regex	regex	POSIX rules
DefinitionContains	string	Definition	Regex	regex	POSIX rules
GroupContains	string	Group	Regex	regex	POSIX rules
GroupOID	OID	Group	OID	equals	Equality match for OID attribute of a Group element
EffectiveDateBefore	http-date	EffectiveDate	date	Before or equal	Date comparison to the day

Parameter	Parameter Format	Metadata Element	Match Type	Match Rules	Note
EffectiveDateAfter	http-date	EffectiveDate	date	Equal or after	Date comparison to the day
ExpirationDateBefore	http-date	ExpirationDate	date	Before or equal	Date comparison to the day
ExpirationDateAfter	http-date	ExpirationDate	date	Equal or after	Date comparison to the day
CreationDateBefore	http-date	CreationDate	date	Before or equal	Date comparison to the day
CreationDateAfter	http-date	CreationDate	date	Equal or after	Date comparison to the day
RevisionDateBefore	http-date	RevisionDate	date	Before or equal	Date comparison to the day
RevisionDateAfter	http-date	RevisionDate	date	Equal or after	Date comparison to the day
Format	String	n/a	n/a	n/a	This specifies the format for the returned information. Shall be "CE-List" if present.

8555 3.60.4.1.3 Expected Actions

The Value Set Repository shall perform matching in accordance with the rules in Table 3.60.4.1.2-1.

- 8560 • Regex matches shall compare the contents of the referenced metadata field with the regex using the POSIX matching rules. If the regex matches the field, the value set matches.
- OID matching compares only for equal OIDs, ignoring leading zeroes.
- Date comparisons convert the argument into a date, and compare it with the dates in the metadata using a date comparison. Equality means the same day.

Any value set that matches all of the request parameters shall be included in the response.

- 8565 Note: Multiple queries will sometimes be needed. Rather than specify a complex query mechanism, the Retrieve Multiple Value Sets request expects the client or user to locally eliminate any extra value sets and make additional queries. Value sets are relatively small and compress very well, so these extras are not a significant communications burden. Performing the final steps of selecting the value sets based on having the full metadata present locally allows a much richer and potentially interactive selection process. It also allows a simpler and more robust server.
- 8570

3.60.4.2 Retrieve Multiple Value Sets Response

3.60.4.2.1 Trigger Events

This message will be triggered by completion of matching for a Retrieve Multiple Value Sets Request Message.

8575 **3.60.4.2.2 Message Semantics**

The response shall be a Retrieve Multiple Value Sets Response as specified in the XML schema defining RetrieveMultipleValueSetsResponse which can be accessed on the IHE FTP site, see ITI TF-2x: Appendix W. The RetrieveMultipleValueSetsResponse element shall have one DescribedValueSet element for each matching value set found. If no matching elements are found, it shall be empty.

8580

Each DescribedValueSet element contains:

- **An id** attribute, a mandatory OID, the OID for this value set
- **A displayName** attribute, a mandatory string, the name of this value set
- **Source**, an optional string, the source organization for this value set
- 8585 • **SourceURI**, an optional URI, a URI providing more description of this value set,
- **Purpose**, an optional string, a description of the intended use of this value set
- **Definition**, an optional string, a definition of the value set provided by the source
- **A version** attribute, a mandatory string, a version in the format used by the source,
- **Status**, an optional string, the status at time of retrieval (e.g., Active or Inactive)
- 8590 • **Type**, a mandatory string, that indicates whether this is an intensional, extensional, or expanded value set.
- **Binding**, an optional string, either static or dynamic.
- **EffectiveDate**, an optional XML-date, the initial effective date for this value set
- **ExpirationDate**, an optional XML-date, the intended expiration date for this value set
- 8595 • **CreationDate**, an optional XML-date, the creation date of this value set,
- **RevisionDate**, an optional XML-date, the revision date of this value set,
- Zero or more **Group** elements, where each **Group** element has
 - an optional **id** attribute containing the OID for the group.
 - An optional **displayName** attribute, containing the name for the group,
 - 8600 • An optional **sourceOrganization** attribute, containing the name of the organization that defined the group.
 - Zero or more **Keyword** elements that contain keywords associated with the group.
 - One **ConceptList**, that contains
 - One or more **Concept**, encoded using the HL7 CE datatype. These are the codes that are members of the expanded form of the value set.
 - 8605 • With an optional attribute **xml:lang** to indicate the language for the displayname for these concepts.

The ConceptList element and structure is the same in both the ITI-48 and ITI-60 transactions. The Identifier OID in the ITI-60 response is the OID used in the ITI-48 transaction when the value set is an expanded value set. It will not match in other cases.

A sample RetrieveMultipleValueSetsResponse is shown below:

```

8610 <?xml version="1.0" encoding="UTF-8"?>
8615 <RetrieveMultipleValueSetsResponse xmlns="urn:ihe:iti:svs:2008"
xmlns:xsi="http://www.w3.org/2001/XMLSchema-instance"
xsi:schemaLocation="urn:ihe:iti:svs:2008:SVS.xsd">
  <DescribedValueSet id="1.2.3" displayName="placeholder" version="version1">
    <ConceptList xml:lang="en-US">
      <Concept code="code1" codeSystem="2.3.4"
8620 codeSystemName="codeSystemName1" codeSystemVersion="codeSystemVersion1"
displayName="displayName1">
        </Concept>
      <Concept code="code7" codeSystem="2.3.4"
8625 codeSystemName="codeSystemName1" codeSystemVersion="codeSystemVersion1"
displayName="displayName7">
        </Concept>
      </ConceptList>
      <Source>Codingsource</Source>
8630 <SourceURI>http://www.codingsource.com/placeholder</SourceURI>
      <Purpose>Purpose0</Purpose>
      <Definition>Definition0</Definition>
      <Type>Expanded</Type>
      <Binding>Static</Binding>
      <Status>Status0</Status>
8635 <EffectiveDate>2006-05-04</EffectiveDate>
      <ExpirationDate>2011-09-04</ExpirationDate>
      <CreationDate>2006-05-04</CreationDate>
      <RevisionDate>2006-05-04</RevisionDate>
8640 <Group id="2.4.5" sourceOrganization="sourceOrganization1"
displayName="displayName15">
      <Keyword>Keyword0</Keyword>
      <Keyword>Keyword1</Keyword>
      </Group>
8645 <Group id="2.4.54" sourceOrganization="sourceOrganization3"
displayName="displayName17">
      <Keyword>Keyword2</Keyword>
      <Keyword>Keyword3</Keyword>
      </Group>
    </DescribedValueSet>
8650 </RetrieveMultipleValueSetsResponse>

```

3.60.5 Protocol Requirements

The protocol for the Retrieve Value Set transaction describes two bindings. The first is based on SOAP 1.2, and the second is an HTTP binding. The relevant XML namespace definitions can be seen in *Table 3.48.5-1 WSDL Namespace Definitions*.

8655

Table 3.60.5-1: WSDL Namespace Definitions

soap12	http://schemas.xmlsoap.org/wsdl/soap12/
wsaw	http://www.w3.org/2006/05/addressing/wsdl/
xsd	http://www.w3.org/2001/XMLSchema

ihe	urn:ihe:iti:svs:2008
-----	----------------------

3.60.5.1 SOAP Binding

8660 Value Set Consumers which support the SOAP Binding Option shall follow the rules for Web Services transactions outlined in ITI TF-2x: Appendix V. These are the requirements for the RetrieveMultipleValueSets transaction presented in the order in which they would appear in the WSDL definition:

The following types shall be imported (xsd:import) in the /definitions/types section:

namespace="urn:ihe:iti:svs:2008", schema="SVS.xsd"

8665 The /definitions/message/part/@element attribute of the Retrieve Value Set Request message shall be defined as "ihe:RetrieveMultipleValueSetsRequest"

The /definitions/message/part/@element attribute of the Retrieve Value Set Response message shall be defined as "ihe:RetrieveMultipleValueSetsResponse"

8670 The /definitions/portType/operation/input/@wsaw:Action attribute for the Retrieve Multiple Value Sets Request message shall be defined as "urn:ihe:iti:2010:RetrieveMultipleValueSets"

The /definitions/portType/operation/output/@wsaw:Action attribute for the Retrieve Value Set Response message shall be defined as "urn:ihe:iti:2010:RetrieveMultipleValueSetsResponse"

8675 The /definitions/binding/operation/soap12:operation/@soapAction attribute shall be defined as "urn:ihe:iti:2010:RetrieveMultipleValueSets"

These are the requirements that affect the wire format of the SOAP message. The other WSDL properties are only used within the WSDL definition and do not affect interoperability.

Within the request message payload the

<ihe:RetrieveMultipleValueSetsRequest/> element is defined as:

- 8680
- A optional /ihe:RetrieveMultipleValueSetsRequest@id element that contains the ID of the requested Value Set within the Value Set Repository. The Value Set ID shall be formatted as an ISO OID.
 - An optional /ihe:RetrieveMultipleValueSetsRequest@DisplayNameContains element
 - An optional /ihe:RetrieveMultipleValueSetsRequest@SourceContains element
 - An optional /ihe:RetrieveMultipleValueSetsRequest@PurposeContains element
- 8685

- 8690
 - An optional /ihe:RetrieveMultipleValueSetsRequest@DefinitionContains element
 - An optional /ihe:RetrieveMultipleValueSetsRequest@GroupContains element
- 8695
 - An optional /ihe:RetrieveMultipleValueSetsRequest@GroupOID element
 - An optional /ihe:RetrieveMultipleValueSetsRequest@EffectiveDateBefore element
- 8700
 - An optional /ihe:RetrieveMultipleValueSetsRequest@EffectiveDateAfter element
 - An optional /ihe:RetrieveMultipleValueSetsRequest@ExpirationDateBefore element
- 8705
 - An optional /ihe:RetrieveMultipleValueSetsRequest@ExpirationDateAfter element
 - An optional /ihe:RetrieveMultipleValueSetsRequest@CreationDateBefore element
- 8710
 - An optional /ihe:RetrieveMultipleValueSetsRequest@CreationDateAfter element
 - An optional /ihe:RetrieveMultipleValueSetsRequest@RevisionDateBefore element
- 8715
 - An optional /ihe:RetrieveMultipleValueSetsRequest@RevisionDateAfter element
- 8720
 - An optional /ihe:RetrieveMultipleValueSetsRequest@RevisionDateAfter element

Value Set Repositories shall include within the response message payload for the SOAP Binding Option the <ihe:RetrieveMultipleValueSetsResponse/> element which is described above in 3.60.4.2.2.

3.60.5.2 HTTP Binding

- 8725 Value Set Consumers which support the HTTP Binding Option shall use the GET method as defined in IETF RFC2616 for the Retrieve Value Set Request. Each parameter to be used for selection shall be encoded as an HTTP Get parameter.

8730 A sample URL for the HTTP binding for a query to retrieve all value sets for a reporting purpose, with either “stroke” or “JCAHO” in the value set name looks as follows:
`https://example.com/RetrieveMultipleValueSets?DisplayNameContains="stroke|JCAHO"&PurposeContains="report"`

Value Set Repositories shall format the response to the HTTP GET operation as an HTTP response message as defined in IETF RFC2616.

8735 The Content-Type field of the HTTP header shall be “text/xml” (see Section 14.4 of IETF RFC2616).

The content of the HTTP response message shall be an XML encoded RetrieveMultipleValueSetsResponse, as described in Section 3.60.4.2.2.

8740 The Value Set Repository shall return an error code in case there are invalid request parameters. It shall return an HTTP status code of 404, with an HTTP Warning header containing warn-code of 111, and warn-text of “INV: Invalid search parameters”. See sections 10.4.5 and 14.46 of IETF RFC 2616 for more information. A search with valid request parameters that finds no matching value sets is not an error. It will return an empty QueryRetrievedValueSets

3.60.6 Security Requirements

8745 The value sets do not contain personal information. In some cases, the value sets are created by standards organizations with the intention that they be or publicly shared. In other cases, there may be licensing or other proprietary restrictions on their disclosure. These licenses or restrictions are at the organizational level, not at the level of individual users. This greatly reduces the security needs and eliminates privacy concerns.

For further security considerations please consult ITI TF-1: Appendix G.

8750 Audit trails shall be configurable to record access to a selected list of Value Sets. In most cases, there is no need to audit the value set request activity, but there may be some exceptional cases where auditing will be needed. See Section 3.48.6.1 for audit record recommendations in those cases.

8755 This profile does not attempt to establish rules for managing security on proprietary value sets with licensing or access restrictions.

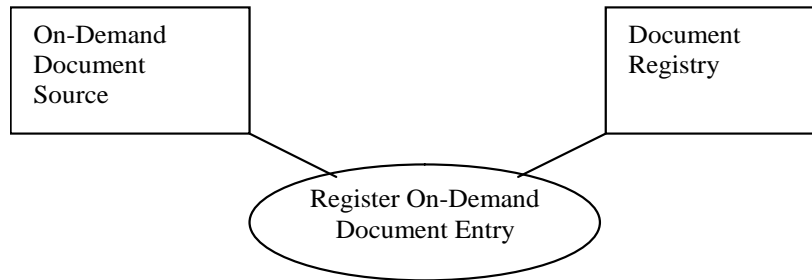
3.61 Register On-Demand Document Entry

This section corresponds to Transaction 61 of the IHE ITI Technical Framework. Transaction 61 is used by the On-Demand Document Source and Document Registry actors.

3.61.1 Scope

8760 The Register On-Demand Document Entry transaction passes a Submission Request from an On-Demand Document Source Actor to a Document Registry Actor. The Submission Request contains metadata describing one or more On-Demand Document Entries.

3.61.2 Use Case Roles



8765 **Actor:** On-Demand Document Source

Role: A Provider of On-Demand Documents that registers a patient specific on-demand document to the Document Registry.

Actor: Document Registry

8770 **Role:** A document indexing system that receives and stores metadata about available on-demand documents.


3.61.3 Referenced Standard

Implementors of this transaction shall comply with all requirements described in ITI TF-2x: Appendix V: Web Services for IHE Transactions.

ebRIM	OASIS/ebXML Registry Information Model v3.0
ebRS	OASIS/ebXML Registry Services Specifications v3.0
HL7V2	HL7 Version 2.5
Appendix V	ITI TF-2x:Appendix V Web Services for IHE Transactions Contains references to all Web Services standards and requirements of use
ITI TF-3:4	Metadata used in Document Sharing profiles

8775

3.61.4 Interaction Diagram



3.61.4.1 Register On-Demand Document Entry Request

8780 The On-Demand Document Source sends metadata about one or more patient specific n-demand documents to the Document Registry.

3.61.4.1.1 Trigger Events

The Register On-Demand Document Entry Request message is triggered when the On-Demand Document Source chooses to make available an on-demand document for a particular patient.

3.61.4.1.2 Message Semantics

8785 The sections in ITI TF-3: 4.2 specify the mapping of XDS concepts to ebRS and ebRIM semantics and document metadata. In its use of metadata the On-Demand Document Entry follows the same conventions and requirements as a Document Entry except for the following.

- creationTime – Not Applicable, shall not be specified in a Register On-Demand Document Entry request.
- 8790 • Hash – Not Applicable, shall not be specified in a Register On-Demand Document Entry Request.
- legalAuthenticator – Recommend this not be specified as having no clear meaning in the context of an On-Demand Document Entry.
- 8795 • repositoryUniqueId – The globally unique identifier of the On-Demand Document Source which provides the on-demand document. This unique identifier for the On-Demand Document Source may be used to identify and connect to the specific On-Demand Document Source where a current instance of the on-demand document may be retrieved. The repositoryUniqueId represents an immutable id for the On-Demand Document Source.
- 8800 • Size – Not Applicable, shall not be specified in a Register On-Demand Document Entry Request.

- 8805 • serviceStartTime and serviceStopTime - For On-Demand Document Entries this attribute represents the earliest time(serviceStartTime)/most recent time(serviceStopTime) health service was rendered for which data is available on-demand. For some On-Demand Document Sources this attribute is not applicable and so would not be present.
- 8810 • uniqueId – The globally unique identifier assigned by the On-Demand Document Source to this On-Demand Document Entry. It is used in the Retrieve Document Set transaction to identify the correct on-demand document to access. The use of uniqueId in On-Demand Document Entries is different as this value will never represent an actual document. See ITI TF-3:4.1.1 for more details regarding use of uniqueId by On-Demand Document Entries

The Registry Actor shall store, and later include in metadata returned in a query response, the XSDocumentEntry.repositoryUniqueId attribute along with other metadata attributes received in the Register On-Demand Document Entry [ITI-61] transaction.

8815 The SubmitObjectsRequest may include any of the XDS concepts described in ITI TF-3: 4 except Stable Document Entries. Specifically, the message may include:

- 8820 • XDS Submission Set – exactly one shall be present.
- XDS Folder – zero or more may be present.
- Document Relationships – zero or more may be present. See ITI TF-3: Table 4.2.2.2-1- for a complete list of associations.
- On-Demand Document Entry – one or more shall be present.

8825 There are no restrictions on the use of Document Relationship Associations within this transaction or as part of other transactions which may add or modify Document Relationship Associations with an On-Demand Document Entry. In particular, workflows which replace an On-Demand Document Entry with a Stable Document Entry, add an On-Demand Document Entry to a Folder, deprecate an On-Demand Document Entry or replace an On-Demand Document Entry with a new On-Demand Document Entry are all valid.

3.61.4.1.3 Expected Actions

8830 Upon receipt of a Register On-Demand Document Entry Request message, the Document Registry with the aid of the Registry Adaptor shall:

- Accept all valid SubmitObjectsRequests
- Perform metadata validations
- Update the registry with the contained metadata
- Return a RegistryResponse message given the status of the operation

8835 If the registry rejects the metadata, then the Document Registry shall:

- Return an error and indicate in the details of the response the type of error, see ITI TF-3: 4.2.4

- Roll back the request to register the document

3.61.4.1.4.1 Basic Patient Privacy Enforcement Option

8840 If the Basic Patient Privacy Enforcement Option is implemented:

- The On-Demand Document Source Actor shall populate the confidentialityCode in the document metadata with the list of OID values that identify the Patient Privacy Consent Policies that apply to the associated on-demand document. The confidentiality codes for different On-Demand Document Entries in the same submission may be different.
- 8845 • The On-Demand Document Source Actor shall be able to be configured with the Patient Privacy Consent Policies, Patient Privacy Consent Policy Identifiers (OIDs) and associated information necessary to understand and enforce the XDS Affinity Domain Policy. The details of this are product specific and not specified by IHE.
- 8850 • The On-Demand Document Source Actor may have a user interface or business rule capabilities to determine the appropriate confidentiality codes for each On-Demand Document Entry. The details of this are product specific and not specified by IHE. However, the information about how confidentiality codes are assigned must be part of the published policy for the XDS Affinity Domain.

3.61.4.1.5 Protocol Requirements

8855 The Register On-Demand Document Entry transaction shall use SOAP12. Furthermore:

- The Document Registry Actor shall accept the Register On-Demand Document Entry Request formatted as a SIMPLE SOAP message and respond with the Register On-Demand Document Entry Response formatted as a SIMPLE SOAP message.
- 8860 • The On-Demand Document Source Actor shall generate the Register On-Demand Document Entry Request formatted as a SIMPLE SOAP message and accept the Register On-Demand Document Entry formatted as a SIMPLE SOAP message.

See ITI TF-2x: Appendix V for details.

3.61.4.2 Register On-Demand Document Entry Response

8865 The Document Registry sends the result of processing the On-Demand Document Entry metadata to the On-Demand Document Source.

3.61.4.2.1 Trigger Events

The Document Registry finishes processing a Register On-Demand Document Entry Message and shall return a Register On-Demand Document Entry Response.

3.61.4.2.2 Message Semantics

8870 The Register On-Demand Document Entry Response message shall carry the status of the requested operation and an error message if the requested operation failed.

If creationTime, hash or size metadata attributes are received in a Register On-Demand Document Entry [ITI-61] transaction the Document Registry shall return an XDSRegistryMetadataError.

8875 Other conditions of failure and possible error messages are given in the ebRS standard and detailed in ITI TF-3: 4.2.4 Error Reporting.

3.61.4.2.3 Expected Actions

8880 The On-Demand Document Source now knows that the transaction succeeded/failed and can continue. The metadata added to the registry as a result of this transaction is now available for discovery.

3.61.5 Protocol Requirements

Implementors of this transaction shall comply with all requirements described in ITI TF-2x: Appendix V: Web Services for IHE Transactions.

8885

WSDL Namespace Definitions

ihe	urn:ihe:iti:xds-b:2007
rs	urn:oasis:names:tc:ebxml-regrep:xsd:rs:3.0
lcm	urn:oasis:names:tc:ebxml-regrep:xsd:lcm:3.0
query	urn:oasis:names:tc:ebxml-regrep:xsd:query:3.0

These are the requirements for the Register On-Demand Document Entry transaction presented in the order in which they would appear in the WSDL definition:

- The following types shall be imported (xsd:import) in the /definitions/types section:
 - namespace="urn:oasis:names:tc:ebxml-regrep:xsd:rs:3.0", schema=" rs.xsd"
 - 8890 • namespace="urn:oasis:names:tc:ebxml-regrep:xsd:lcm:3.0", schema=" lcm.xsd"
- The /definitions/message/part/@element attribute of the Register On-Demand Document Entry Request message shall be defined as “lcm:SubmitObjectsRequest”
- The /definitions/message/part/@element attribute of the Register Document Set-b Response message shall be defined as “rs:RegistryResponse”
- 8895 • The /definitions/portType/operation/input/@wsaw:Action attribute for the Register On-Demand Document Entry Request message shall be defined as “urn:ihe:iti:2010:RegisterOnDemandDocumentEntry”
- The /definitions/portType/operation/output/@wsaw:Action attribute for the Register On-Demand Document Entry Response message shall be defined as
- 8900 • “urn:ihe:iti:2010:RegisterOnDemandDocumentResponse”
- The /definitions/binding/operation/soap12:operation/@soapAction attribute shall be defined as “urn:ihe:iti:2010:RegisterOnDemandDocumentEntry”

These are the requirements that affect the wire format of the SOAP message. The other WSDL properties are only used within the WSDL definition and do not affect interoperability.

8905 For informative WSDL for the Document Registry Actor see ITI TF-2x: Appendix W.

3.61.7 Security Considerations

Relevant XDS Affinity Domain Security background is discussed in the XDS Security Considerations Section (see ITI TF-1: 10.7).

3.61.7.1 Audit Record Considerations

8910 The Register On-Demand Document Entry Transaction is PHI-Export event, as defined in ITI TF-2a: Table 3.20.6-1 with the following exceptions.

3.61.7.1.1 On-Demand Document Source audit message:

	Field Name	Opt	Value Constraints
Event AuditMessage/ EventIdentification	EventID	M	EV(110106, DCM, "Export")
	EventActionCode	M	"R" (Read)
	EventDateTime	M	not specialized
	EventOutcomeIndicator	M	not specialized
	EventTypeCode	M	EV("ITI-61", "IHE Transactions", "Register On-Demand Document Entry")
Source (On-Demand Document Source) (1)			
Human Requestor (0..n)			
Destination (Document Registry) (1)			
Audit Source (On-Demand Document Source) (1)			
Patient (1)			
SubmissionSet (1)			

Where:

Source AuditMessage/ ActiveParticipant	UserID	U	<ReplyTo/>
	AlternativeUserID	M	the process ID as used within the local operating system in the local system logs.
	UserName	U	not specialized
	UserIsRequestor	U	not specialized
	RoleIDCode	M	EV(110153, DCM, "Source")
	NetworkAccessPointTypeCode	M	"1" for machine (DNS) name, "2" for IP address
	NetworkAccessPointID	M	The machine name or IP address, as specified in RFC 3881.

Human Requestor (if known) AuditMessage/ ActiveParticipant	UserID	M	Identity of the human that initiated the transaction.
	AlternativeUserID	U	not specialized
	UserName	U	not specialized
	UserIsRequestor	M	"true"
	RoleIDCode	U	Access Control role(s) the user holds that allows this transaction.
	NetworkAccessPointTypeCode	U	not specialized
	NetworkAccessPointID	U	not specialized

8915

Destination (AuditMessage/ ActiveParticipant)	UserID	M	SOAP endpoint URI.
	AlternativeUserID	U	not specialized
	UserName	U	not specialized
	UserIsRequestor	M	“false”
	RoleIDCode	M	EV(110152, DCM, “Destination”)
	NetworkAccessPointTypeCode	M	“1” for machine (DNS) name, “2” for IP address
	NetworkAccessPointID	M	The machine name or IP address, as specified in RFC 3881.

Audit Source (AuditMessage/ AuditSourceIdentification)	AuditSourceID	U	not specialized.
	AuditEnterpriseSiteID	U	not specialized
	AuditSourceTypeCode	U	not specialized

Patient (AuditMessage/ ParticipantObjectIdentification)	ParticipantObjectTypeCode	M	“1” (person)
	ParticipantObjectTypeCodeRole	M	“1” (patient)
	ParticipantObjectDataLifeCycle	U	not specialized
	ParticipantObjectIDTypeCode	M	EV(2, RFC-3881, “Patient Number”)
	ParticipantObjectSensitivity	U	not specialized
	ParticipantObjectID	M	the patient ID in HL7 CX format..
	ParticipantObjectName	U	not specialized
	ParticipantObjectQuery	U	not specialized
	ParticipantObjectDetail	U	not specialized

Submission Set (AuditMessage/ ParticipantObjectIdentification)	ParticipantObjectTypeCode	M	“2” (System)
	ParticipantObjectTypeCodeRole	M	“20” (job)
	ParticipantObjectDataLifeCycle	U	not specialized
	ParticipantObjectIDTypeCode	M	EV(“urn:uuid:a54d6aa5-d40d-43f9-88c5-b4633d873bdd”, “IHE XDS Metadata”, “submission set classificationNode”)
	ParticipantObjectSensitivity	U	not specialized
	ParticipantObjectID	M	The submissionSet unique ID
	ParticipantObjectName	U	not specialized
	ParticipantObjectQuery	U	not specialized
	ParticipantObjectDetail	U	not specialized

3.61.7.1.2 Document Registry audit message:

	Field Name	Opt	Value Constraints
Event (AuditMessage/ EventIdentification)	EventID	M	EV(110107, DCM, “Import”)
	EventActionCode	M	“C” (Create)
	EventDateTime	M	not specialized
	EventOutcomeIndicator	M	not specialized
	EventTypeCode	M	EV(“ITI-61”, “IHE Transactions”, “Register On-Demand Document Entry”)
Source (On-Demand Document Source) (1)			
Destination (Document Registry) (1)			

Audit Source (Document Registry) (1)
Patient (1)
SubmissionSet (1)

8920

Where:

Source AuditMessage/ ActiveParticipant	UserID	U	<ReplyTo/>
	AlternativeUserID	U	not specialized
	UserName	U	not specialized
	UserIsRequestor	U	not specialized
	RoleIDCode	M	EV(110153, DCM, "Source")
	NetworkAccessPointTypeCode	M	"1" for machine (DNS) name, "2" for IP address
	NetworkAccessPointID	M	The machine name or IP address, as specified in RFC 3881.

Destination AuditMessage/ ActiveParticipant	UserID	M	SOAP endpoint URI
	AlternativeUserID	M	the process ID as used within the local operating system in the local system logs.
	UserName	U	not specialized
	UserIsRequestor	M	"false"
	RoleIDCode	M	EV(110152, DCM, "Destination")
	NetworkAccessPointTypeCode	M	"1" for machine (DNS) name, "2" for IP address
	NetworkAccessPointID	M	The machine name or IP address, as specified in RFC 3881.

Audit Source AuditMessage/ AuditSourceIdentification	AuditSourceID	U	Not specialized.
	AuditEnterpriseSiteID	U	not specialized
	AuditSourceTypeCode	U	not specialized

Patient (AuditMessage/ ParticipantObjectIdentification)	ParticipantObjectTypeCode	M	"1" (person)
	ParticipantObjectTypeCodeRole	M	"1" (patient)
	ParticipantObjectDataLifeCycle	U	not specialized
	ParticipantObjectIDTypeCode	M	EV(2, RFC-3881, "Patient Number")
	ParticipantObjectSensitivity	U	not specialized
	ParticipantObjectID	M	the patient ID in HL7 CX format..
	ParticipantObjectName	U	not specialized
	ParticipantObjectQuery	U	not specialized
	ParticipantObjectDetail	U	not specialized

8925

8930

Submission Set (AuditMessage/ ParticipantObjectIdentification)	ParticipantObjectTypeCode	M	"2" (System)
	ParticipantObjectTypeCodeRole	M	"20" (job)
	<i>ParticipantObjectDataLifeCycle</i>	<i>U</i>	<i>not specialized</i>
	ParticipantObjectTypeCode	M	EV("urn:uuid:a54d6aa5-d40d-43f9-88c5-b4633d873bdd", "IHE XDS Metadata", "submission set classificationNode")
	<i>ParticipantObjectSensitivity</i>	<i>U</i>	<i>not specialized</i>
	ParticipantObjectID	M	The submissionSet unique ID
	<i>ParticipantObjectName</i>	<i>U</i>	<i>not specialized</i>
	<i>ParticipantObjectQuery</i>	<i>U</i>	<i>not specialized</i>
	<i>ParticipantObjectDetail</i>	<i>U</i>	<i>not specialized</i>

3.62 Reserved for Delete Document Set**3.63 Reserved for Cross Gateway Fetch****3.64 Reserved for Notify XAP-PID Link Change**